

# PHILIPS

## Xitanium

### LED driver



## Datasheet

# Xitanium FULL Prog LED Xtreme drivers, Class I only

## Xitanium FULL PROG 110W1000 NL1 C150 Xt

### Xitanium FULL Prog LED Xtreme drivers

Philips Xitanium Full Programmable LED drivers are specifically designed to deliver the highest performance, protection and configurability. The portfolio offers both central and standalone dimming protocols further increasing the energy savings and CO<sub>2</sub> reductions achieved with LED lighting. The Xtreme technology ensures maximum robustness and protection combined with a very long lifetime.

In this product family Philips introduces new drivers in a compact form factor with state-of-the-art features, which offer high value for both OEM customers and end-users. The products can replace the existing programmable outdoor LED drivers and will bring significant improvement in programming, assembly into a luminaire and electrical performance.

### Benefits

- Ultimate robustness, offering peace of mind and lower maintenance costs
- Fully programmable LED-drivers designed for the new digital and connected lighting world
- Extended diagnostics via MultiOne
- Easy to design-in, configure and install for Class I applications
- Energy savings through high efficiency and via multiple dimming options

### Features

- High surge protection (CM/DM)
- Long lifetime and robust protection against moisture, vibration and temperature
- Configurable operating windows (AOC)
- Multiple control interfaces: DALI or 1-10V, LineSwitch
- Autonomous dimming via integrated DynaDimmer
- Thermal protection for driver and for module (MTP)
- Constant Light Output (CLO)
- Adjustable Start-up Time (AST)
- Adjustable Light Output (ALO)
- End-Of-Life indicator (EOL)

### Application

- Road and street lighting
- Area lighting
- Industrial lighting

## Electrical input data

Specification item	Value	Unit	Condition
Nominal input voltage	220...240	V <sub>ac</sub>	performance range
Nominal input frequency	50...60	Hz	
Nominal input current	0.54	A	@230V @ full load
Max. input current	0.62	A	@ minimum input voltage AC
Input voltage	230	V <sub>ac</sub>	
Nominal input power	122	W	@230V @ full load
Power factor	≥ 0.99		@ full load. See graph.
Total harmonic distortion	≤ 8	%	@ full load. See graph.
Efficiency	90	%	@230V @ full load
Input voltage AC	198...264	V <sub>ac</sub>	Operational range
Input frequency AC	45...66	Hz	Operational range
Standby power	0.8	W	
Isolation Input to Output	Double		

## Electrical output data

Specification item	Value	Unit	Condition
Regulation method	Constant Current		
Output voltage	60...200	V <sub>dc</sub>	
Output voltage max.	280	V	Peak voltage at open load
Output current	0.07...1	A	Full output current setting
Output current min programmable	100	mA	
Output current min dimming	70	mA	
Output current tolerance	± 3	%	
Output current ripple LF	≤ 5	%	Ripple = peak / average
Output current ripple HF	≤ 20	%	
Output power	6.5...110	W	Full output

## Electrical data controls input

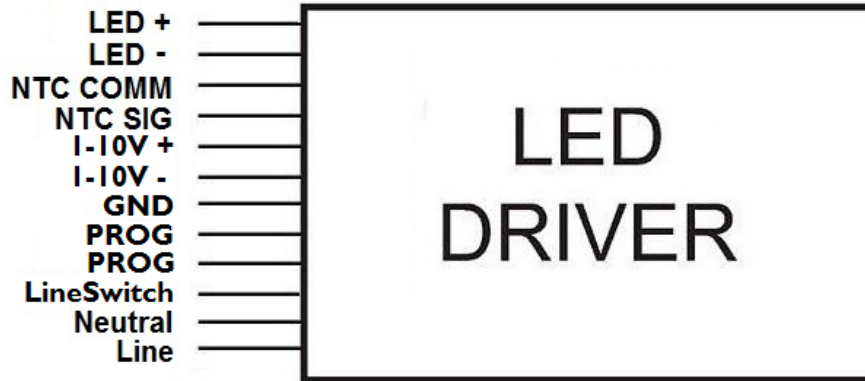
Specification item	Value	Unit	Condition
Control method	1-10V, Dynadimmer, LineSwitch		Output current amplitude dimming, 1-10V acc. IEC60929
Dimming range	7...100	%	Dimming curve: 1-8V
Galvanic Isolation	Basic		

## Logistical data

Specification item	Value
Product name	Xitanium FULL PROG 110W1000 NL1 C150 Xt
Order code	871829175653800
Logistic code 12NC	9290 008 84006
EAN3	
Pieces per box	12

## Wiring & Connections

Specification item	Value	Unit	Condition
Input wire cross-section	0.5...2.5	mm <sup>2</sup>	WAGO804, solid / stranded wire
	12...20	AWG	WAGO804, solid / stranded wire
Input wire strip length	10...11	mm	
Output wire cross-section	0.3...1.5	mm <sup>2</sup>	WAGO805, solid / stranded wire
	16...24	AWG	WAGO805, solid / stranded wire
Output wire strip length	9...10	mm	
Maximum cable length	20000	mm	Total length of wiring including LED module, one way
Maximum NTC output cable length	0.6	m	

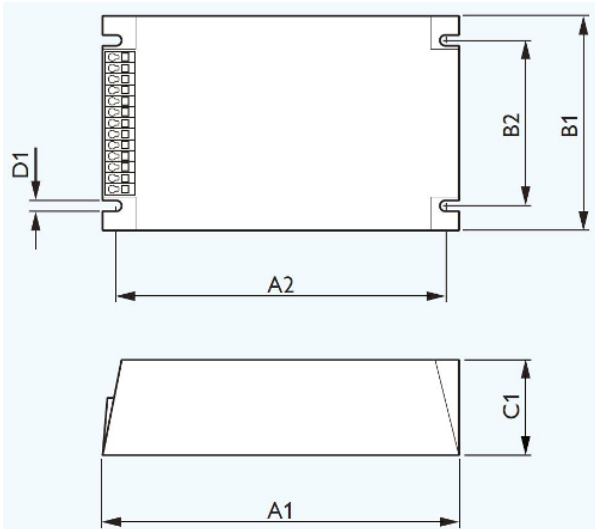


## Insulation

Insulation	Mains	LineSwitch	GND	1-10V	LED+NTC	PROG
Mains		No	Re-inforced	Double	Double	Basic
LineSwitch	No		Re-inforced	Double	Double	Basic
GND	Re-inforced	Re-inforced		Re-inforced	Re-inforced	Re-inforced
1-10V	Double	Double	Re-inforced		Basic	Basic
LED+NTC	Double	Double	Re-inforced	Basic		Double
PROG	Basic	Basic	Re-inforced	Basic	Double	

## Dimensions and weight

Specification item	Value	Unit	Condition
Length (A1)	150	mm	
Width (B1)	90	mm	
Width (B2)	70	mm	
Height (C1)	40	mm	
Fixing hole diameter (D1)	4.5	mm	
Fixing hole distance (A2)	133.6	mm	
Weight	770	gram	



## Operational temperatures and humidity

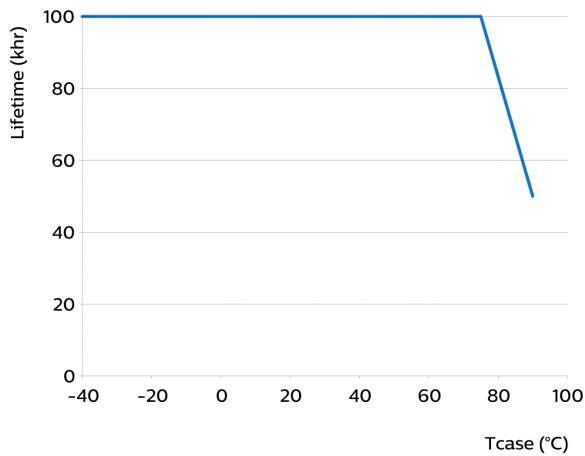
Specification item	Value	Unit	Condition
Ambient temperature	-30...+60	°C	Higher ambient temperature allowed as long as T <sub>case-max</sub> is not exceeded.
Starting Ambient temperature	-40...+60	°C	
T <sub>case-max</sub>	90	°C	Maximum temperature measured at T <sub>case</sub> -point
T <sub>case-life</sub>	75	°C	Measured at T <sub>case</sub> -point
Maximum housing temperature	130	°C	In case of a failure
Relative humidity	10...90	%	Non-condensing

## Storage temperature and humidity

Specification item	Value	Unit	Condition
Ambient temperature	-40...+80	°C	
Relative humidity	5...95	%	Non-condensing

## Lifetime

Specification item	Value	Unit	Condition
Driver lifetime	100,000	hours	Measured temperature at $T_{case}$ -point is $T_{case}$ -life. Maximum failures = 10%



## Programmable features

Specification item	Value	Remark	Condition
Set output current (AOC)	Programmable	See Design-in guide.	Default output current: = 700 mA
LED module temperature derating (MTP)	Yes		
Constant Lumen Over Lifetime (CLO)	Yes		
Diagnostics	Yes		
Adjustable Light Output ALO	Yes		
LineSwitch	Yes		
Adjustable Start-up Time AST	Yes		
1-10V minimum dim level	Yes		
Integrated Dynadimmer	Yes		
End Of Life indicator	Yes		

## Features

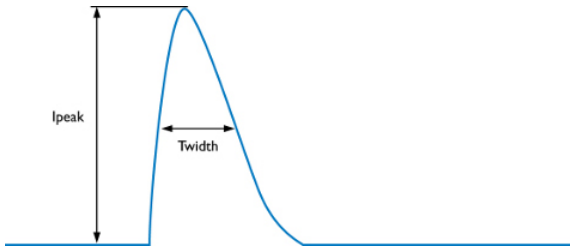
Specification item	Value	Remark	Condition
Open load protection	Yes		Automatic recovering
Short circuit protection	Yes		Automatic recovering
Over power protection	Yes		Automatic recovering
Hot wiring	No		
Suitable for fixtures with protection class	I		per IEC60598
Over temperature protection driver	Yes		Automatic recovering
Overheating protection	Yes		Automatic recovering

## Certificates and standards

Specification item	Value
Approval marks	CB / CE / ENEC / VDE-EMV
Ingress Protection classification	20

## Inrush current

Specification item	Value	Unit	Condition
Inrush current $I_{peak}$	6	A	Input voltage 230V
Inrush current $T_{width}$	800	$\mu$ s	Input voltage 230V, measured at 50% $I_{peak}$
Drivers / MCB 16A type B	$\leq 21$	pcs	



### Maximum recommended number of drivers per MCB

MCB Rating	B	C
10A	13	13
13A	17	17
16A	21	21
20A	27	27
25A	33	33

## Driver touch current

Specification item	Value	Unit	Condition
Typical touch current	< 0.34	mA peak	Acc. IEC61347-1. LED module contribution not included

## Surge immunity

Specification item	Value	Unit	Condition
Mains surge immunity (diff. mode)	4	kV	L-N, Ls-L, Ls-N, acc. IEC61000-4-5. 2 Ohm, 1.2/50us, 8/20us
Mains surge immunity (comm. mode)	10	kV	L/N - GND, acc. IEC61000-4-5. 12 Ohm 1.2/50us, 8/20us
Control surge immunity (diff. mode)	1	kV	1-10V, acc. IEC61000-4-5. 2 Ohm, 1.2/50us, 8/20us
Control surge immunity (comm. mode)	6	kV	1-10V - GND, acc. IEC61000-4-5. 12 Ohm, 1.2/50us, 8/20us

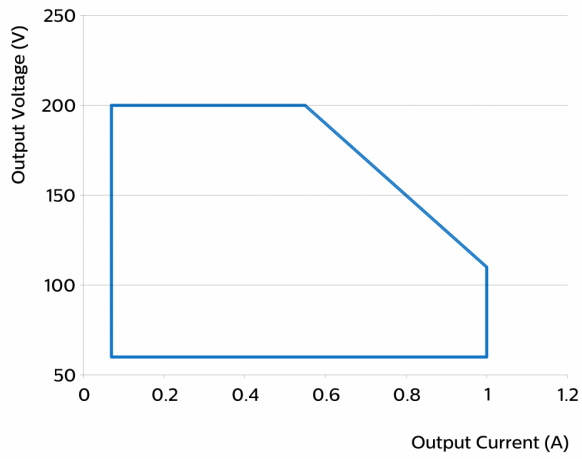
## Additional information

Specification item	Default setting	Remark	Condition
AOC	700	mA	
LineSwitch	ON		
ALO	OFF		
CLO	OFF		
MTP	ON		
Dynadimmer	OFF		
AST	OFF		
EOL	OFF		
1-10V	ON		

## Graphs

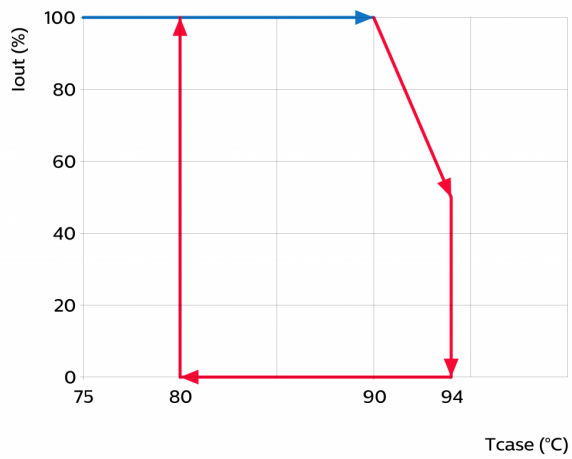
### Operating window

---



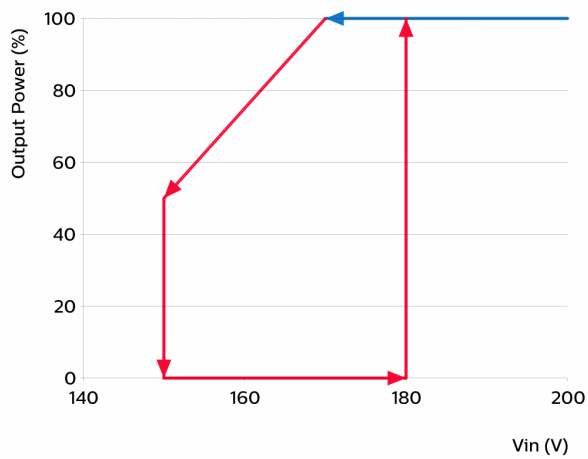
### Thermal Guard

---



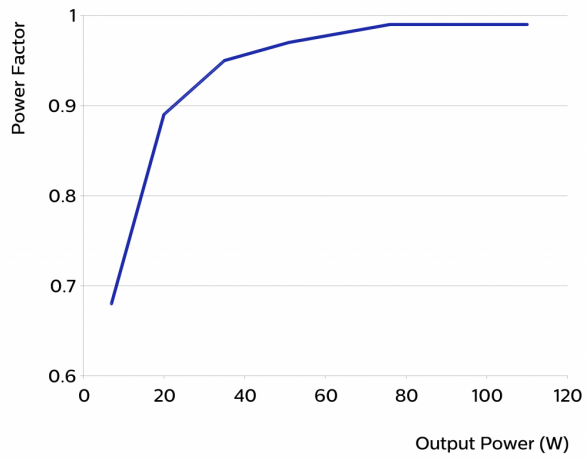
### Mains Guard

---



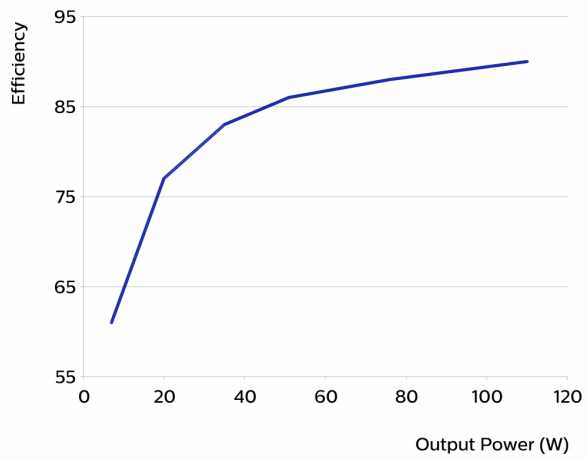
### Power factor versus output power

---



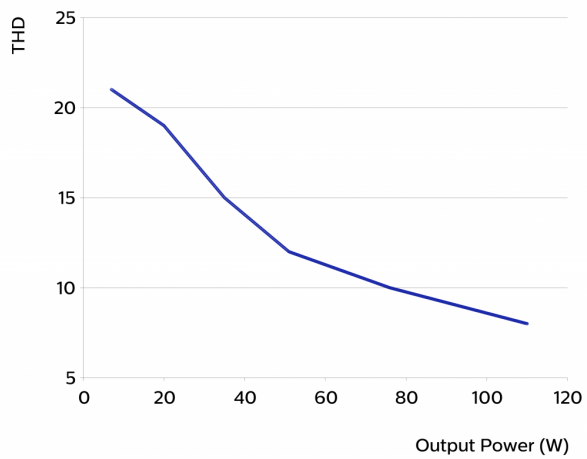
### Efficiency versus output power

---



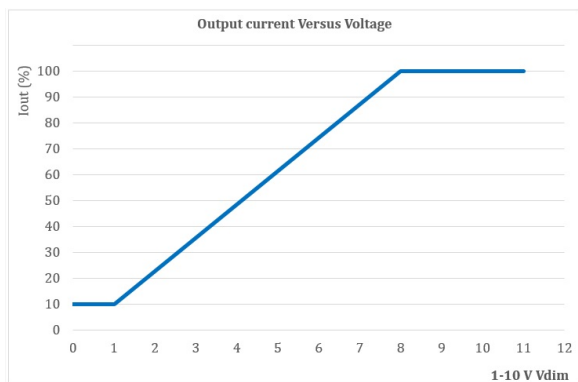
### THD versus output power

---



## $I_{out}$ as function of 1-10V interface

---



### Notes

---

Driver GND terminal only allowed to be connected to protective earth.



©2016 Philips Lighting B.V.

All rights reserved. Reproduction in whole or in part is prohibited without the prior written consent of the copyright owner. The information presented in this document does not form part of any quotation or contract, is believed to be accurate and reliable and may be changed without notice. No liability will be accepted by the publisher for any consequence of its use. Publication thereof does not convey nor imply any license under patent- or other industrial or intellectual property rights. Data subject to change.

Date of release: September 15, 2016

[www.philips.com/technology](http://www.philips.com/technology)