


Description

The X6E series is outdoor LED driver that operates in constant current with high PF value. It also helps clients to improve the management of logistics and stock. The compact metal case and high efficiency enables the driver to operate with high reliability. It provides extreme durability with an IP67 rating and extends product lifetime. Overall protection is provided against lightning surge, output over voltage, short circuit and over temperature to ensure low failure rate.



Product Features

- Universal input voltage: 90~305Vac ;
- Isolate constant power design;
- High surge protection: 6KV line-line, 10KV line-earth;
- Protections: SCP / OVP / OTP;
- IP67 design for indoor and outdoor applications;
- Suitable for dry / damp / wet locations;
- 5 years warranty.

Application

Road and street lighting
Tunnel lighting
Area and flood lighting
High-bay lighting

Models

Model Number	Input Voltage Range (Vac)	Max Output Power (W)	Output Voltage Range (Vdc)	Full Power Output Current Range (A)	Default Current(A)	Eff. (Typ.)	PF(Typ.)	THD(Typ.)
X6E-240V240-G	100~277	240	130-240	1.0~1.5	1.5	93.5%	0.95	5%

NOTES:

- [1]. V means non-dimmable, adjustable output current with potentiometer.
[2]. All specifications are measured at 25°C ambient temperature, input voltage 230Vac, and the typical value tested by full load, if no specific note.

Input Specifications

Parameter	Min	Typ.	Max	Notes
Input Voltage Range	90Vac	120/220~240/ 277Vac	305Vac	
Input Frequency AC	47Hz	50/60Hz	63Hz	
Max Input Current	-	-	3.3A	120Vac & 100% load
Max Input Power	-	-	290W	120Vac & 100% load
Leakage Current	-	-	0.70mA	IEC 60598-1; 240Vac/60Hz
Inrush Current	-	-	75A	240Vac, 100% load
Power Factor (PF)	0.96	0.98	-	120Vac, 50-60Hz, 70%-100% load
Power Factor (PF)	0.95	0.97	-	230Vac, 50-60Hz, 70%-100% load
Power Factor (PF)	0.93	0.95	-	277Vac, 50-60Hz, 70%-100% load
Total Harmonic Distortion (THD)	-	5%	10%	120-230Vac, 50-60Hz, 70%-100% load
Total Harmonic Distortion (THD)	-	10%	15%	277Vac, 50-60Hz, 70%-100% load
MCB(B16)	-	4	-	230Vac; 100%load

Output Specifications

Parameter	Min	Typ.	Max	Notes
Output Voltage Range	130Vdc	-	240Vdc	
Open Circuit Voltage	-	253Vdc	260Vdc	
Output Current Range	0.66A	-	1.5A	
Full Power Current Range	1.00A	-	1.5A	
Current Accuracy	-5%	-	+5%	
Total Output Current Ripple (pk-pk)	-	5%	10%	20MHz BW full load & LED load the LED load ripple is slightly different for different LEDs
Startup Overshoot Current	-	-	10%	
Line Regulation	-1%	-	+1%	25°C±10°C ambient temperature, input changes from 120Vac to 277Vac
Load Regulation	-3%	-	+3%	Load varies from 70% to 100% with 230Vac Input at 25°C ±10°C ambient temperature
Turn-on Delay Time	-	-	1.0s	240Vac, 100% load, 25°C ±10°C ambient temperature

General Specifications

parameter	Min	Typ.	Max	Notes
Efficiency@120Vac Io=1.0A Io=1.5A	89.0% 89.0%	90.5% 90.5%		100% load, 25°C±10°C ambient temperature
Efficiency@230Vac Io=1.0A Io=1.5A	92.0% 91.0%	93.5% 93.5%	-	100% load, 25°C±10°C ambient temperature
Efficiency@277Vac Io=1.0A Io=1.5A	92.0% 92.0%	94.0% 94.0%		100% load, 25°C±10°C ambient temperature
Mean Time Between Failure	-	200Khours	-	25°C±10°C ambient temperature, 230Vac, 80% load condition (MIL-HDBK-217/SR-332)
Lifetime	-	80Khours	-	230Vac& 100% load, Tc 75°C, reference lifetime vs. case temperature curve
Operating Temperature Ta	-40°C	-	+50°C	100~200Vac, Output Power vs. Ambient Temperature curve
Operating Temperature Ta	-40°C	-	+55°C	200~277Vac, Output Power vs. Ambient Temperature curve
Operating Tc for Safety Tc_s	-40°C	-	+90°C	
Operating Tc for Warranty Tc_w	-40°C	-	+75°C	5-year warranty shell temperature, humidity: 10% to 95% RH
Storage Temperature Ta	-40°C	-	+85°C	Humidity: 5% to 100% RH
Altitude	-60m	-	4000m	
Input Under voltage Protection	65Vac	75Vac	90Vac	Turn off the output or hiccup when the input voltage falls below protection voltage.
Over Temperature Protection Tc	-	95°C	-	Decreases output current, returning to normal after over temperature is removed.
Short Circuit Protection	-	-	-	Hiccupmode. The output shall return to normal when the fault condition is removed.
Dimensions (L*W*H)	193.5*68*37mm			
Net Weight	940±100g/PCS			
Package(L*W*H)	376*352*172mm; 12PCS/Ctn, Gross Weight: 13.3Kg			

Safety Specification

Dielectric Strength (Input-Output)	-	3750Vac	-	60s, Current not exceeding 5mA
Dielectric Strength (Input-Ground)	-	1554Vac	-	60s, Current not exceeding 5mA
Dielectric Strength (Output-Ground)	-	1520Vac	-	60s, Current not exceeding 5mA
Grounding Resistance	-	-	0.1Ω	25°C±10°C Ambient Temperature, pass 25A Current, 60s.
Insulation Resistance	10MΩ	-	-	Input-Output, Input-PE, Output-PE, 500Vdc/60s/25°C

Safety Compliance

Safety Category	Standards	Approved	Notes
CCC	GB/T 19510.213, GB/T 19510.1	√	
CE	EN61347-1, EN61347-2-13, EN62493	√	
ENEC	EN61347-1, EN61347-2-13, EN62384	√	
CB	IEC61347-1, IEC61347-2-13	√	
BIS	IS 15885(PART 2/SEC 13)		
UL	UL 8750	√	
CUL	CSA C22.2 No.250.13	√	
KC	K61347-1, K61347-2-13		
PSE	J61347-1, J61347-2-13		
SAA	AS 61347.2.13, AS/NZS 61347.1	√	
EAC	ГОСТ Р МЭК 61347-1 ГОСТ IEC 61347-2-13	√	

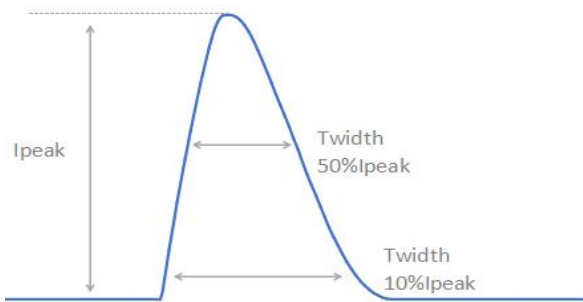
EMC Compliance

EMC Category	Standards	Approved	Notes
CCC	GB/T 17743, GB 17625.1	√	
CE	EN 55015	√	
CE	EN 61000-3-2, EN 61000-3-3	√	
CE	EN61000-4-2,3,4,5,6,11	√	
CE	EN 61547	√	
KC	K61547		
KC	K00015		
PSE	J55015		
FCC	FCC part 15	√	
Surge Shock Immunity	ANSI/C82.77-5-2017		
Ringing Wave			
EAC	ГОСТ IEC 62493, СТБ EH 55015 ГОСТ IEC 61547	√	
EAC	ГОСТ 30804.3.2 (IEC 61000-3-2) ГОСТ 30804.3.3 (IEC 61000-3-3)	√	

RoHS

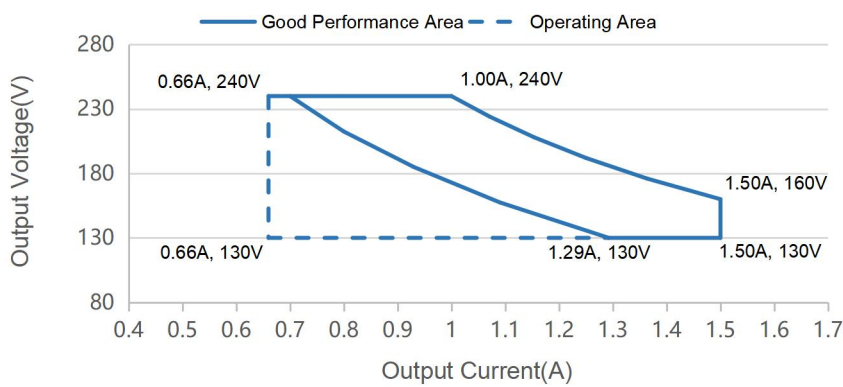
Our products comply with reference to RoHS Directive (EU) 2015/863 amending 2011/65/EU.

Inrush Current

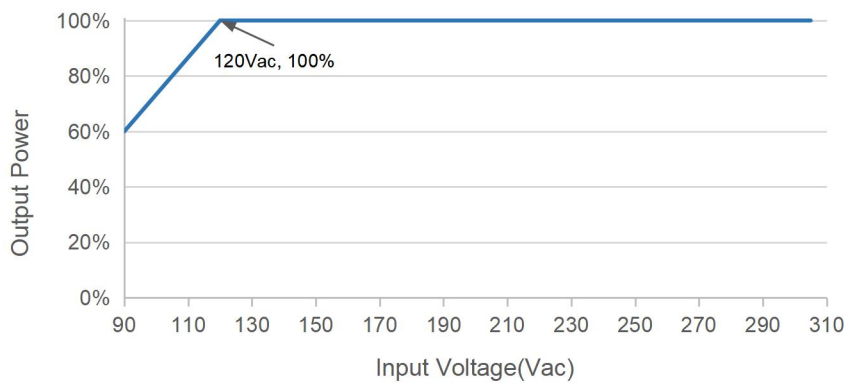


Vin	Ipeak	T(@10% of Ipeak)	T(@50% of Ipeak)
230Vac	65A	780uS	350uS

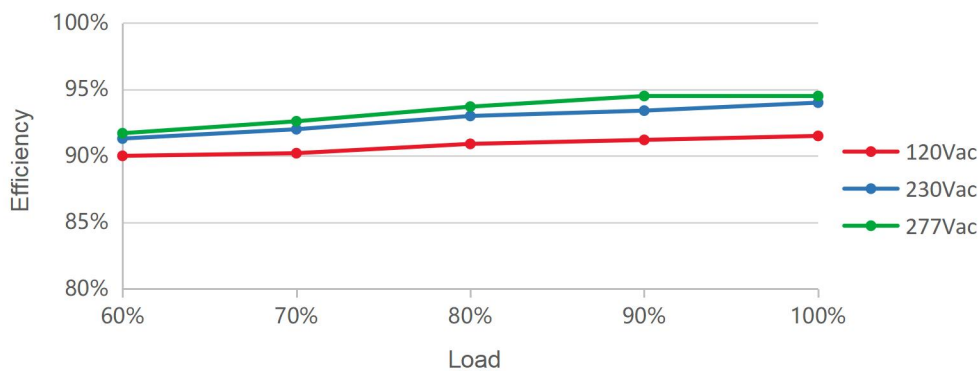
Output Voltage vs. Output Current



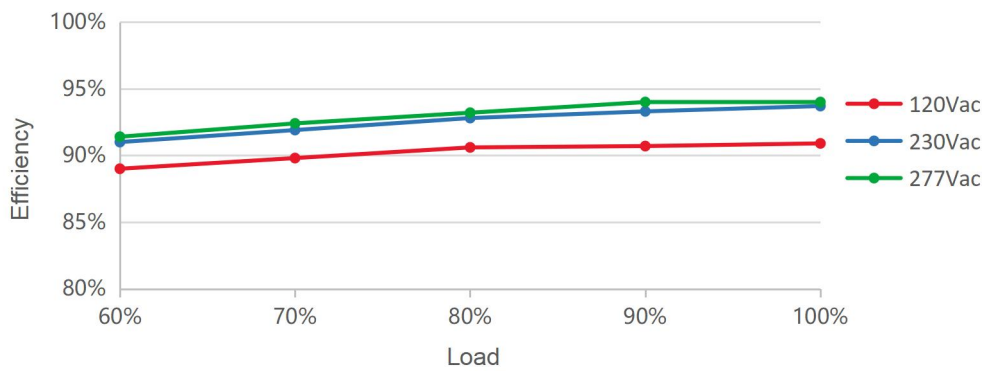
Output Power vs. Input Voltage



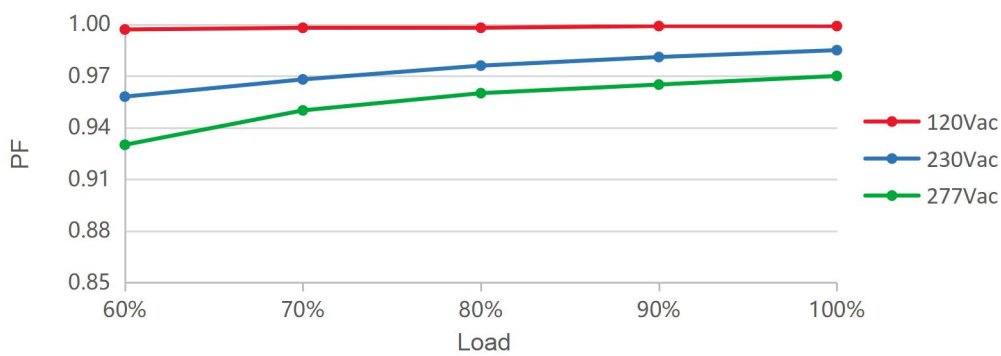
Efficient vs. Load (Io=1.0A)



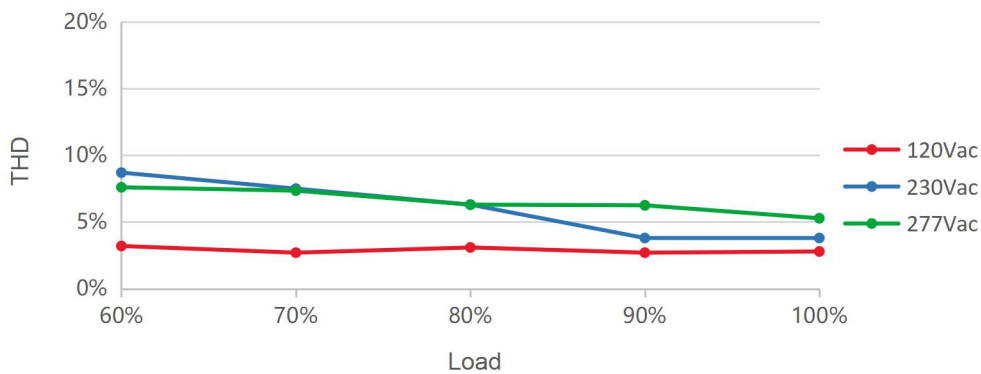
Efficient vs. Load (Io=1.5A)



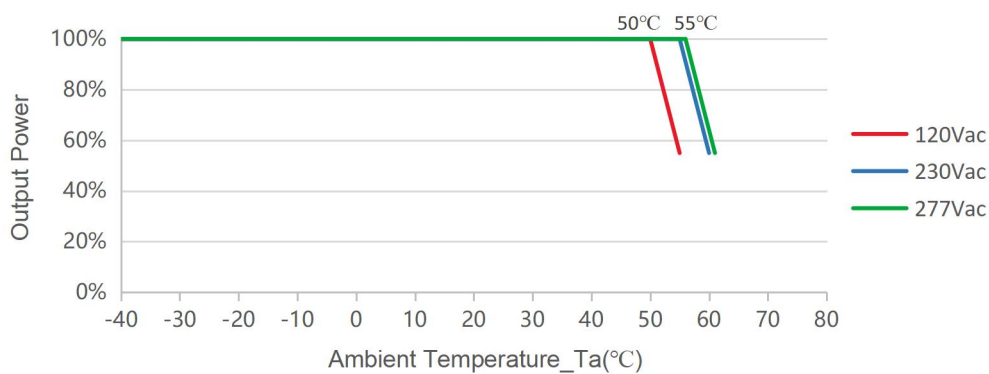
PF vs. Load



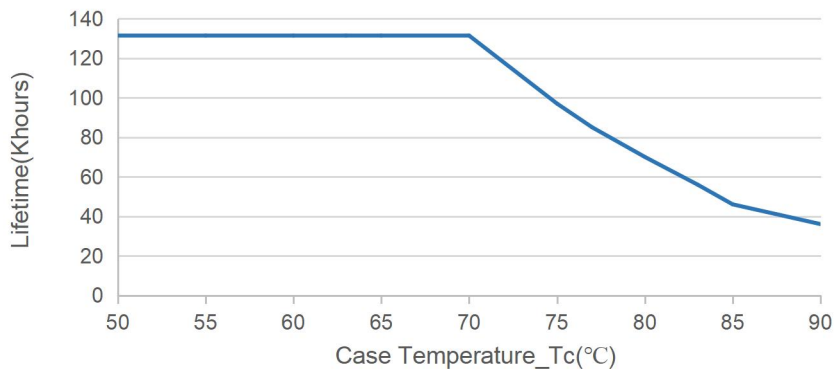
THD vs. Load



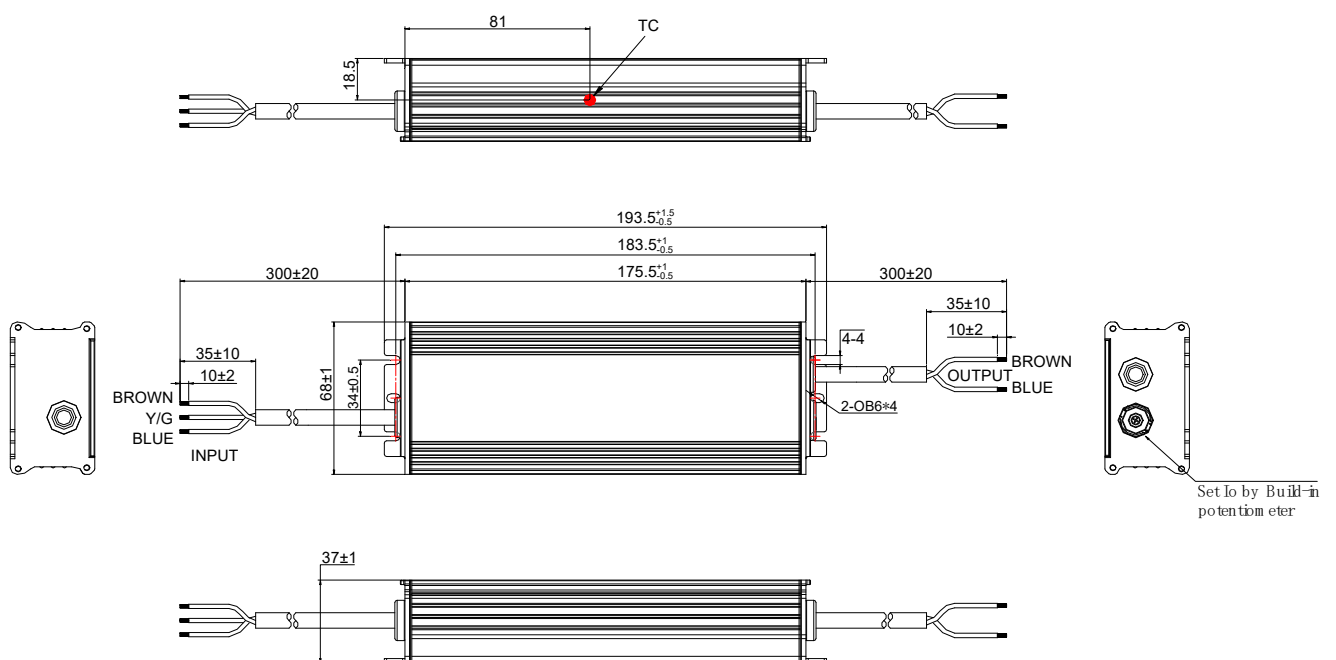
Output Power vs. Ambient Temperature



Lifetime vs. Case Temperature



Mechanical Outline



Specification

Input	CCC+VDE+SAA H05RN-F 3*1.0 mm ² L=300±20mm	CCC/CE/SAA
Output	CCC+VDE+SAA H05RN-F 2*1.0 mm ² L=300±20mm	CCC/CE/SAA

AC wire labels

For AC wire label:

The labels stick location as below:

Label

168.50 mm

37.00 mm	INPUT	MOSO [®] X6E-240V240-G 恒流型, 内置防雷管 LED DRIVER Constant current type LED 控制装置 Integrated SPD	CCC	CE	EAC	110	OUTPUT
	L (BROWN 棕)	INPUT (输入) 100-277V ~ 50/60Hz, 290W Max. 3.3A Max. PF: (Pout ≥ 168W) = 0.9C-0.95	RoHS	IP67	RoHS	RoHS	(BROWN 棕) Vo +
	G (Y/G 黄/绿)	OUTPUT (输出) 130-240V ~~, 0.66-1.5A Max. 240W	RoHS	RoHS	RoHS	RoHS	(BLUE 蓝) Vo -
	N (BLUE 蓝)	tc: 90°C ta: 50°C Input: 100-200V ~ ta: 55°C Input: 200-277V ~	RoHS	RoHS	RoHS	RoHS	Io ADJ ⊕ GMA-519763

中国制造 深圳茂硕电子科技有限公司 深圳市南山区西丽松白路1061号
仅适用LED模块 SHENZHEN MOSO ELECTRONICS TECHNOLOGY CO., LTD
MADE IN CHINA No. 1061, Songbai Road, Xili Town, Nanshan District,
For LED module only Shenzhen, CHINA

Version

A.3	First release	2025-1-9
B.2	ECL202502022	2025-02-21

Specification for Approval

Product Name: 240W LED Driver

Product Model: X6E-240V240-G

Rev: B.2

Address: XiLiSongbai Road 1061, Nanshan District, Shenzhen City, Guangdong, China

Tel: 0755-27657000

FAX: 0755-27657908

E-mail: info@mosopower.com

Web Site: <http://www.mosopower.com>

Prepared By	Checked By	Approved By

Specification for Approval

Product Name: 240W LED Driver

Product Model: X6E-240V240-G

Rev: B.2

CUSTOMER AUTHORIZED SIGNATURE		
Tested By	Checked By	Approved By
(Company seal)Return one copy to MOSO with approved signature and company seal.		

Address: XiLiSongbai Road 1061, Nanshan District, Shenzhen City, Guangdong, China

Tel: 0755-27657000

FAX: 0755-27657908

E-mail: info@mosopower.com

Web Site: http://www.mosopower.com

Prepared By	Checked By	Approved By