


Description

The X6E series is outdoor LED driver that operates in constant current with high PF value. It also helps clients to improve the management of logistics and stock. The compact metal case and high efficiency enables the driver to operate with high reliability. It provides extreme durability with an IP67 rating and extends product lifetime. Overall protection is provided against lightning surge, output over voltage, short circuit and over temperature to ensure low failure rate.



Product Features

- Universal input voltage: 90~305Vac ;
- Isolate constant power design;
- High surge protection: 6KV line-line, 10KV line-earth;
- Protections: SCP / OVP / OTP;
- IP67 design for indoor and outdoor applications;
- Suitable for dry / damp / wet locations;
- 5 years warranty.

Application

Road and street lighting,
 Tunnel lighting
 Area and flood lighting
 High-bay lighting

Models

Model Number	Input Voltage Range (Vac)	Max Output Power (W)	Output Voltage Range (Vdc)	Full Power Output Current Range (A)	Default Current(A)	Eff. (Typ.)	PF(Typ.)	THD(Typ.)
X6E-240V056-G	100-277	240	30-56	4.30~6.85	5.0	93.5%	0.95	5%

Notes:

[1]. V means non-dimmable, adjustable output current with potentiometer.

[2]. All specifications are measured at 25°C ambient temperature, input voltage 230Vac, and the typical value tested at full load, if no specific note.

Input Specifications

Parameter	Min	Typ.	Max	Notes
Input Voltage Range	90Vac	120/ 220~240/ 277Vac	305Vac	
Input Frequency AC	47Hz	50/60Hz	63Hz	
Max Input Current	-	-	3.3A	120Vac&100% load
Max Input Power	-	-	290W	120Vac&100% load
Leakage Current	-	-	0.70mA	IEC 60598-1; 240Vac/60Hz
Inrush Current	-	-	75A	230Vac, 100% load
Power Factor (PF)	0.96	0.98	-	120Vac , 50-60Hz , 70%-100% load
Power Factor (PF)	0.93	0.95	-	230Vac , 50-60Hz , 70%-100% load
Power Factor (PF)	0.92	0.94	-	277Vac , 50-60Hz , 70%-100% load
Total Harmonic Distortion (THD)	-	5%	10%	120-230Vac , 50-60Hz , 70%-100% load
Total Harmonic Distortion (THD)	-	10%	15%	277Vac , 50-60Hz , 70%-100% load
MCB(B16)	-	2	-	240Vac; 100%load

Output Specifications

Parameter	Min	Typ.	Max	Notes
Output Voltage Range	30Vdc	-	56Vdc	The full power cannot be lower than 35Vdc
Open Circuit Voltage	-	-	70Vdc	
Output Current Range	3.43A	-	6.85A	Adjustable output current with potentiometer, full power performance Range 4.3A-6.85A
Current Accuracy	-5%I _{set}	-	+5%I _{set}	I _{set} is set to the full power range
Total Output Current Ripple (pk-pk)	-	5%	10%	20MHz BW full load & LED load the LED load ripple is slightly different for different LEDs
Startup Overshoot Current	-	-	10%	100-277Vac full load condition, LED load
Line Regulation	-1%	-	+1%	25°C±10°C ambient temperature, input changes from 200Vac to 264Vac
Load Regulation	-3%	-	+3%	Load varies from 70% to 100% with 230Vac Input at 25°C±10°C ambient temperature
Turn-on Delay Time	-	-	1.0s	240Vac,100% load

General Specifications

Parameter	Min	Typ.	Max	Notes
Efficiency@120Vac Io=4.30A Io=6.85A	89.0% 89.0%	90.5% 90.0%	-	100% load, 25°C ambient temperature
Efficiency@230Vac Io=4.30A Io=6.85A	91.5% 90.5%	93.5% 92.5%	-	100% load, 25°C ambient temperature
Efficiency@277Vac Io=4.30A Io=6.85A	91.7% 90.7%	93.7% 92.7%	-	100% load, 25°C ambient temperature
Mean Time Between Failure	-	200Khours	-	25°C±10°C ambient temperature , 230Vac , 80% load condition (MIL-HDBK-217/SR-332)
Lifetime	-	72Khours	-	230Vac & 100% load , Tc 75°C , refer to lifetime vs. case temperature curve
Operating Temperature Ta	-40°C	-	+45°C	100~200Vac, Output Power vs. Ambient Temperature curve
Operating Temperature Ta	-40°C	-	+55°C	200~277Vac, Output Power vs. Ambient Temperature curve
Operating Tc for Safety Tc_s	-40°C	-	+90°C	
Operating Tc for Warranty Tc_w	-40°C	-	+75°C	5-year warranty shell temperature, humidity:10% to 95% RH
Storage Temperature Ta	-40°C	-	+85°C	Humidity:5% to 100% RH
Altitude	-60m	-	4000m	
Input Under voltage Protection	55Vac	75Vac	85Vac	Turn off the output or hiccup when the input voltage falls below protection voltage.
Over Temperature Protection Tc	-	95°C	-	Decreases output current, returning to normal after over temperature is removed.
Short Circuit Protection	-	-	-	Constant current mode. The output shall return to normal when the fault condition is removed.
Dimensions (L*W*H)	193.5*68*37mm			
Net Weight	920±50g/PCS			
Package (L*W*H)	376*352*172mm; 12PCS/Ctn, Gross Weight: 13.3Kg			For reference only

Safety Specifications

Parameter	Min	Typ.	Max	Notes
Dielectric Strength (Input-Output)	-	3750Vac	-	60s , Current not exceeding 5mA
Dielectric Strength (Input-Ground)	-	1875Vac	-	60s , Current not exceeding 5mA
Dielectric Strength (Output-Ground)	-	500Vac	-	60s , Current not exceeding 5mA
Grounding Resistance	-	-	0.1Ω	25℃±10℃ Ambient Temperature, pass 25A Current, 60s.
Insulation Resistance	10MΩ	-	-	Input-Output, Input-PE, Output-PE, 500Vdc/60s/25℃

Safety Compliance

Safety Category	Standards	Approved	Notes
CCC	GB/T 19510.1, GB/T 19510.213	√	
CE	EN61347-1, EN61347-2-13, EN62493	√	
ENEC	EN61347-1, EN61347-2-13, EN62384	√	
CB	IEC61347-1, IEC61347-2-13	√	
BIS	IS 15885(PART 2/SEC 13)		
UL	UL 8750		
CUL	CSA C22.2 No.250.13		
KC	K61347-1, K61347-2-13		
PSE	J61347-1, J61347-2-13		
SAA	AS 61347.2.13, AS/NZS 61347.1	√	
EAC	ГОСТ Р МЭК 61347-1 ГОСТ IEC 61347-2-13	√	

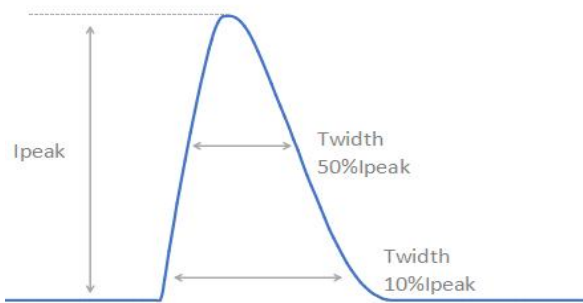
EMC Compliance

EMC Category	Standards	Approved	Notes
CCC	GB/T 17743, GB 17625.1	√	
CE	EN 55015	√	
CE	EN 61000-3-2, EN 61000-3-3	√	
CE	EN61000-4-2,3,4,5,6,11	√	
CE	EN 61547	√	
KC	K61547		
KC	K00015		
PSE	J55015		
FCC	FCC part 15		
Surge Shock Immunity	ANSI/C82.77-5-2017		
Ringing Wave			
EAC	ГОСТ IEC 62493, СТБ EH 55015 ГОСТ IEC 61547	√	
EAC	ГОСТ 30804.3.2 (IEC 61000-3-2) ГОСТ 30804.3.3 (IEC 61000-3-3)	√	

RoHS

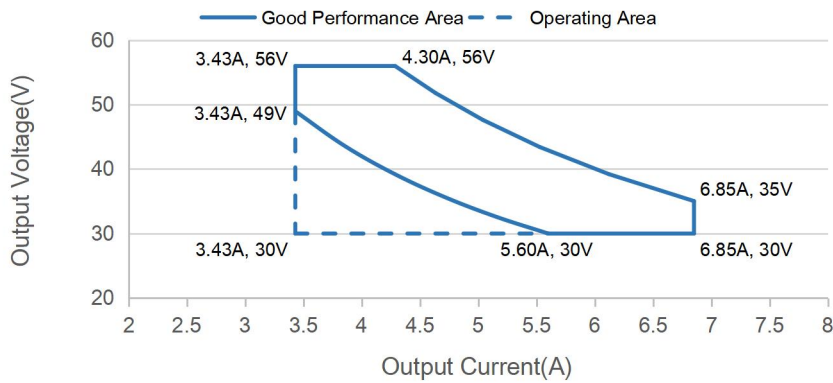
Our products comply with RoHS Directive (EU) 2015/863 amending Annex II to Directive 2011/65/EU.

Inrush Current

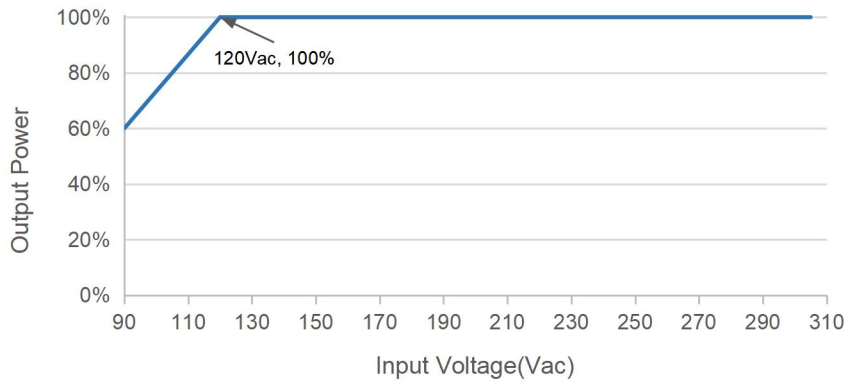


V_{in}	I_{peak}	$T(@10\% \text{ of } I_{peak})$	$T(@50\% \text{ of } I_{peak})$
230Vac	55A	1200 μ s	420 μ s

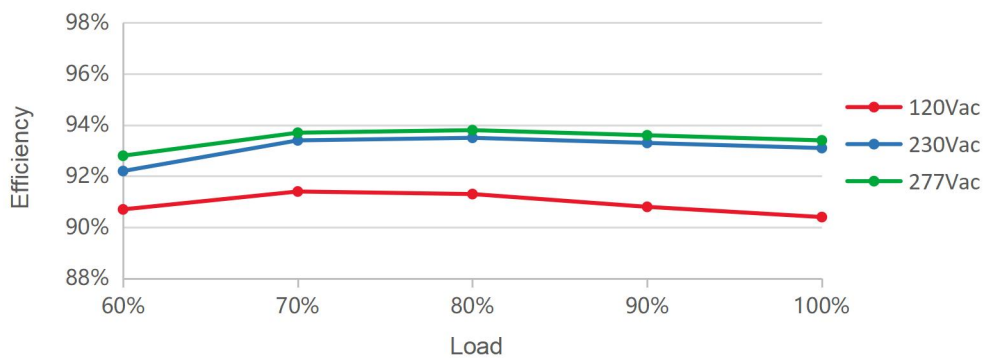
Output Voltage vs. Output Current



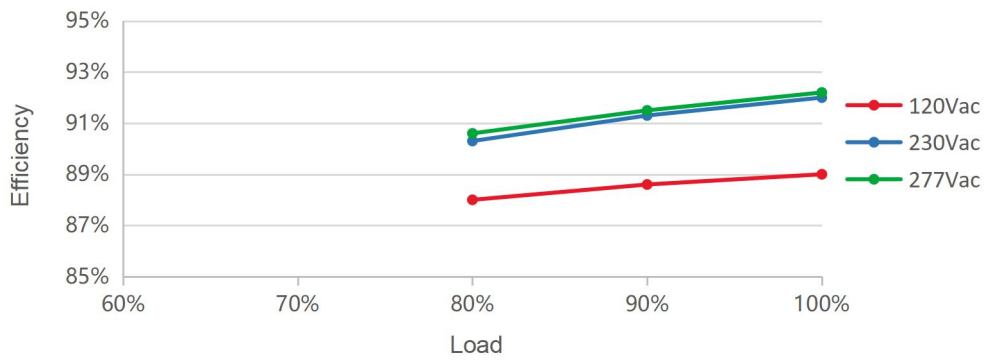
Output Power vs. Input Voltage



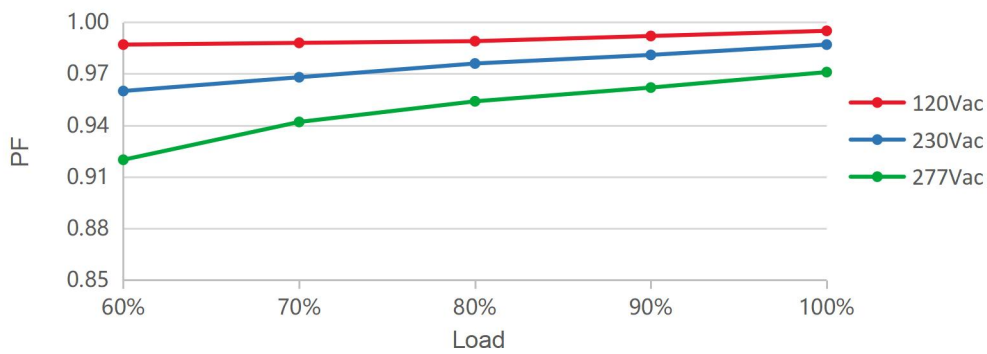
Efficiency vs. Load ($I_o=4.30A$)



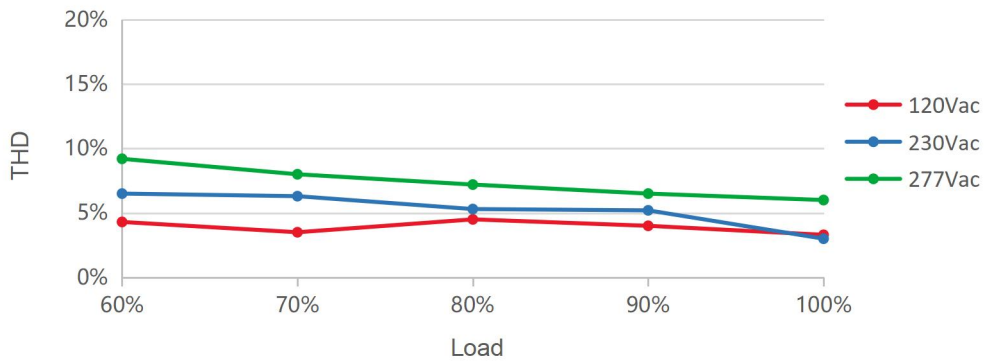
Efficiency vs. Load (Io=6.85A)



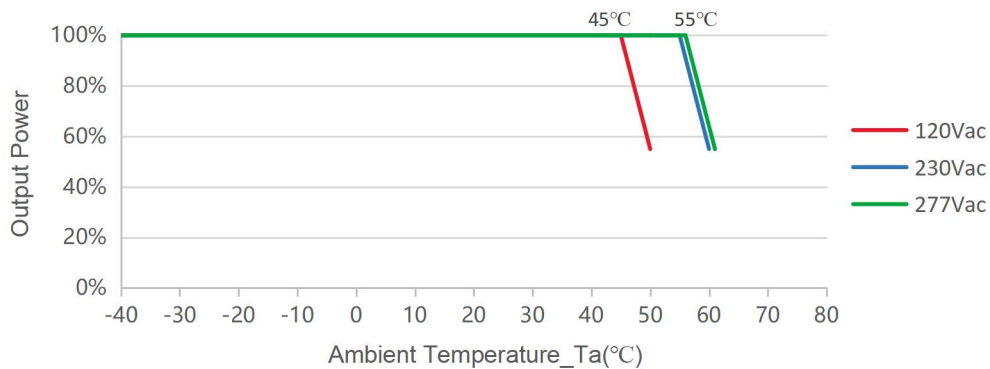
PF vs. Load



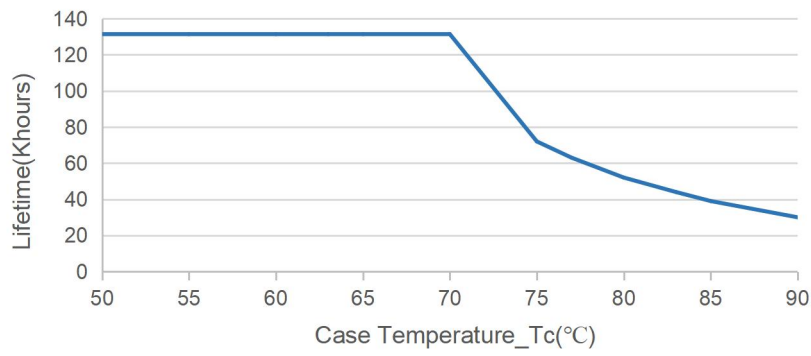
THD vs. Load



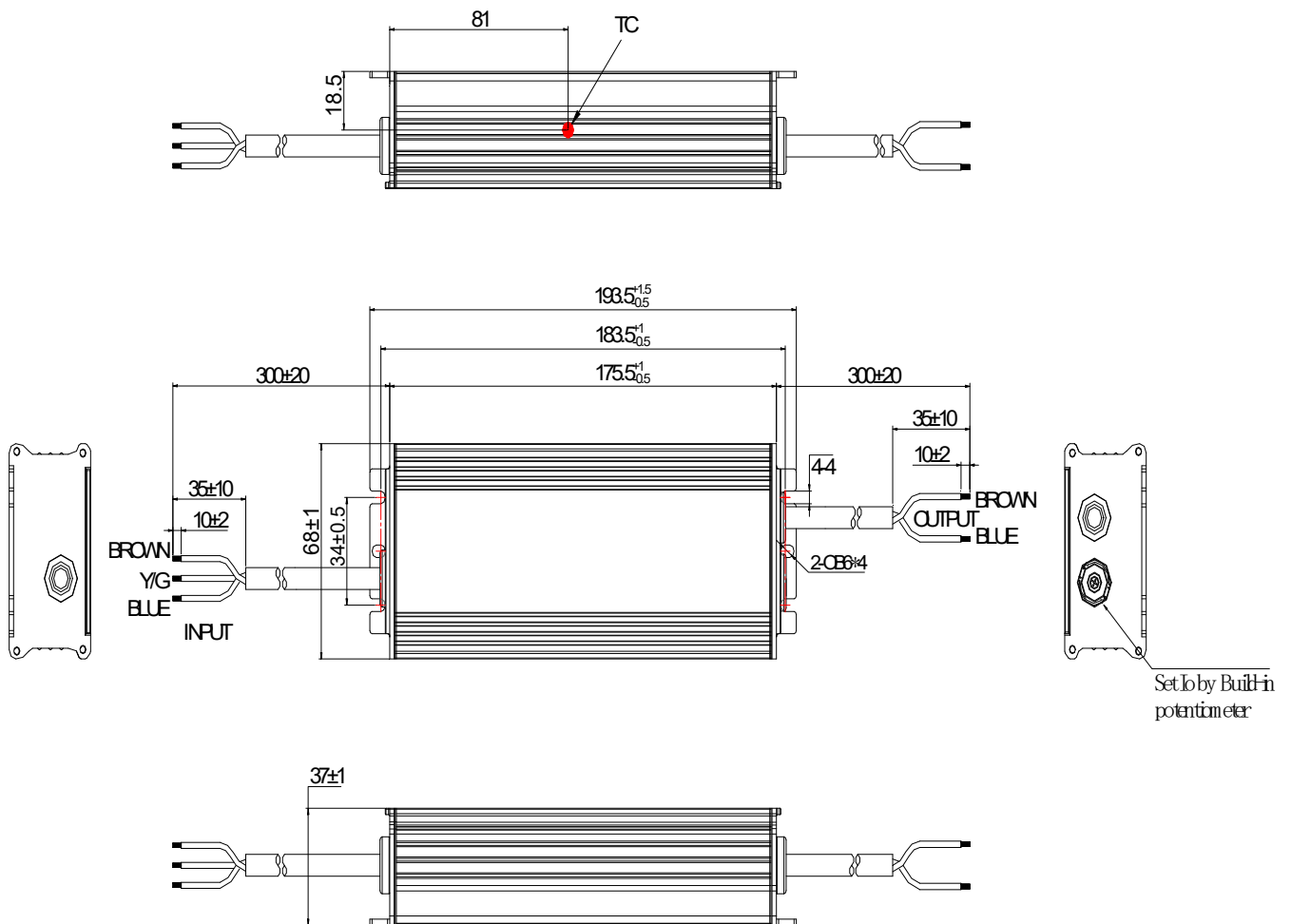
Output Power vs. Ambient Temperature



Lifetime vs. Case Temperature



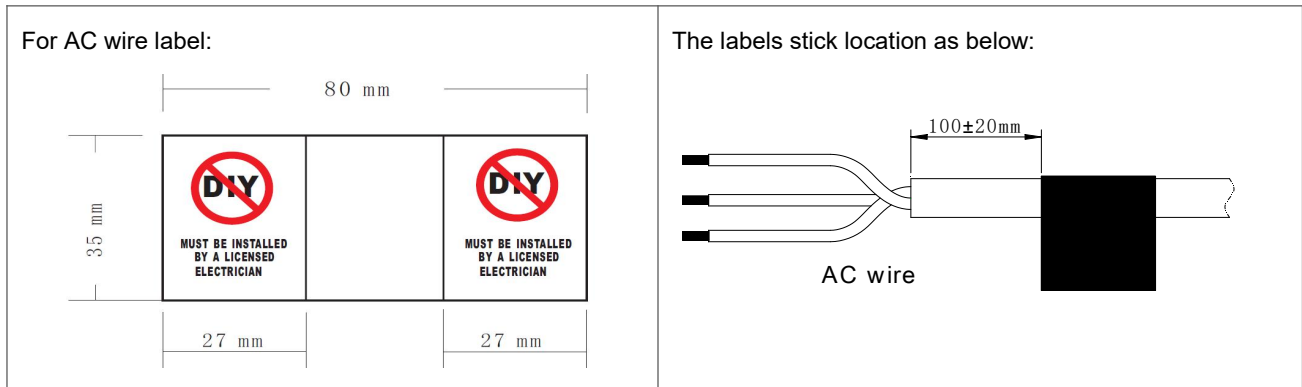
Mechanical Outline



Specification

Input	CCC+VDE+SAA H05RN-F 3*1.0 mm ² L=300±20mm	CCC/CE/SAA
Output	CCC+VDE+SAA H05RN-F 2*1.0 mm ² L=300±20mm	CCC/CE/SAA

AC wire labels



Label

INPUT	MOSO [®] X6E-240V056-G 恒流型, 内置防雷管 LED DRIVER Constant current type LED 控制装置 Integrated SPD	CCC	CE	EAC	SELV	IP67 RoHS	OUTPUT	
L (BROWN 棕)	U _{out} (最大电压): 70V ~	UL	25	110	RoHS		(BROWN 棕) Vo +	
G (Y/G 黄/绿)	INPUT (输入) 100-277V ~ 50/60Hz, 290W Max. 3.3A Max. PF: (P _{out} ≥ 168W) = 0.9C-0.95	中国制造 仅适用LED模块 MADE IN CHINA For LED module only						(BLUE 蓝) Vo -
⊥	OUTPUT (输出) 30-56V ~, 3.4-6.85A Max. 240W	深圳茂硕电子科技有限公司 深圳市南山区西丽松白路1061号 SHENZHEN MOSO ELECTRONICS TECHNOLOGY CO., LTD No. 1061, Songbai Road, Xili Town, Nanshan District, Shenzhen, CHINA						Io ADJ ⊕
N (BLUE 蓝)	t _c : 90°C t _a : 45°C Input: 100-200V ~ t _a : 55°C Input: 200-277V ~							EESS-240104-0

Version

B.3	First release	2024-11-27
C.3	ECL202412051	2024-12-30
D.2	ECL202502022	2025-02-27

Specification for Approval

Product Name : 240W LED Driver

Product Model : X6E-240V056-G

Rev : D.2

Address: XiLiSongbai Road 1061, Nanshan District, Shenzhen City, Guangdong, China

Tel: 0755-27657000

FAX: 0755-27657908

E-mail: info@mosopower.com

Web Site: <http://www.mosopower.com>

Prepared By	Checked By	Approved By

Specification for Approval

Product Name : 240W LED Driver

Product Model : X6E-240V056-G

Rev : D.2

CUSTOMER AUTHORIZED SIGNATURE		
Tested By	Checked By	Approved By
(Company seal)Return one copy to MOSO with approved signature and company seal.		

Address: XiLiSongbai Road 1061, Nanshan District, Shenzhen City, Guangdong, China

Tel: 0755-27657000

FAX: 0755-27657908

E-mail: info@mosopower.com

Web Site: <http://www.mosopower.com>

Prepared By	Checked By	Approved By