

Description

The X6E series is outdoor LED driver that operates in constant current with high PF value and full power input voltage range 176~305Vac model. It also helps clients to improve the management of logistics and stock. The compact metal case and high efficiency enables the driver to operate with high reliability. It provides extreme durability with an IP67 rating and extends product lifetime. Overall protection is provided against lightning surge, output over voltage, short circuit and over temperature to ensure low failure rate.



Product Features

- Universal input voltage: 90~305Vac
- Full power work range: 176~305Vac;
- Isolated constant power design;
- High surge protection: 6KV line-line, 10KV line-earth;
- Protections: SCP / OVP / OTP;
- IP67 design for indoor and outdoor applications;
- Suitable for dry / damp / wet locations;
- 5 years warranty;

Application

Road and street lighting,
Tunnel lighting
Area and flood lighting
High-bay lighting

Models

Model Number	Input Voltage Range (Vac)	MAX Output Power (W)	Output Voltage Range (Vdc)	Full Power Output Current Range (A)	Default Current(A)	Eff. (Typ.)	PF(Typ.)	THD(Typ.)
X6E-100V100	100~277	100	56-100	1.0~1.5	1.5	90%	0.97	10%

NOTES:

- [1]. V means non-dimmable, adjustable output current with potentiometer.
[2]. All specifications are measured at 25°C ambient temperature, input voltage 230Vac, and the typical value tested at full load, if no specific note.

Input Specifications

Parameter	Min	Typ.	Max	Notes
Input Voltage Range	90Vac	220~240Vac	305Vac	
Full Power Work Range	176Vac	220~240Vac	277Vac	Refer to Output Power vs. Input Voltage curve.
Input Frequency AC	47Hz	50/60Hz	63Hz	
Max Input Current	-	-	0.9A	176Vac & 100% load
Max Input Power	-	-	120W	176Vac & 100% load
Leakage Current	-	-	0.70mA	IEC 60598-1; 240Vac/60Hz.
Inrush Current	-	-	75A	240Vac, 100% load.
Power Factor (PF)	0.93	0.95	-	220-240Vac, 50-60Hz, 70%-100% load.
Total Harmonic Distortion (THD)	-	10%	15%	220-240Vac, 50-60Hz, 70%-100% load.
MCB(B16)	-	9	-	230Vac; 100%load.

Output Specifications

Parameter	Min	Typ.	Max	Notes
Output Voltage Range	56Vdc	-	100Vdc	The full power cannot be lower than 67Vdc.
Open Circuit Voltage	-	-	150Vdc	
Output Current Range	0.90A	-	1.50A	Adjustable output current with potentiometer, full power performance range 1.00A-1.50A
Current Accuracy	-5% _{I_{set}}	-	+5% _{I_{set}}	I _{set} is set to the full power range.
Total Output Current Ripple (pk-av)	-	5%	8%	20MHz BW full load & LED load the LED load ripple is slightly different for different leds.
Startup Overshoot Current	-	-	10%	220-240Vac full load condition, LED load.
Line Regulation	-3%	-	+3%	25°C±10°C ambient temperature, input changes from 200Vac to 264Vac.
Load Regulation	-3%	-	+3%	Load varies from 70% to 100% with 230Vac Input at 25°C ±10°C ambient temperature.
Turn-on Delay Time	-	-	1.0s	240Vac, 100% load.

General Specifications

Parameter	Min	Typ.	Max	Notes
Efficiency@230Vac Io=1.5A Io=1.0A	87% 87%	90% 90%	-	100% load, 25°C ambient temperature
Mean Time Between Failure	-	200Khours	-	25°C±10°C ambient temperature, 230Vac, 80% load condition (MIL-HDBK-217/SR-332)
Lifetime	-	50Khours	-	230Vac&100% load, Tc 75°C, reference lifetime vs. case temperature curve
Operating Temperature Ta	-40°C	-	+55°C	Output Power vs. Ambient Temperature curve
Operating Tc for Safety Tc_s	-40°C	-	+90°C	
Operating Tc for Warranty Tc_w	-40°C	-	+75°C	5-year warranty shell temperature, humidity:10% to 95% RH
Storage Temperature Ta	-40°C	-	+85°C	Humidity:5% to 100% RH
Altitude	-60m	-	4000m	
Input Under voltage Protection	65Vac	75Vac	85Vac	Turn off the output or hiccup when the input voltage falls below protection voltage.
Over Temperature Protection Tc	-	90°C	-	Decreases output current, returning to normal after over temperature is removed.
Short Circuit Protection	-	-	-	Constant current mode. The output shall return to normal when the fault condition is removed.
Dimensions (L*W*H)	133*68*37mm			
Net Weight	570±50g/PCS			
Package(L*W*H)	488*298*200mm; 15PCS/Ctn, Gross Weight: 10.5Kg			

Safety Specification

Parameter	Min	Typ.	Max	Notes
Dielectric Strength (Input-Output)	-	3750Vac	-	60s, Current not exceeding 5mA.
Dielectric Strength (Input-Ground)	-	1554Vac	-	60s, Current not exceeding 5mA.
Dielectric Strength (Output-Ground)	-	1300Vac	-	60s, Current not exceeding 5mA.
Grounding Resistance	-	-	0.1Ω	25°C ±10°C Ambient Temperature, pass 25A Current, 60s.
Insulation Resistance	10MΩ	-	-	Input-Output, Input-PE, Output-PE, 500Vdc/60s/25°C.

Safety Compliance

Safety Category	Standards	Approved	Notes
CCC	GB/T 19510.213 GB/T 19510.1	√	
CE	EN61347-1, EN61347-2-13, EN62493	√	
ENEC	EN61347-1, EN61347-2-13, EN62384	√	
CB	IEC61347-1, IEC61347-2-13	√	
BIS	IS 15885(PART 2/SEC 13)		
UL	UL 8750		
CUL	CSA C22.2 No.250.13		
KC	K61347-1, K61347-2-13		
PSE	J61347-1, J61347-2-13		
SAA	AS 61347.2.13, AS/NZS 61347.1	√	
EAC	ГОСТ Р МЭК 61347-1 ГОСТ IEC 61347-2-13	√	

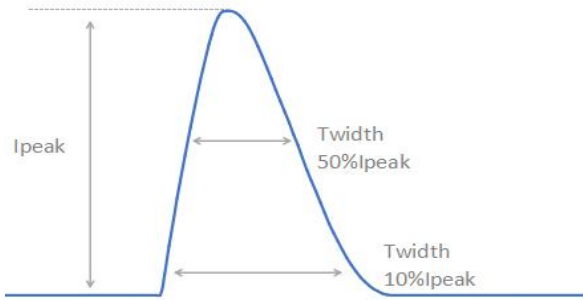
EMC Compliance

EMC Category	Standards	Approved	Notes
CCC	GB/T 17743, GB 17625.1	√	
CE	EN 55015	√	
CE	EN 61000-3-2, EN 61000-3-3	√	
CE	EN61000-4-2,3,4,5,6,11	√	
CE	EN 61547	√	
KC	K61547		
KC	K00015		
PSE	J55015		
FCC	FCC part 15		
Surge Shock Immunity	ANSI/C82.77-5-2017		
Ringing Wave			
EAC	ГОСТ IEC 62493, СТБ EH 55015 ГОСТ IEC 61547	√	
EAC	ГОСТ 30804.3.2 (IEC 61000-3-2) ГОСТ 30804.3.3 (IEC 61000-3-3)	√	

RoHS

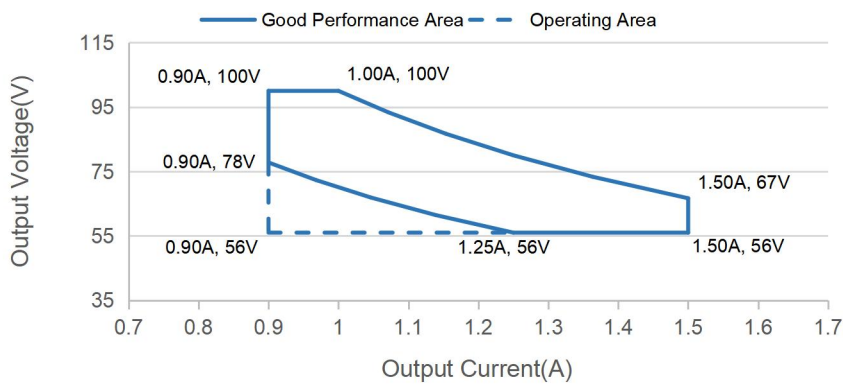
Our products comply with reference to RoHS Directive (EU) 2015/863 amending Annex II to Directive 2011/65/EU.

Inrush Current

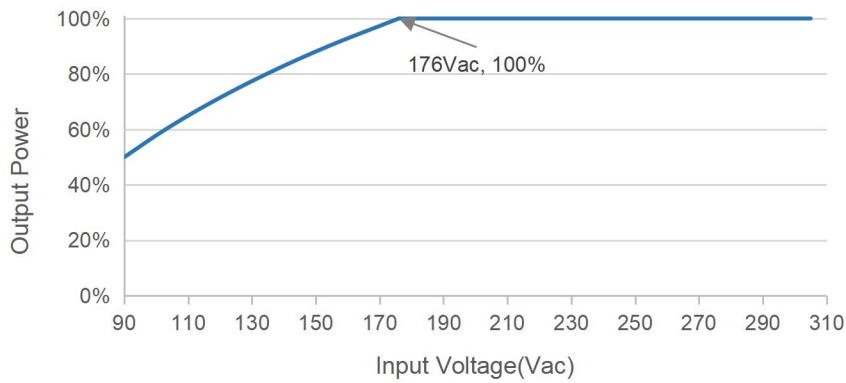


V_{in}	I_{peak}	$T(@10\% \text{ of } I_{peak})$	$T(@50\% \text{ of } I_{peak})$
230Vac	48.6A	420 μ s	230 μ s

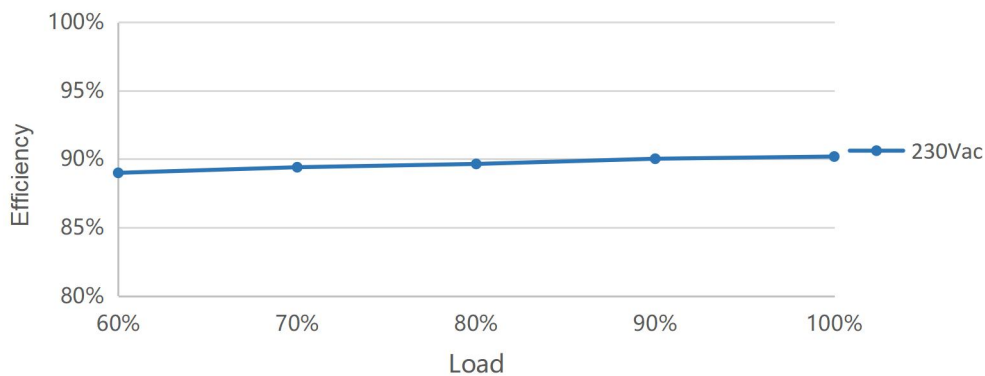
Output Voltage vs. Output Current



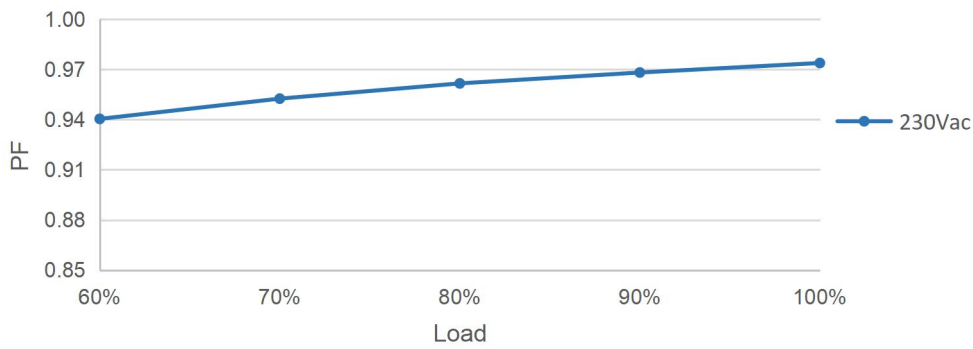
Output Power vs. Input Voltage



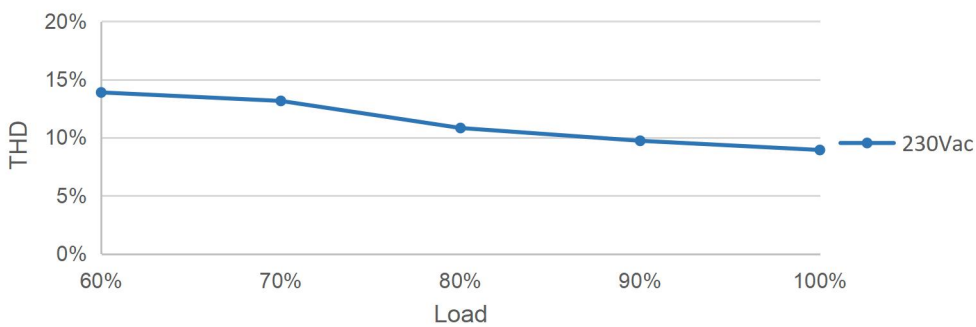
Efficiency vs. Load



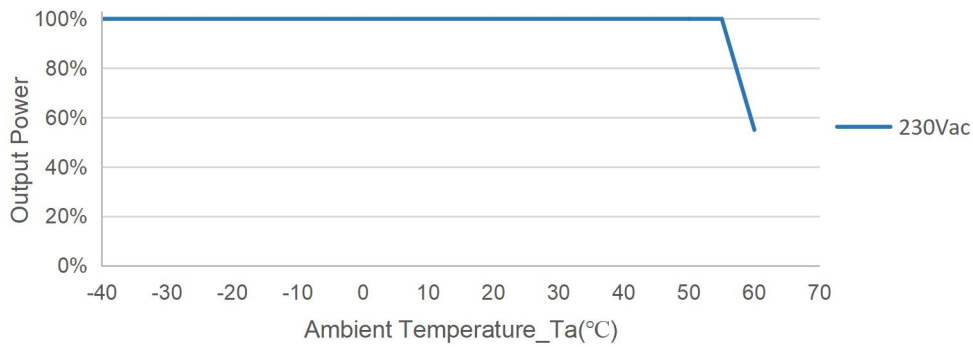
PF vs. Load



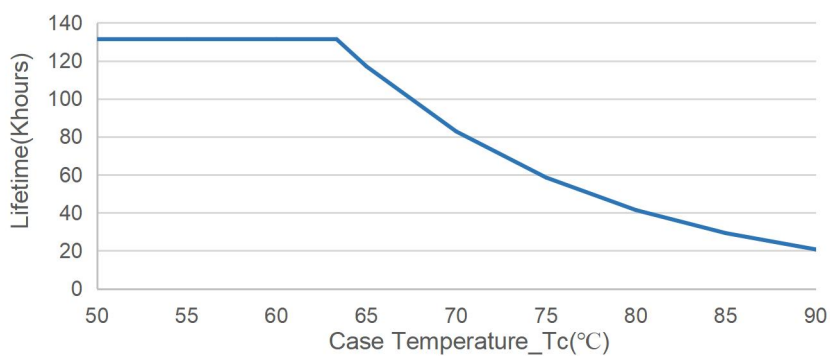
THD vs. Load



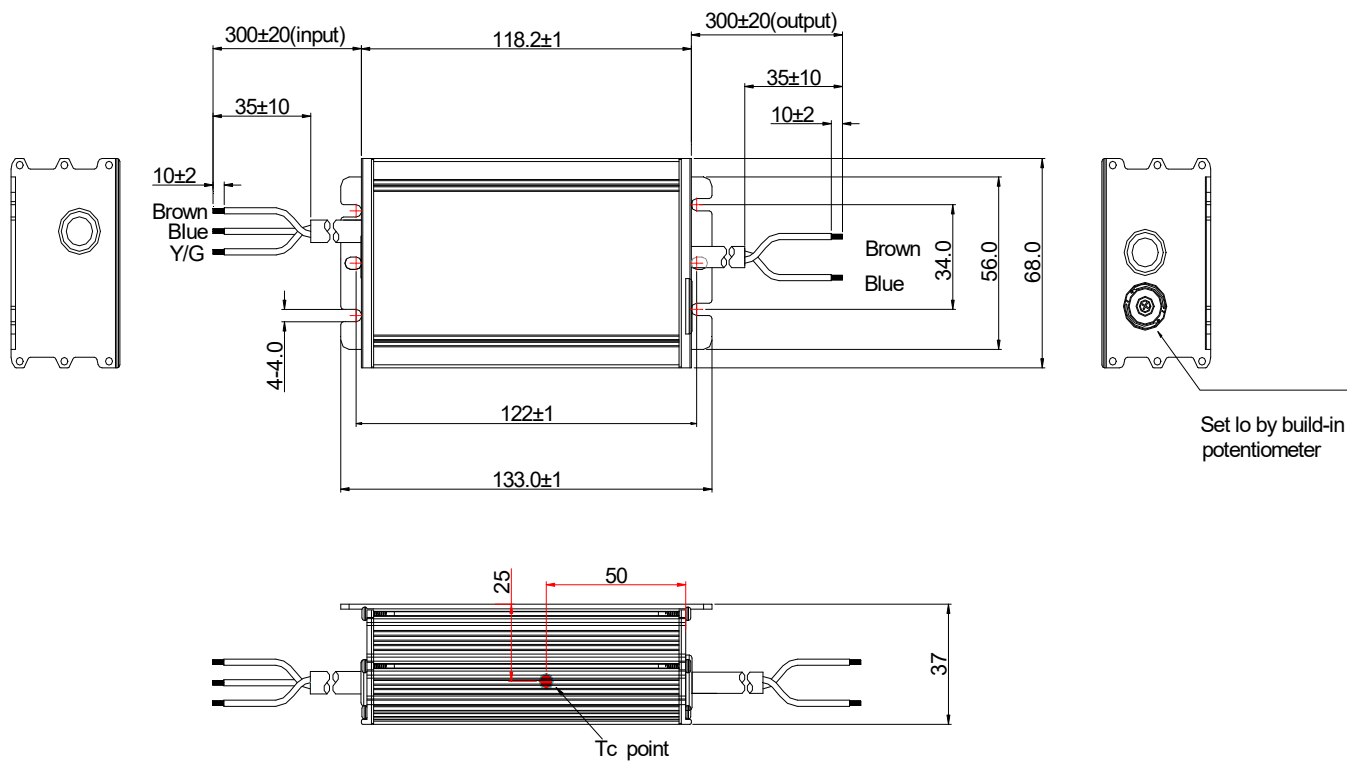
Output Power vs. Ambient Temperature



Lifetime vs. Case Temperature



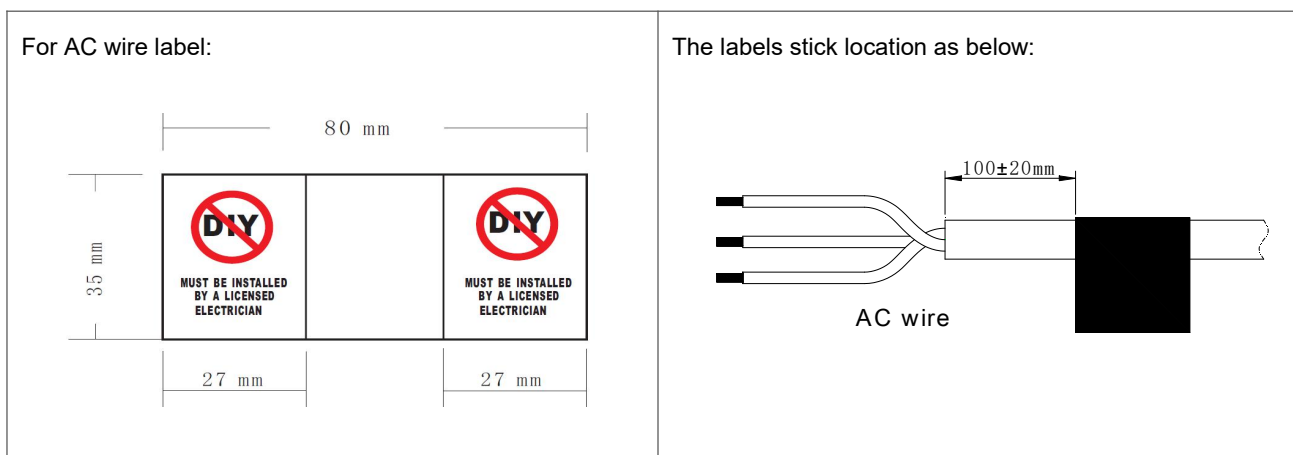
Mechanical Outline



Specification

Input	CCC+VDE H05RN-F 3*1.0 mm ² L=300±20mm	CCC/CE
Output	CCC+VDE H05RN-F 2*1.0 mm ² L=300±20mm	CCC/CE

AC wire labels



Label

X6E-100V100 LED DRIVER Constant current type LED 控制装置 恒流型, 内置防雷管 Integrated SPD		 	OUTPUT (BROWN 棕) $V_o +$ (BLUE 蓝) $V_o -$ I _o ADJ \oplus EESS-230770-0					
INPUT U _{out} (最大电压):150V \approx	<table border="1" style="width: 100%; border-collapse: collapse;"> <tr> <td style="width: 30%;">INPUT (输入)</td> <td>100-277V \sim 50/60Hz, 120W Max. 0.9A Max. PF: (P_{out}≥50W)= 0.85C-0.95</td> </tr> <tr> <td>OUTPUT (输出)</td> <td>56-100V \approx 100W Max. 0.90-1.50A (Input: 176-277V \sim) 60W Max. 0.90-1.00A (Input: 100-176V \sim)</td> </tr> <tr> <td>t_a:55°C</td> <td>t_c:90°C</td> </tr> </table>	INPUT (输入)	100-277V \sim 50/60Hz, 120W Max. 0.9A Max. PF: (P _{out} ≥50W)= 0.85C-0.95	OUTPUT (输出)	56-100V \approx 100W Max. 0.90-1.50A (Input: 176-277V \sim) 60W Max. 0.90-1.00A (Input: 100-176V \sim)	t _a :55°C	t _c :90°C	(BROWN 棕) $V_o +$ (BLUE 蓝) $V_o -$ I _o ADJ \oplus EESS-230770-0
INPUT (输入)	100-277V \sim 50/60Hz, 120W Max. 0.9A Max. PF: (P _{out} ≥50W)= 0.85C-0.95							
OUTPUT (输出)	56-100V \approx 100W Max. 0.90-1.50A (Input: 176-277V \sim) 60W Max. 0.90-1.00A (Input: 100-176V \sim)							
t _a :55°C	t _c :90°C							
L (BROWN 棕) G (Y/G 黄/绿) N (BLUE 蓝)	 IP67 	(BROWN 棕) $V_o +$ (BLUE 蓝) $V_o -$ I _o ADJ \oplus EESS-230770-0						
中国制造 仅适用LED模块 MADE IN CHINA For LED module only		深圳茂硕电子科技有限公司 SHENZHEN MOSO ELECTRONICS TECHNOLOGY CO., LTD No.1061, Songbai Road, Xili Town, Nanshan District, Shenzhen, CHINA						

Version

A.2	First release	2023-10-16
B.2	ECL202503028	2025-3-24

Specification for Approval

Product Name: 100W LED Driver

Product Model: X6E-100V100

Rev: B.2

Address: XiLi Songbai Road 1061, Nanshan District, Shenzhen City, Guangdong, China

Tel: 0755-27657000

FAX: 755-27657908

E-mail: info@mosopower.com

Web Site: http://www.mosopower.com

Prepared By	Checked By	Approved By

Specification for Approval

Product Name: 100W LED Driver

Product Model: X6E-100V100

Rev: B.2

CUSTOMER AUTHORIZED SIGNATURE		
Tested By	Checked By	Approved By
(Company seal)Return one copy to MOSO with approved signature and company seal.		

Address:XiLi Songbai Road 1061, Nanshan District, Shenzhen City, Guangdong, China

Tel: 0755-27657000

FAX: 755-27657908

E-mail:info@mosopower.com

Web Site:http://www.mosopower.com

Prepared By	Checked By	Approved By