

Specification for Approval

Product Name: 400W Constant Voltage LED Driver
Product Model: V6E-400B048
Rev. A.2
Sample Date:

CUSTOMER AUTHORIZED SIGNATURE		
Tested By	Checked By	Approved By
(Company seal)Return one copy to MOSO with approved signature and company seal.		

XiLi Songbai Road 1061, Nanshan
Address: District, Shenzhen City, Guangdong Province, P.R.China Post Code: 518108
TEL: 0755-27657000 FAX: 0755-27657908
E-mail: info@mosopower.com Web site: <http://www.mosopower.com>

Prepared By	Checked By	Approved By



Product Features:

- ◆ Input voltage: 176~264Vac;
- ◆ Constant voltage output;
- ◆ High power factor >0.98(230Vac& full load);
- ◆ THD<10%;
- ◆ Protection: Input UVP, output SCP,OVP,OTP,OCP;
- ◆ Surge immunity: DM6KV,CM10KV;
- ◆ IP67, glue potted, suitable for dry / wet / damp locations;
- ◆ 5 years warranty.

Application

- ◆ Suitable for landscape lighting.

DESCRIPTION

The V6E-400W series is a 400W constant-voltage, the LED driver that operates from 176~264Vac input with excellent power factor and low THD. It is designed for landscape lighting. The high efficiency of the driver and compact metal case enables them to run cooler, significantly improving reliability and extending product life. To ensure trouble-free operation, protection is provided against input surge, under voltage, output over current, over voltage, short circuit, and over temperature.

MODELS

Model Number	Max Output Power(W)	Output Voltage (Vdc)	Output Current Range (A)	Typical Efficiency	Typical PF	Typical THD
V6E-400B048	400	48	0~8.40	94%	0.98	5%

Notes:

1. All performance parameters are measured at 25°C ambient temperature, 230Vac input, full load conditions, except for those specified;
2. The drivers are not allowed to work in over-load condition, otherwise warranty will expire.

INPUT SPECIFICATIONS

Parameter	Min.	Typ.	Max.	Notes
Input Voltage	176Vac	200-240Vac	264Vac	
Input Frequency	47Hz	50/60	63Hz	
Leakage Current	-	-	0.70mA	240Vac/60Hz
Input AC Current	-	-	2.4A	200-240Vac & full load
Inrush Current	-	-	5.5A ² /S	Cold start, 10%Ipeak, 230Vac & full load
Power Factor	0.96	0.98	-	220-240Vac, 50-60Hz, 100% load
	0.95	0.97		220-240Vac, 50-60Hz, 75% load
	0.93	0.95		220-240Vac, 50-60Hz, 50% load
THD	-	5%	12%	220-240Vac, 50-60Hz, 80%~100% load
		12%	18%	220-240Vac, 50-60Hz, 50%~80% load
Max. No. of PSUs on CIRCUIT BREAKER	C16		2	230Vac

OUTPUT SPECIFICATIONS

Parameter	Min.	Typ.	Max.	Notes
Output Voltage Tolerance	-3%	-	+3%	Full load
Total Output Voltage Ripple(pk-pk)	-2%	-	+2%	Full load, Measured by 20MHz bandwidth oscilloscope and the output paralleled a 0.1uF ceramic capacitor and a 47uF electrolytic capacitor.
Output overshoot	-	-	+5%	200-240Vac & full load
Line Regulation	-0.5%	-	+0.5%	25°C±10°C ambient temperature, input voltage changes from 200Vac to 240Vac.
Load Regulation	-2%	-	+2%	25°C±10°C ambient temperature, 230Vac input, load changes from 50% to 100%.
Turn-on Delay Time	-	-	0.5S	230Vac, 100% load

GENERAL SPECIFICATIONS

Parameter		Min.	Typ.	Max.	Notes
Efficiency@230Vac		92%	94%	-	40%~100% load, 25°C Ambient Temperature
Dielectric Strength	Input-Output	-	3750Vac		5mA/60S
	Input-PE	-	1875Vac		
	Output- PE	-	500Vac		
Grounding Resistance		-	-	0.1Ω	25°C ± 10°C Ambient Temperature, pass 25A Current, 60s.
Insulation Resistance		10MΩ	-	-	Input-Output, Input-PE, Output-PE, 500Vdc/60S/ 25°C/70%RH
MTBF		-	200Khrs	-	25°C ± 10°C ambient temperature, 230Vac, 80% load (MIL-HDBK-217F/SR332)
Lifetime		-	50KHours	-	230Vac & 100% load, 75°C case temperature, refer to lifetime VS Tc curve for details
Ambient Temperature		-40°C		+50°C	220~240Vac
Ambient Temperature		-40°C		+45°C	176Vac
Operating Case Temperature for Safety Tc_s		-40°C	-	+90°C	
Operating Case Temperature for Warranty Tc_w		-40°C	-	+75°C	5 years warranty case temperature Humidity: 10% to 100% RH
Storage Temperature		-40°C	-	+90°C	Humidity: 10% to 100% RH
Dimensions (L*W*H)mm		239.5*96.9*41.8			
Net Weight		1850±100g/PCS			
Package		L448mm*W308mm*H130mm; 6PCS/Ctn.; Gross Weight:13kg			

SAFTY STANDARDS

Safety Category	Country / Territory	Standards	Approved
CCC	China	GB19510.1, GB19510.14	√
CE	Europe	EN61347-1, EN61347-2-13	√
		EN62493	√
		EN62384	√
ENEC			
CB	CB Countries	IEC61347-1, IEC61347-2-13	
BIS	India	IS 15885(PART 2/SEC 13)	
UL	USA	UL 8750	
CUL	Canada	CSA C22.2 No.250.13	
KC	South Korea	K61347-1, K61347-2-13	
PSE	Japan	J61347-1, J61347-2-13	
SAA	Australia	AS/NZS IEC 61347.2.13	
		AS/NZS 61347.1	

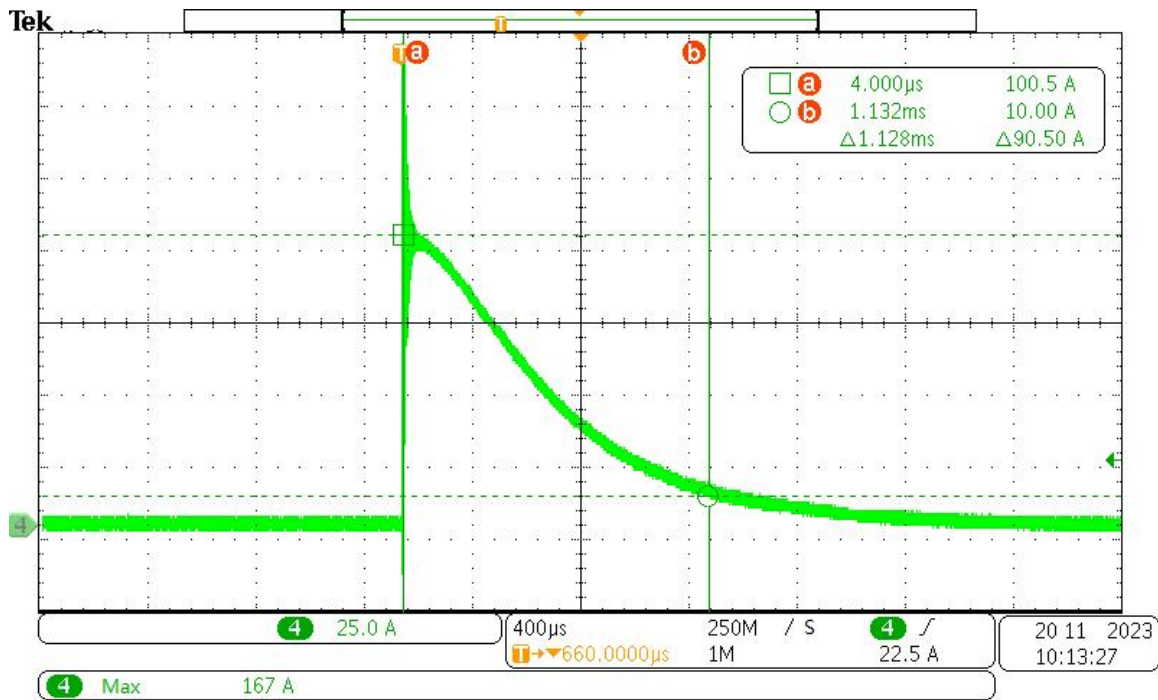
EMC COMPLIANCE

EMC Category	Country / Territory	Standards	Approved
CCC	China	GB/T 17743, GB 17625.1	√
CE	Europe	EN 55015	√
		EN 61000-3-2, EN 61000-3-3	√
		EN61000-4-2,3,4,5,6,11	√
		EN 61547	√
KC	South Korea	K61547	
		K00015	
PSE	Japan	J55015	
FCC	USA	FCC part 15	

NOTE:

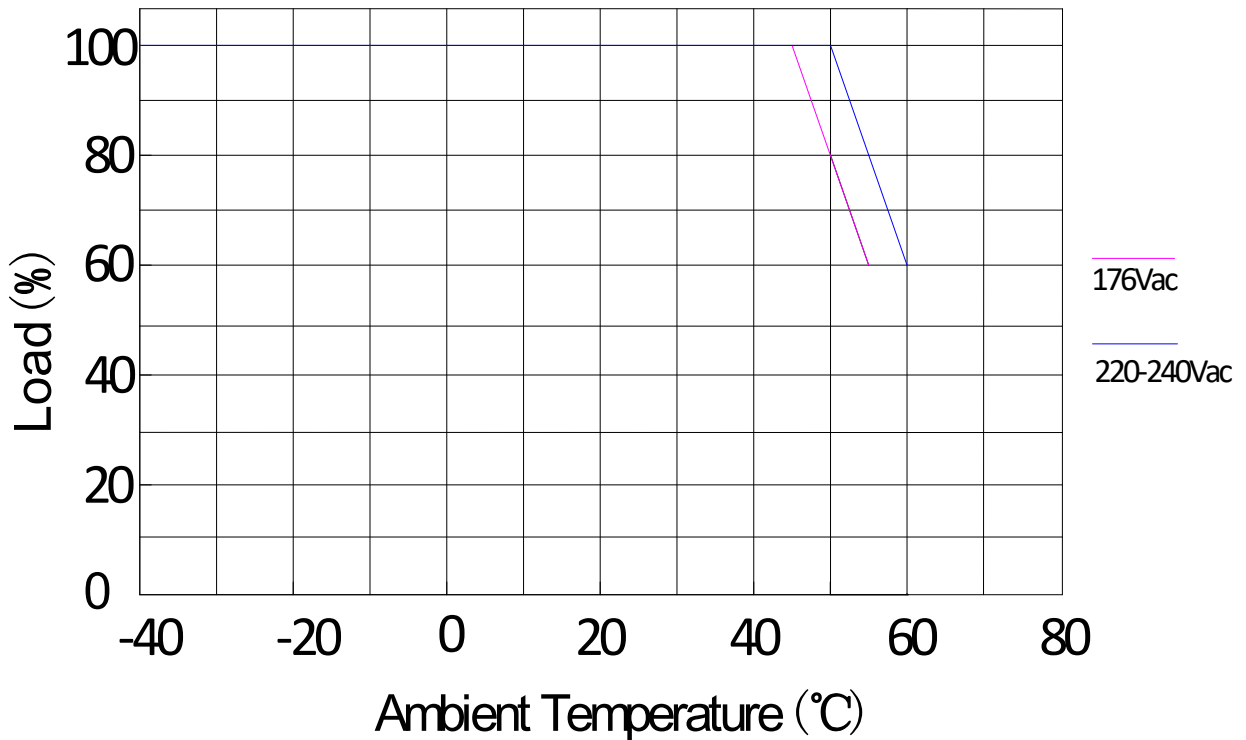
This LED driver meets the EMI specifications above, but as a component of a luminaire, end customer need to identify the EMI performance of a luminaire including LED driver, other devices connected to the driver and on the luminaire itself.

INRUSH CURRENT WAVEFORM

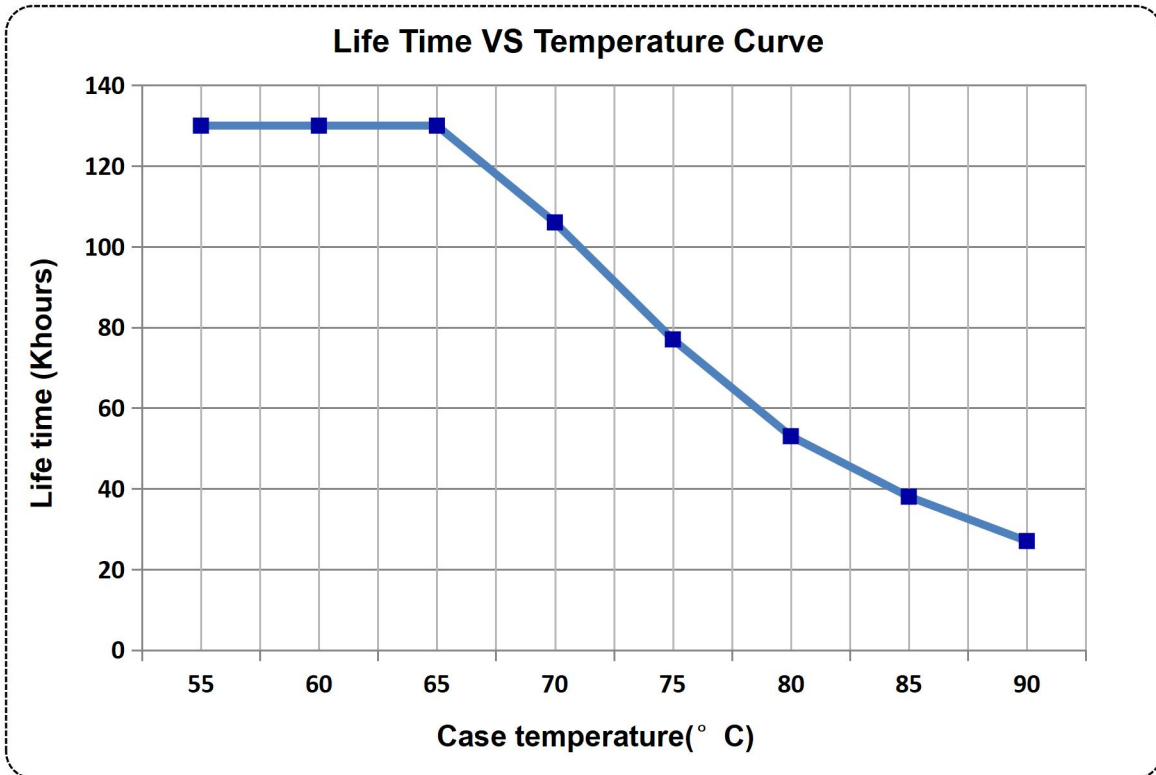


DERATING CURVE

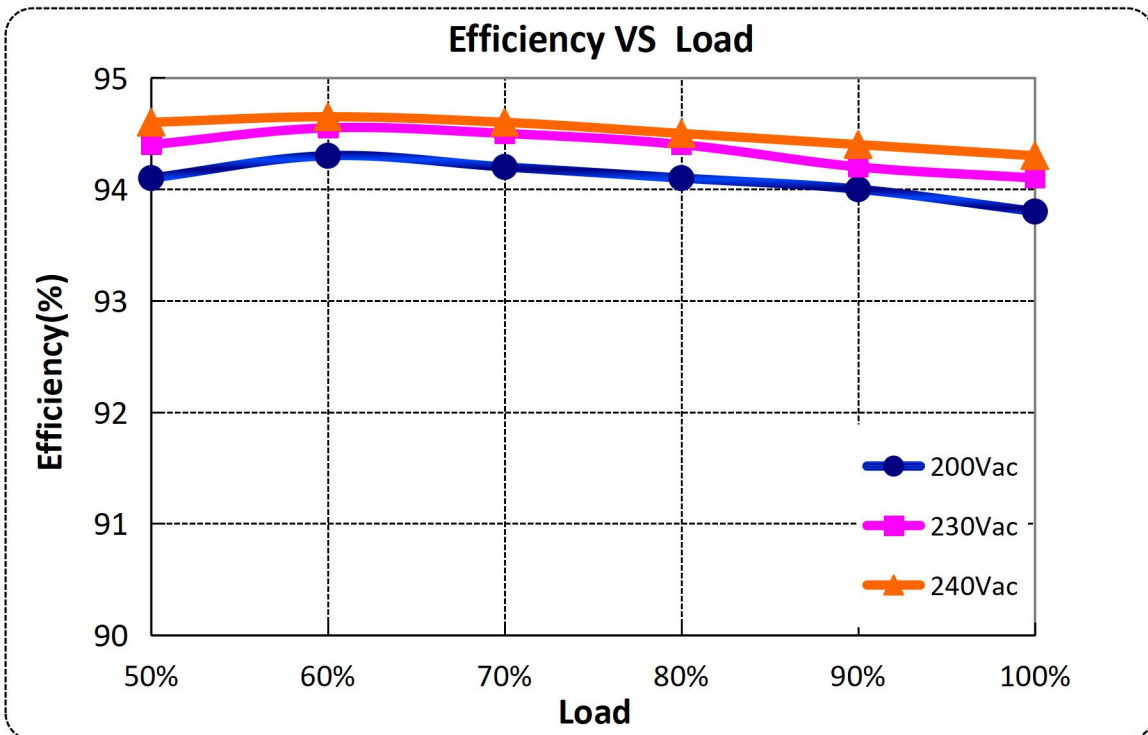
Derating Curve



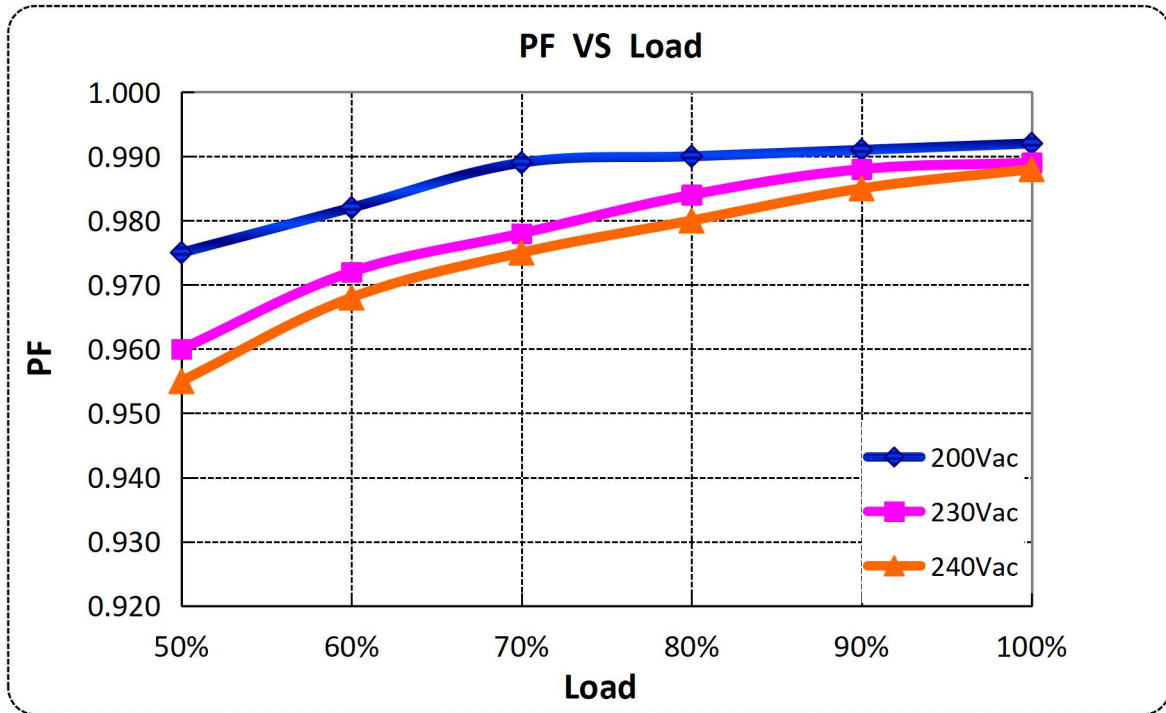
LIFETIME VS CASE TEMPERATURE



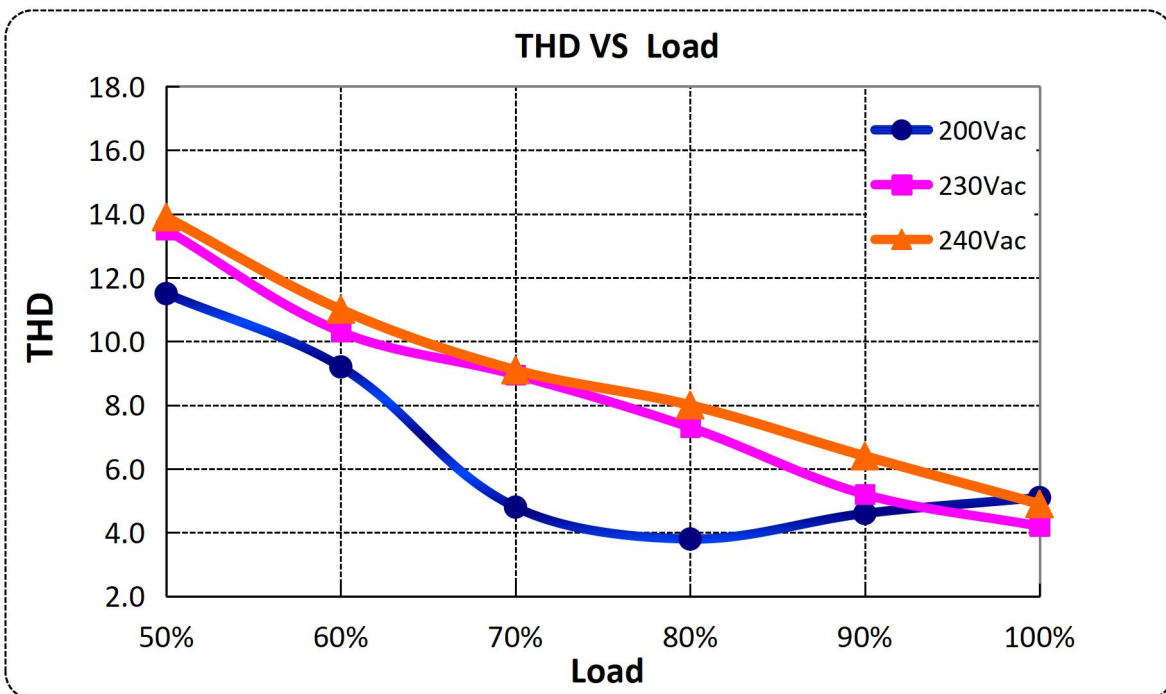
EFFICIENCY VS LOAD



POWER FACTOR VS LOAD



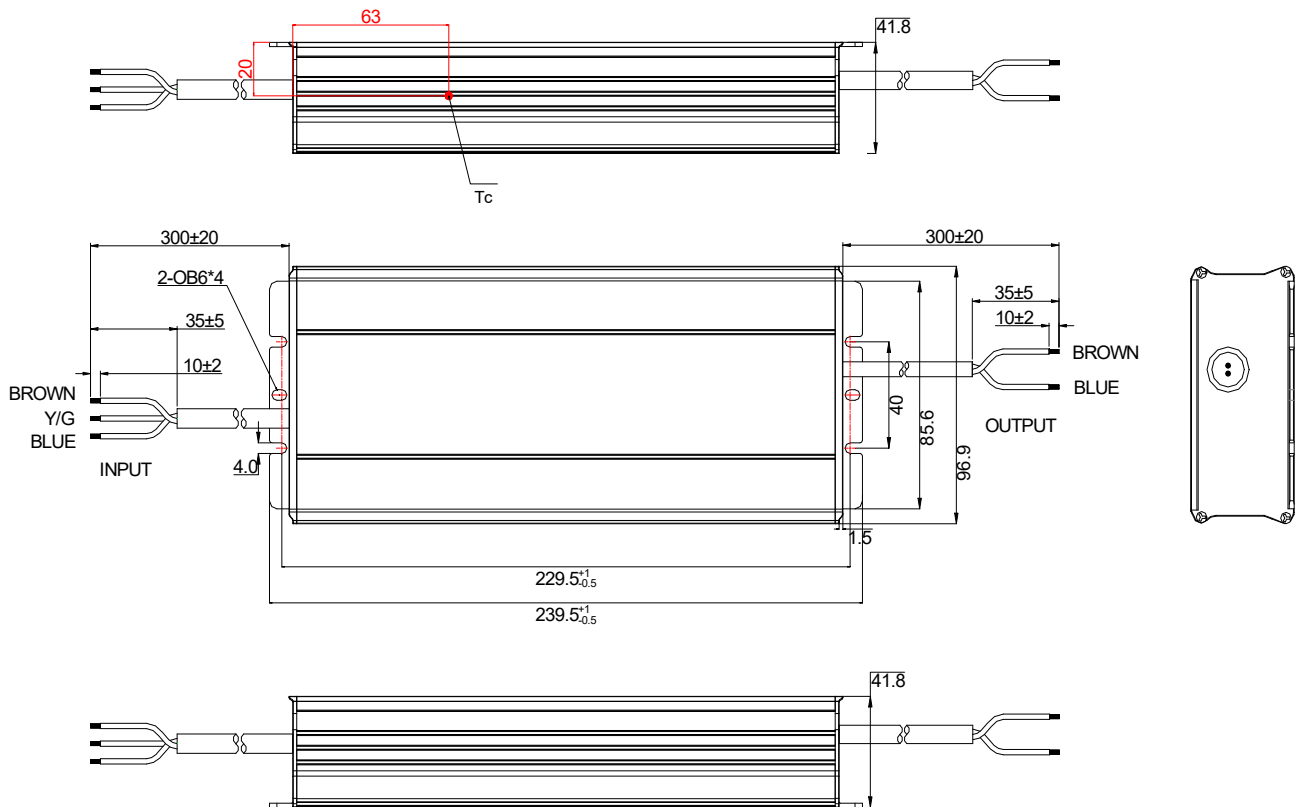
TOTAL HARMONIC DISTORTION



PROTECTIONS

Parameter	Min.	Typ.	Max.	Notes
Input under voltage protection	156Vac/50Hz	-	176Vac/50Hz	Turn off the output when the input voltage falls below protection voltage.
Over temperature protection	Output drop current. Returning to normal after over temperature is removed.			
Short circuit protection	Hiccup mode. The output shall return to normal when the fault condition is removed.			
Over current protection	When the load is 1.2-2.2 times as high as the rated load, the driver will be in hiccup state. The output shall return to normal when the fault condition is removed.			
Over voltage protection	Turn off the output voltage, when the fault is removed, restart and resume.			

MECHANICAL OUTLINE



Wire	Specification	Note
Input	CCC+VDE 3*1.0mm ² L=300±20mm	CCC/CE
Output	CCC+VDE 2*1.5mm ² L=300±20mm	CCC/CE

LABEL

44.50 mm

215.00 mm

<p>INPUT</p> <p>L (BROWN 棕)</p> <p>G (Y/G 黄/绿)</p> <p>N (BLUE 蓝)</p>	<p>MOSO[®] V6E-400B048 LED DRIVER <small>Constant voltage type Integrated SPD</small> LED 控制装置 恒压型 内置防雷管</p> <table border="1" style="width: 100%; border-collapse: collapse;"> <tr> <td style="width: 15%;">INPUT (输入)</td> <td>200-240V ~ 50/60Hz, 440W Max. 2.4A Max. PF:0.98</td> </tr> <tr> <td>OUTPUT (输出)</td> <td>Output current: 8.4A Max. Urated 48V ~~, Prated: 400W Max.</td> </tr> <tr> <td>tc: 90°C</td> <td>ta:50°C Input: 200-240V~</td> </tr> </table> <p style="font-size: small;">中国制造 仅适用LED模块 MADE IN CHINA For LED module only</p>	INPUT (输入)	200-240V ~ 50/60Hz, 440W Max. 2.4A Max. PF:0.98	OUTPUT (输出)	Output current: 8.4A Max. Urated 48V ~~, Prated: 400W Max.	tc: 90°C	ta:50°C Input: 200-240V~	<p>CCC CE SELV</p> <p>IP67 RoHS</p> <p style="font-size: x-small;">深圳茂硕电子科技有限公司/深圳市南山区西丽松白路1061号 SHENZHEN MOSO ELECTRONICS TECHNOLOGY CO., LTD No.1061, Songbai Road, Xili Town, Nanshan District, Shenzhen, CHINA</p>	<p>OUTPUT</p> <p>(BROWN 棕) Vo +</p> <p>(BLUE 蓝) Vo -</p>
INPUT (输入)	200-240V ~ 50/60Hz, 440W Max. 2.4A Max. PF:0.98								
OUTPUT (输出)	Output current: 8.4A Max. Urated 48V ~~, Prated: 400W Max.								
tc: 90°C	ta:50°C Input: 200-240V~								

ROHS

Our products comply with reference to RoHS Directive (EU) 2015/863 amending 2011/65/EU.

Page 9 of 9

www.mosopower.com

Tel:+86-755-27657000

Email:info@mosopower.com

Form No.: FP-10-017RevA/1.0