

Specification for Approval

Product Name : 200W Constant Voltage LED Driver
Product Model: V6E-200B048
Rev. C.2
Sample Date: -

CUSTOMER AUTHORIZED SIGNATURE		
Tested By	Checked By	Approved By
(Company seal)Return one copy to MOSO with approved signature and company seal.		

Prepared By	Checked By	Approved By

Product Features:

- ◆ Input voltage: 176~264Vac;
- ◆ Constant voltage output;
- ◆ High power factor >0.97(230Vac& full load);
- ◆ THD<10%;
- ◆ Surge immunity: DM 6KV, CM 10KV;
- ◆ Protection: Input UVP, Output SCP, OVP, OTP, OCP;
- ◆ IP67, glue potted, suitable for dry / wet / damp locations;
- ◆ 5 years warranty.



Application

- ◆ Suitable for landscape lighting.

DESCRIPTION

The V6E-200 series is a 200W constant-voltage, the LED driver that operates from 176~264Vac input with excellent power factor and low THD. It is designed for landscape lighting. The high efficiency of the driver and compact metal case enables them to run cooler, significantly improving reliability and extending product life. To ensure trouble-free operation, protection is provided against input surge, under voltage, output over current, over voltage, short circuit, and over temperature.

MODELS

Model Number	Max Output Power(W)	Output Voltage (Vdc)	Output Current Range (A)	Typical Efficiency	Typical PF	Typical THD
V6E-200B048	200	48	0~4.17	93%	0.97	10%

Notes:

1.All performance parameters are measured at 25°C ambient temperature, 230Vac input, full load conditions, except for those specified

INPUT SPECIFICATIONS

Parameter	Min.		Typ.		Max.		Notes		
Input Voltage	176Vac		200-240Vac		264Vac				
Input Frequency	47Hz		50/60		63Hz				
Leakage Current	-		-		0.70mA		240Vac/60Hz		
Input AC Current	-		-		1.3A		200-240Vac & full load		
Inrush Current	-		-		75 A		Cold start, 10%Ipeak, 230Vac & full load,		
Power Factor	0.97		0.99		-		220-240Vac & 50-60Hz & full load		
	0.95		0.97		-		220-240Vac & 50-60Hz& 75% load		
	0.92		0.95		-		220-240Vac & 50-60Hz&50% load		
THD	-		-		10%		220-240Vac,50-60Hz, 50%~100% load		
Max. No. of PSUs on CIRCUIT BREAKER	B10	2	B16	4	B20	5	B25	6	230Vac
	C10	4	C16	6	C20	8	C25	10	

OUTPUT SPECIFICATIONS

Parameter	Min.	Typ.	Max.	Notes
Output Voltage Tolerance	-3%	-	+3%	
Total Output Voltage Ripple(pk-pk)	-2%	-	2%	Full load, Measured by 20 MHz bandwidth oscilloscope and the output paralleled a 0.1uF ceramic capacitor and a 47uF electrolytic capacitor.
Output overshoot	-5%	-	+5%	200~240Vac & Full Load
Line Regulation	-0.5%	-	+0.5%	25°C±10°C ambient temperature, input voltage changes from 200Vac to 240Vac.
Load Regulation	-1%	-	+1%	25°C±10°C ambient temperature, 230Vac input, load changes from 50% to 100%.
Turn-on Delay Time	-	-	0.5S	230Vac,100% load
Temperature Coefficient	-	±0.03%/°C	-	-40°C ~ +60°C

GENERAL SPECIFICATIONS

Parameter		Min.	Typ.	Max.	Notes
Efficiency@230Vac V6E-200B048		91%	93%	-	100% load, 25°C ambient temperature
		92%	94%	-	75% load, 25°C ambient temperature
		92%	94%	-	50% load, 25°C ambient temperature
Dielectric Strength	Input-Output	-	3750Vac	-	5mA/60S
	Input-PE	-	1875Vac	-	
	Output- PE	-	500Vac	-	
Grounding Resistance		-	-	0.1Ω	25A/60S
Insulation Resistance		10MΩ	-	-	Input-Output,Input-PE,Output-PE,500Vdc/ 60S/25°C/70%RH
MTBF		-	200Khrs	-	230Vac,25°C,80% load (MIL-HDBK-217F@SR332)
Lifetime		-	50000Hours	-	230Vac&100% load,75°C case temperature, refer to lifetime VS Tc curve for details
Ambient Temperature		-40°C		+60°C	
Operating Case Temperature for Safety Tc_s		-40°C	-	+90°C	
Operating Case Temperature for Warranty Tc_w		-40°C	-	+75°C	5 years warranty case temperature Humidity: 10% to 100% RH
Storage Temperature		-40°C	-	+90°C	Humidity: 10% to 100% RH
Dimensions (L*W*H)mm		L175.5xW67.2xH37			
Net Weight		800±100g/PCS			
Package		L502mm*W372mm*H222mm 15PCS/Ctn			

SAFTY STANDARDS

Safety Category	Country / Territory	Standards	Approved
CCC	China	GB19510.1, GB19510.14	√
CE	Europe	EN61347-1, EN61347-2-13	√
		EN62493	√
ENEC		EN62384	
CB	CB Countries	IEC61347-1, IEC61347-2-13	
BIS	India	IS 15885(PART 2/SEC 13)	
UL	USA	UL 8750	
CUL	Canada	CSA C22.2 No.250.13	
KC	South Korea	K61347-1, K61347-2-13	
PSE	Japan	J61347-1, J61347-2-13	
SAA	Australia	AS/NZS IEC 61347.2.13	
		AS/NZS 61347.1	

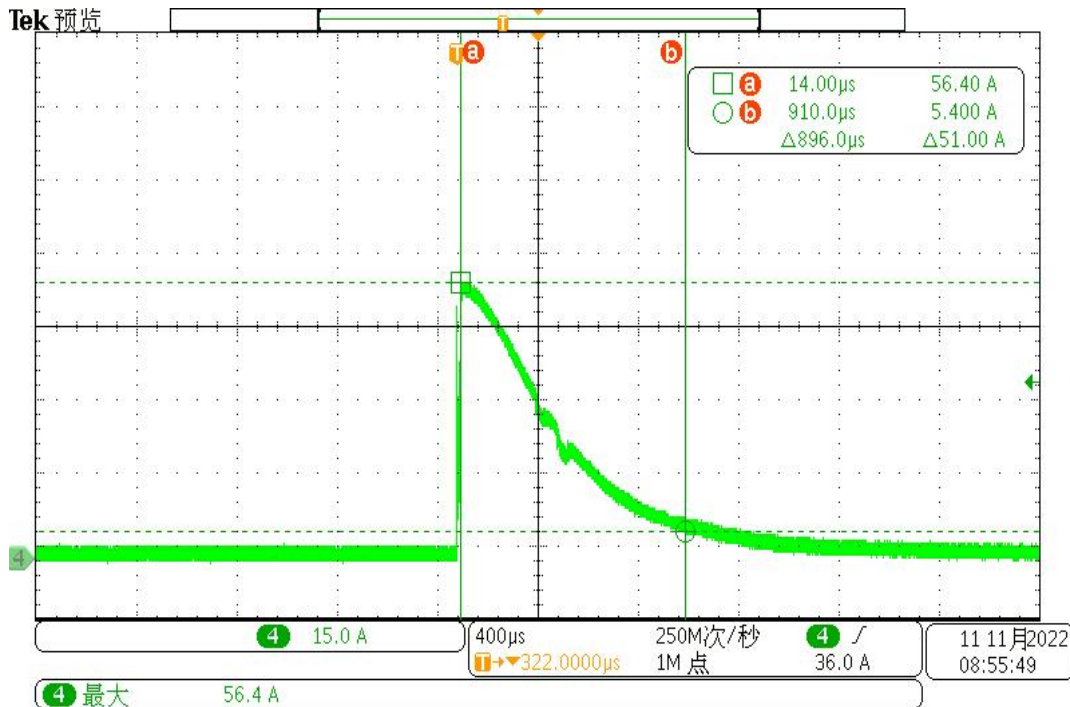
EMC COMPLIANCE

EMC Category	Country / Territory	Standards	Approved
CCC	China	GB/T 17743, GB 17625.1	√
CE	Europe	EN 55015	√
		EN 61000-3-2, EN 61000-3-3	√
		EN61000-4-2,3,4,5,6,11	√
		EN 61547	√
KC	South Korea	K61547	
		K00015	
PSE	Japan	J55015	
FCC	USA	FCC part 15	

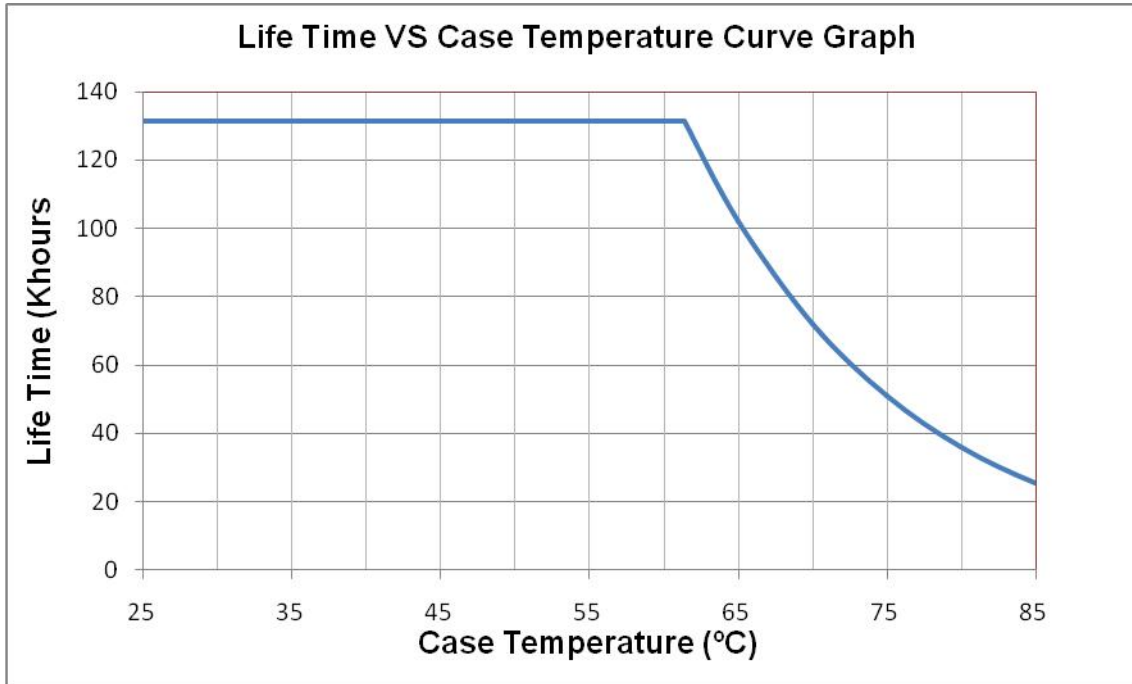
NOTE:

This LED driver meets the EMI specifications above, but as a component of a luminaire, end customer need to identify the EMI performance of a luminaire including LED driver, other devices connected to the driver and on the luminaire itself.

INRUSH CURRENT WAVEFORM

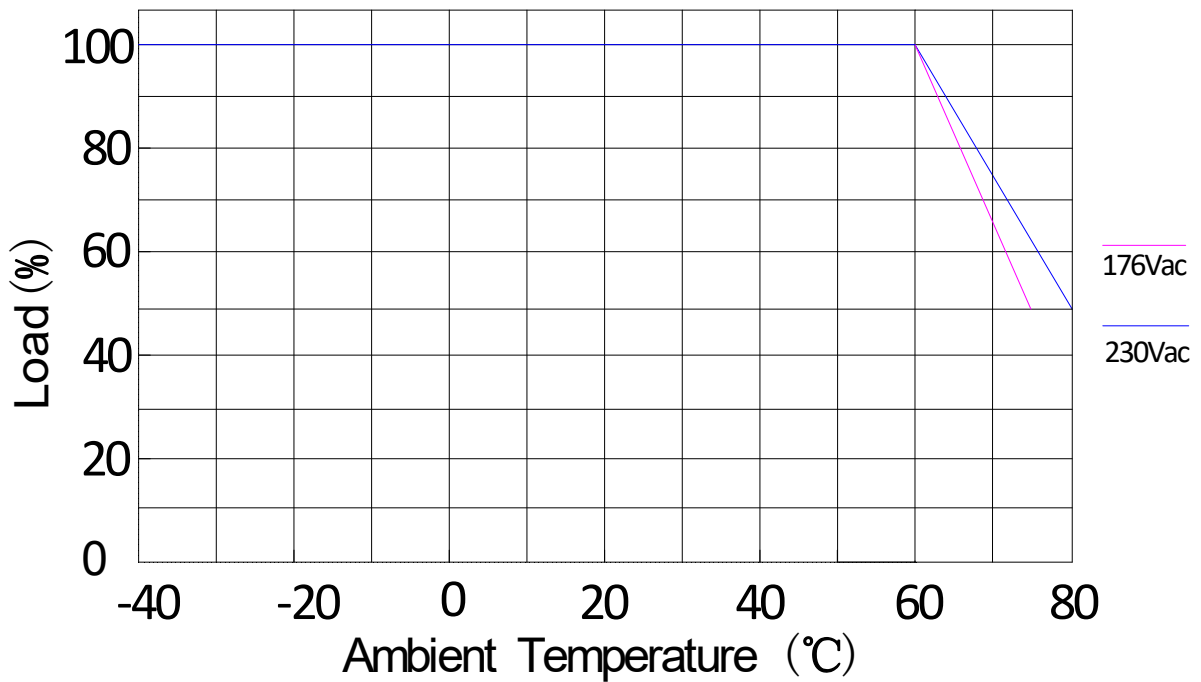


Life Time VS Temperature Curve

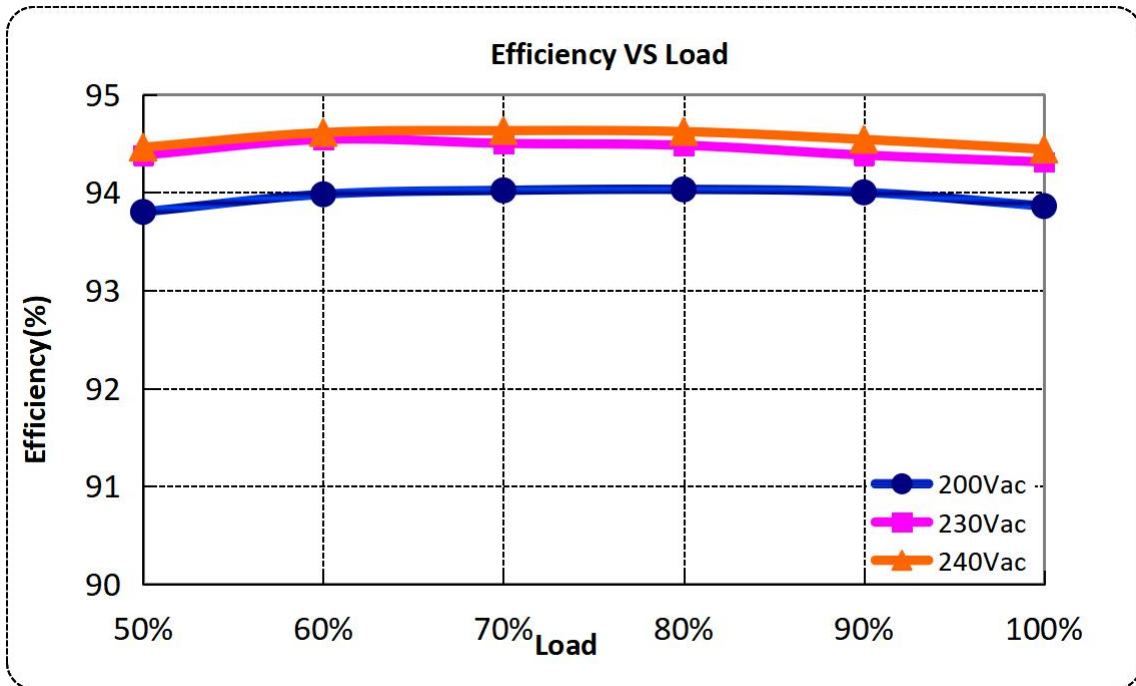


DERATING CURVE

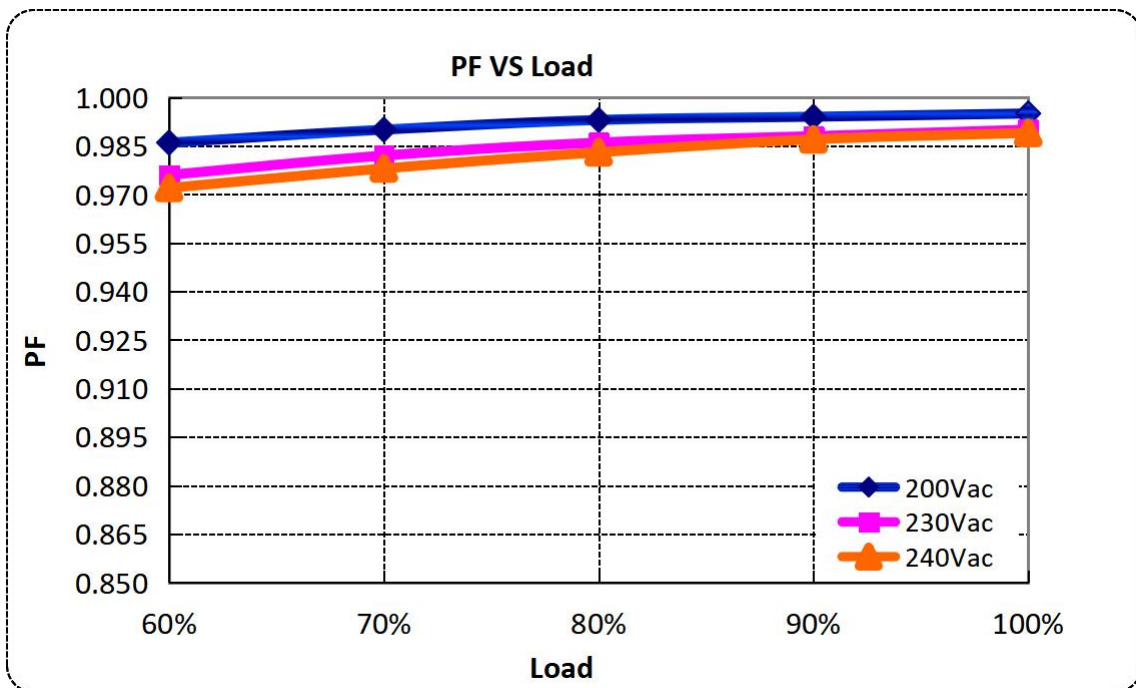
Derating Curve



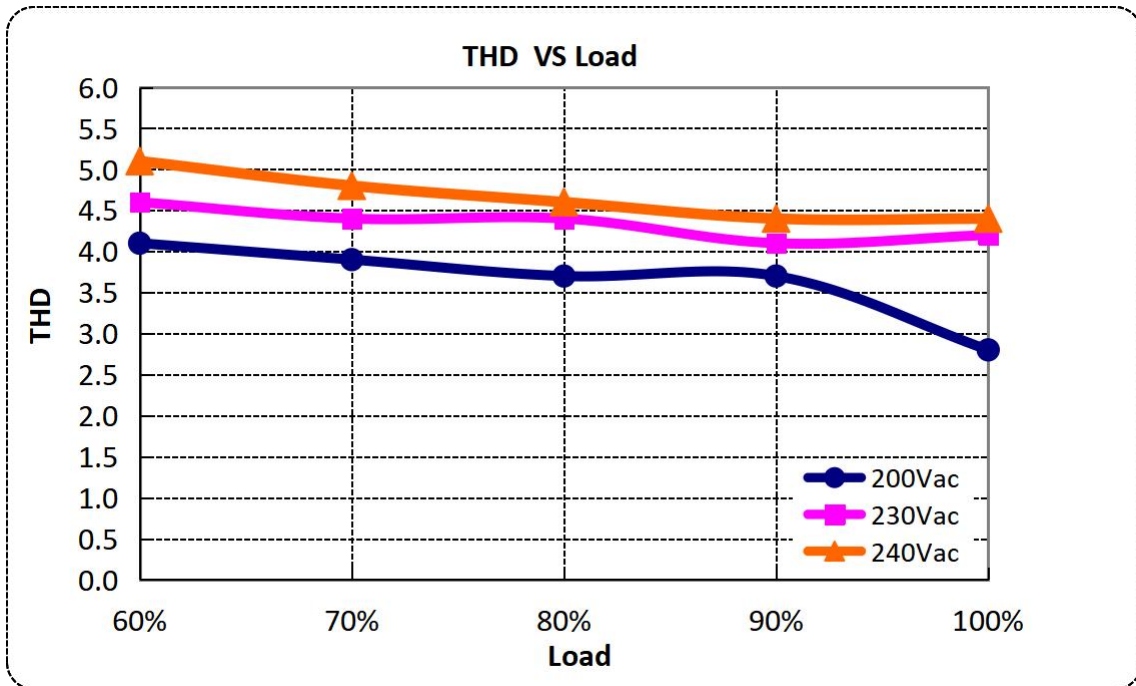
EFFICIENCY VS LOAD



POWER FACTOR VS LOAD



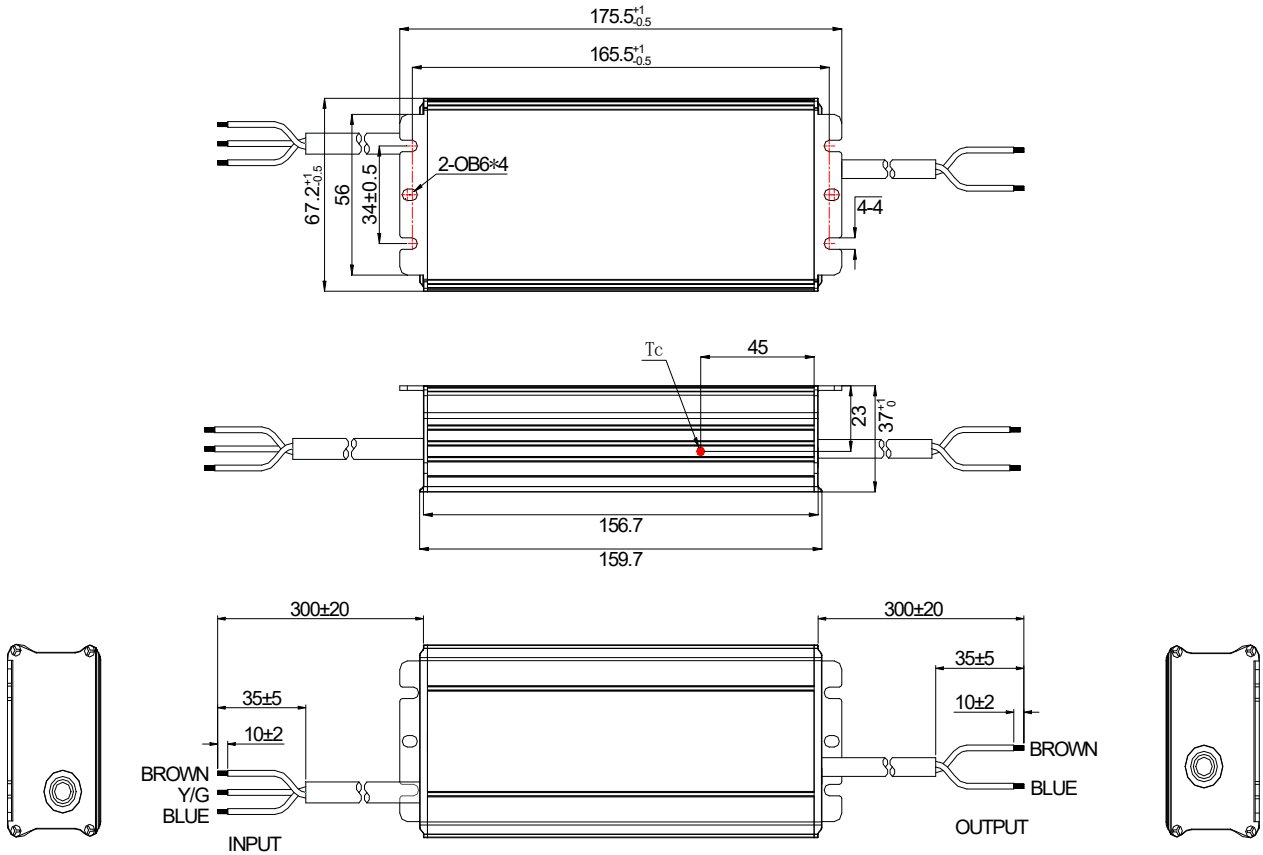
TOTAL HARMONIC DISTORTION



PROTECTIONS

Parameter	Min.	Typ.	Max.	Notes
Input under voltage protection	150Vac	-	176Vac	Turn off the output or hiccup when the input voltage falls below protection voltage.
Over temperature protection	Output current drops. Return to normal after over temperature is removed.			
Short circuit protection	Hiccup mode. The output shall return to normal when the fault condition is removed.			
Over current protection	Hiccup mode. The output shall return to normal when the fault condition is removed.			
Over voltage protection	Turn off the output voltage, when the fault is removed, restart and resume			

MECHANICAL OUTLINE



Wire	Specification			Note
Input	CCC+VDE	3X1.0 mm ²	L=300±20mm	CCC/CE
Output	CCC+VDE	2X1.5 mm ²	L=300±20mm	CCC/CE

ROHS

Our products comply with RoHS Directive (EU) 2015/863