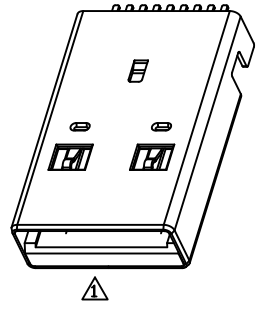
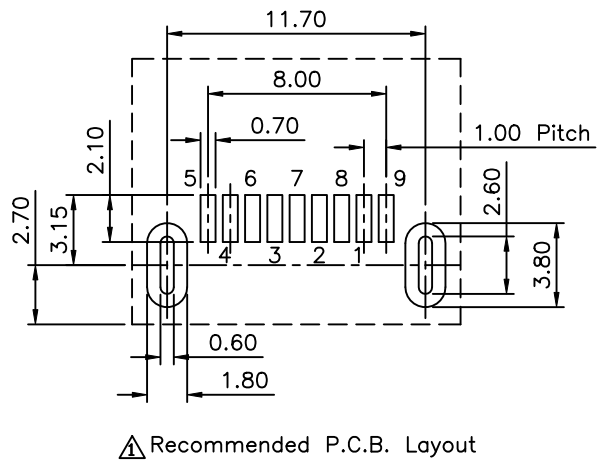
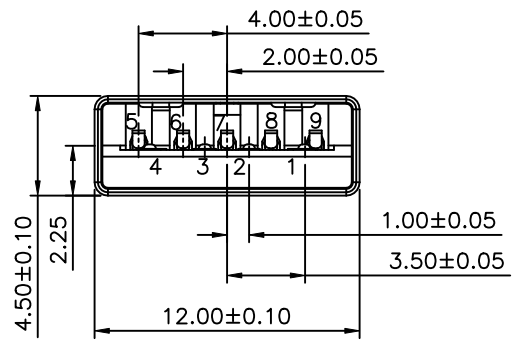


SPECIFICATION

Contact Current Rating:1.5 Amperes
 Dielectric Withstanding Voltage:500V RMS
 Contact Resistance:30 Milliohms Max.
 ⚠ Insulation Resistance:100 Megaohms Min.
 Operating Temperature:-40°C~+85°C
 Housing:LCP(UL94V-0),Blue
 Contact:Bronze
 Shell:SPCC,Nickel Plated
 Mating Force:3.57Kg Max.
 ⚠ Unmating Force:1.02Kg Min. Initial/0.82Kg Min.
 Durability:Mandatory:5000 Cycles
 RoHS Compliant

USB3 - 09 A P W X - M - SXX - H
 (1) (2) (3) (4) (5) (6) (7) (8) (9)

- (1) USB3:USB3.0 Dent Type
- (2) 09:No. Of Position
- (3) A:A Type
- (4) P:Male
- (5) W:SMT Right Angle
- (6) X:Without Post
- (7) M:Metal Shell
- (8) SXX:Contact Finish
 Blank:Gold Flash On Contact Area,Tin
 Plated On Solder Tails,Over Nickel
 S15:Gold Plated 15u" On Contact Area,Tin
 Plated On Solder Tails,Over Nickel
- (9) H:RoHS Compliant



Pin	Signal Name
1	VBUS
2	D-
3	D+
4	GND
5	StdA_SSRX-
6	StdA_SSRX+
7	GND_DRAIN
8	StdA_SSTX-
9	StdA_SSTX+
Shell	Shield

AUK A MEMBER OF AUK GROUP
太聯事業股份有限公司
AUK CONTRACTORS CO., LTD.

CATEGORY		APPROVED BY		UNLESS OTHERWISE SPECIFIED TOLERANCES ARE X. ±0.50 X.* ±3* .X ±0.30 .X* ±2* .XX ±0.20 .XX* ±1* .XXX ±0.10 .XXX* ±0.5*
PART No. USB3-09APWX-M-SXX-H		MEI		
DRAWING No. USB3-09APWX-M-SXX-H		CHECKED BY HZF		
		DRAWING BY CYP		
SCALE	NONE	REV.	A1	UNIT mm

NO.	REV.	REVISIONS	CHK	DATE
⚠ A1		Modify Data	HZF	08/21/2018
⚠ A0		NEW RELEASE	HZF	06/14/2012