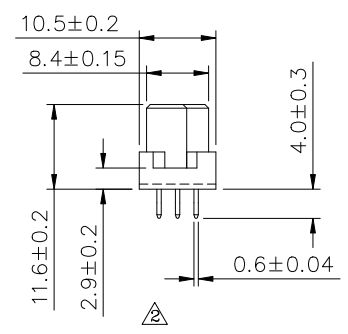
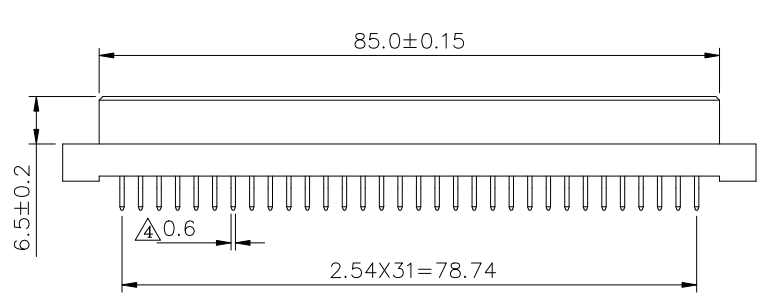
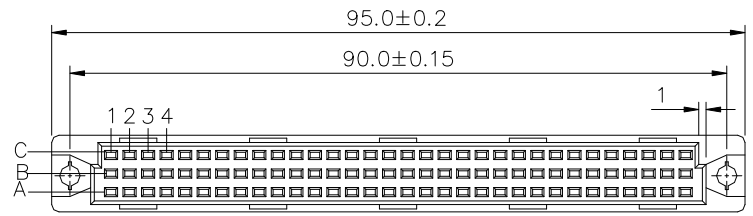



△ SPECIFICATION

Current Rating:2 Amp
 Withstand Voltage:1000V AC For 1 Minute
 Contact Resistance:30 Milliohms Max. At DC 100mA
 Insulation Resistance:1000 Megaohms Min. At DC 500V
 Operation Temperature:-55°C~+105°C
 Insulator&Cap:PBT+30%G.F.(UL94V-0),Gray
 Contact:C2680-H,Gold Flash On Contact Area,
 Tin Plated On Solder Tails,Over Nickel
 RoHS Compliant

△△△ U C X X XX S D - H
 (1) (2) (3) (4) (5) (6) (7)

- (1) U:2.54 Din 41612
- (2) C:Triple Row
- (3) X:Position Row
 1:(A)
 2:(A+C)
 3:(A+B+C)
- (4) XX:No. Of Position/Row
 16:Pin/Row,Removed ODD Pin
 32:Pin/Row,Full Pin
- (5) S:Female
- (6) D:DIP Straight
- (7) H:RoHS Compliant



AUK P/N	Pin	Rows With Contacts	Contact Arrange
UC3X32SD-H	96	A+B+C	
UC2X32SD-H	64	A+C	
UC1X32SD-H	32	A	
UC3X16SD-H	48	A+B+C	
UC2X16SD-H	32	A+C	
UC1X16SD-H	16	A	

AUK A MEMBER OF AUK GROUP
太聯事業股份有限公司
AUK CONTRACTORS CO., LTD.

CATEGORY	APPROVED BY	UNLESS OTHERWISE SPECIFIED TOLERANCES ARE
PART No. △△△ UCXXXSD-H	MEI	.X ±0.15 X.* ±3* .XX ±0.10 .X.* ±2* .XXX ±0.05 .XX.* ±1*
DRAWING No. UCXXXSD-H	CHECKED BY HZF	UNIT mm
SCALE NONE	DRAWING BY CYP	
REV. A4	APPROVED BY MEI	

NO.	REV.	REVISIONS	CHK	DATE
△	A4	Modify Dim.	HZF	01/16/2016
△	A3	Modify P/N:UCXXXXSD-SXX-H --> UCXXXXSD-H	HZF	04/16/2013
△	A2	Modify P/N:UC2X32SD-SXX-H-->UCXXXXSD-SXX-H,Add 2X16,3X16,UC3X32SD-SXX-H	HZF	07/12/2011
△	A1	Modify P/N:UC2X32SD-S05-->UC2X32SD-SXX-H,Add UC2X32D	HZF	07/30/2010
△	A0	NEW RELEASE	HZF	09/16/2006