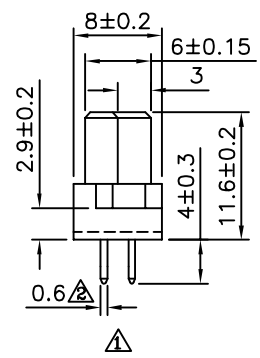
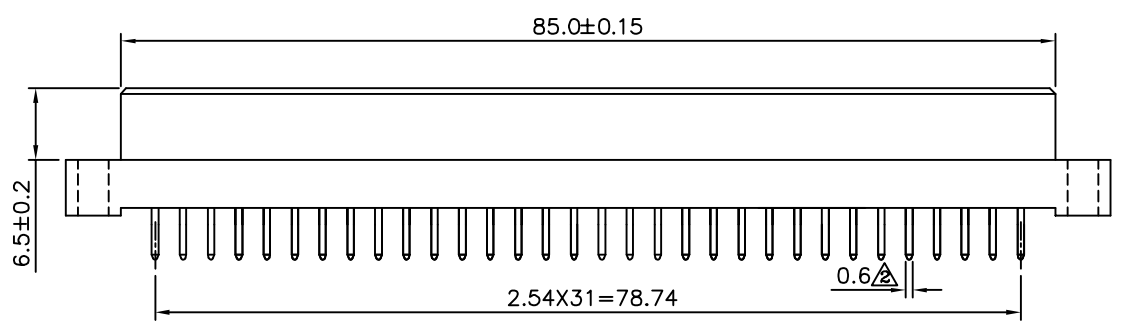
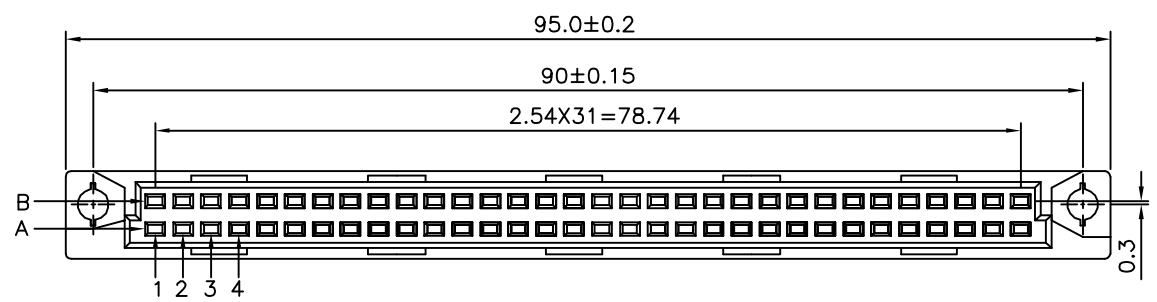


△ Recommended P.C.B. Layout



△ SPECIFICATION

Current Rating: 2 Amp
 Withstand Voltage: 1000V AC For 1 Minute
 Contact Resistance: 30 Milliohms Max. At 100mA DC
 Insulation Resistance: 1000 Megaohms Min. At 500V DC
 Operation Temperature: -55°C ~ +105°C
 △ Insulator & Cap: PBT (UL94V-0), Gray
 Contact: C2680-H, Gold Flash On Contact Area,
 Tin Plated On Solder Tails, Over Nickel
 RoHS Compliant

△△ U B X X XX S D - H
 (1) (2) (3) (4) (5) (6) (7)

- (1) U: 2.54 Din 41612
- (2) B: Dual Row
- (3) X: Position/Row
 1: (A)
 2: (A+B)
- (4) XX: No. Of Position/Per Row
 16: Pin/Row, Removed ODD Pin
 32: Pin/Row, Full Pin
- (5) S: Female
- (6) D: DIP Straight
- (7) H: RoHS Compliant

△ AUK P/N	Pin	Rows With Contacts	Contact Arrange
UB2X32SD-H	64	A+B	
UB1X32SD-H	32	A	
UB2X16SD-H	32	A+B	
UB1X16SD-H	16	A	

AUK A MEMBER OF AUK GROUP
太聯事業股份有限公司
AUK CONTRACTORS CO., LTD.

CATEGORY	APPROVED BY	UNLESS OTHERWISE SPECIFIED TOLERANCES ARE △△ X. ±0.50 .X ±0.25 .XX ±0.10
PART No. △ UBXXXSD-H	MEI	
DRAWING No. UBXXXSD-H	CHECKED BY HZF	UNIT mm
	DRAWING BY GAO	
SCALE NONE	REV. A2	

NO.	REV.	REVISIONS	CHK	DATE
△ A2		Modify Data	HZF	06/11/2013
△ A1		Modify P/N: UB1X32SD-H --> UBXXXSD-H, Add 2X32, 2X16	HZF	07/18/2011
△ A0		NEW RELEASE	HZF	08/26/2008