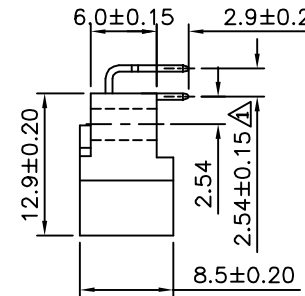
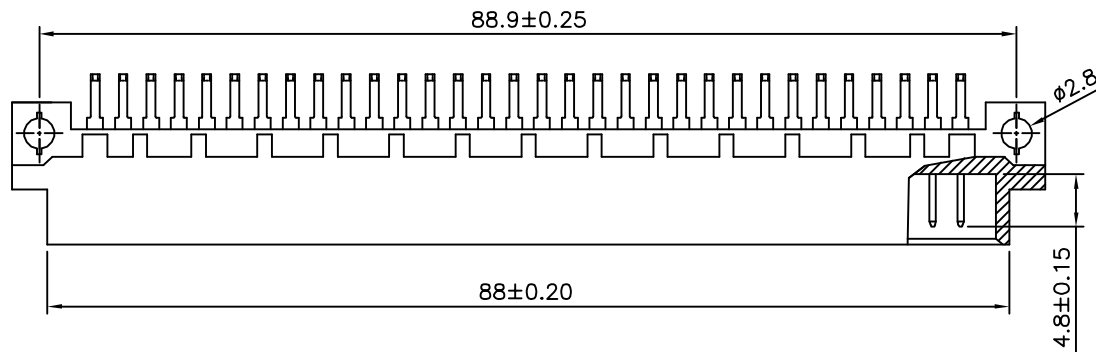


Recommended P.C.B. Layout

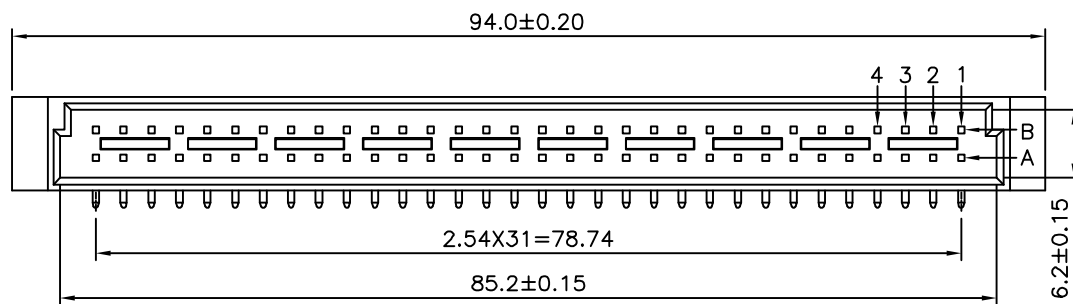
SPECIFICATION

Current Rating:2 Amp
 Dielectric Withstanding Voltage:1000V AC For 1 Minute
 Contact Resistance:30 Milliohms Max. At 100mA DC
 Insulation Resistance:1000 Megaohms Min. At 500V DC
 Operation Temperature:-55°C~+105°C
 Housing:PBT(UL94V-0),Gray
 Contact:C2680-H,Gold Flash On Contact Area,
 Tin Plated On Solder Tails,Over Nickel
 RoHS Compliant



U B X X XX P R - H
 (1) (2) (3) (4) (5) (6) (7)

- (1) U:2.54 Din 41612
- (2) B: Dual Row
- (3) X: Position/Row
 1:(A)
 2:(A+B)
- (4) XX: No. Of Position/Per Row
 16: Pin/Row, Removed ODD Pin
 32: Pin/Row, Full Pin
- (5) P: Male
- (6) R: DIP Right Angle
- (7) H: RoHS Compliant



Pitch	Position	Rows with Contacts	Contact Arrange
2.54mm	64	A B	
	32	A -	
5.08mm	32	A B	
	16	A -	

AUK A MEMBER OF AUK GROUP
太聯事業股份有限公司
AUK CONTRACTORS CO., LTD.

CATEGORY		APPROVED BY	
PART No. UBXXXXPR-H		MEI	
DRAWING No. UBXXXXPR-H		CHECKED BY	
		HZF	
SCALE NONE		DRAWING BY	
		CYP	
REV.	B1	UNIT	
		mm	

UNLESS OTHERWISE SPECIFIED TOLERANCES ARE
 X. ±0.50
 .X ±0.25
 .XX ±0.10

NO.	REV.	REVISIONS	CHK	DATE
	B1	Modify Tol.	HZF	09/02/2015
	B0	Modify P/N:UBXX16PR-H --> UBXXXXPR-H Add:UB1X32PR-H,UB2X32PR-H	HZF	05/27/2013
	B0	NEW RELEASE	HZF	05/27/2013