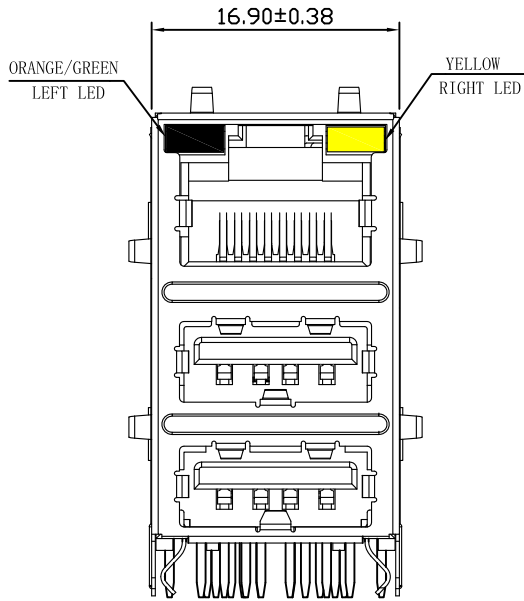
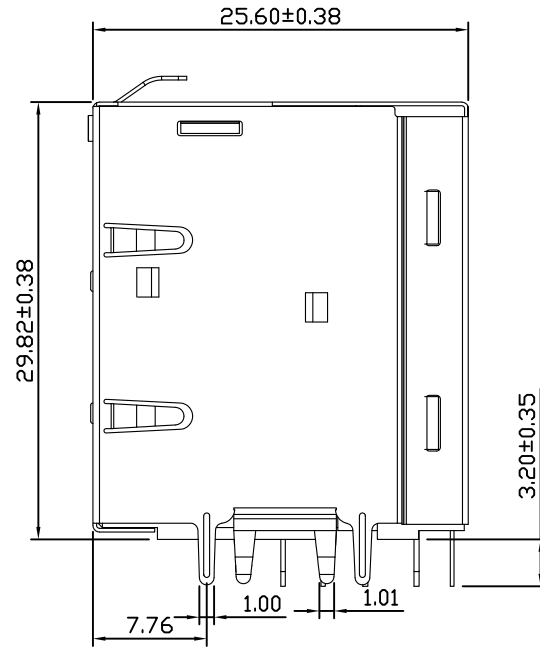


Mechanical:


REV.	ECN NO.	DESCRIPTION	DATE	APPD
B	REL		2014-08-11	



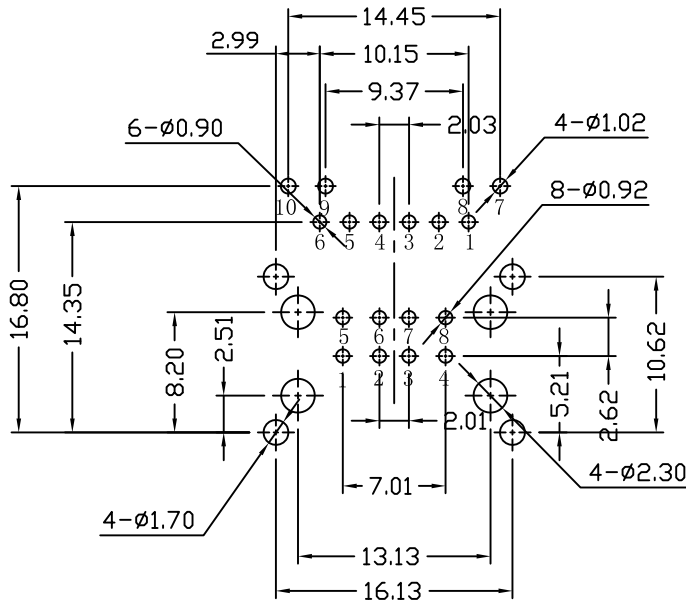
Front Side View



Left Side View



Top Side View



Suggested PCB Layout (Top View)



NOTES:

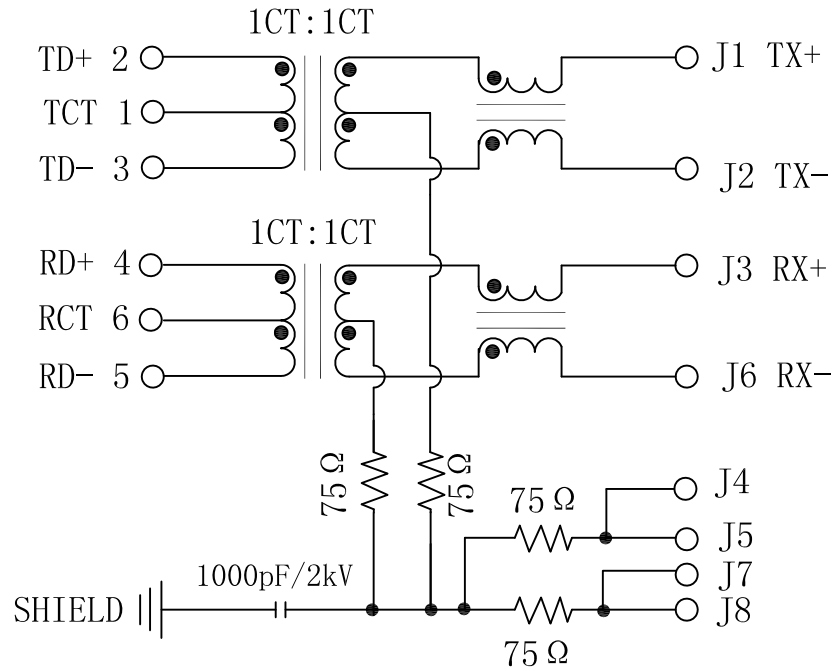
1. Meets IEEE 802.3 specification
2. Connector Materials:
Housing Material: Thermoplastic PBT+30%G.F UL94V-0
Contact Material: Phosphor Bronze C5210R-EH Thickness=0.35mm
Pins: Brass C2680R-H Thickness=0.25mm
Shield: SUS S304-1/2H Thickness=0.2mm
Contact plating: Gold 6 micro-inches min. In contact area.
3. Wave solder tip temperature: 265°C Max, 5 Sec Max
4. UL Certification: File Number E321120

X:X	±0.25	APPD:	Trxcom	
X:XX	±0.20	CHKD:	Huizhou Trxcom Electronics Co., Ltd.	
X:XXX	±0.05	DR: C. H. Y	TITLE: RJ45 Connector with 10/100 Base-TX Jack/Dual USB Combo	
ANGLES	±1°	UNIT: mm	PART NO.: TRJU4111AONL	
	SCALE: 2/1	SHEET: 1/2	REV: B	DWG NO.: TRC14081117

Schematic:

REV.	ECN NO.	DESCRIPTION	DATE	APPD
B	REL		2014-08-11	

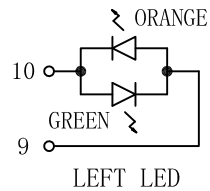
PC BOARD CONNECTIONS



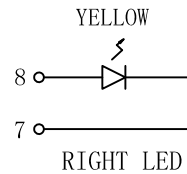
RJ45 CONNECTOR

ELECTRICAL SPECIFICATIONS @25°C

- Turn Ratio($\pm 2\%$):
TX=1CT:1CT RX=1CT:1CT
- Inductance OCL:
350uH MIN@100KHz/0.1V 8mA DC Bias
- Insertion Loss:
-1.0dB MAX @ 1.0-100MHz
- Return Loss:
-18dB MIN @ 1-30MHz
-15dB MIN @ 30-60MHz
-12dB MIN @ 60-80MHz
-10dB MIN @ 80-100MHz
- Cross talk:
-35dB MIN @ 1-100MHz
- Common Mode Rejection:
-40dB MIN @ 30MHz
-35dB MIN @ 60MHz
-30dB MIN @ 100MHz
- Hipot Test: 1500VAC 2Ses
- Operating Temperature Range: 0°C TO 70°C



LEFT LED



RIGHT LED

Emitting Color	λ p(nm)	VF@IF=20mA	IR @VR=5V
GREEN	565	1.8~2.4V	10 μ A max
YELLOW	585	1.8~2.4V	10 μ A max
ORANGE	610	1.8~2.4V	10 μ A max

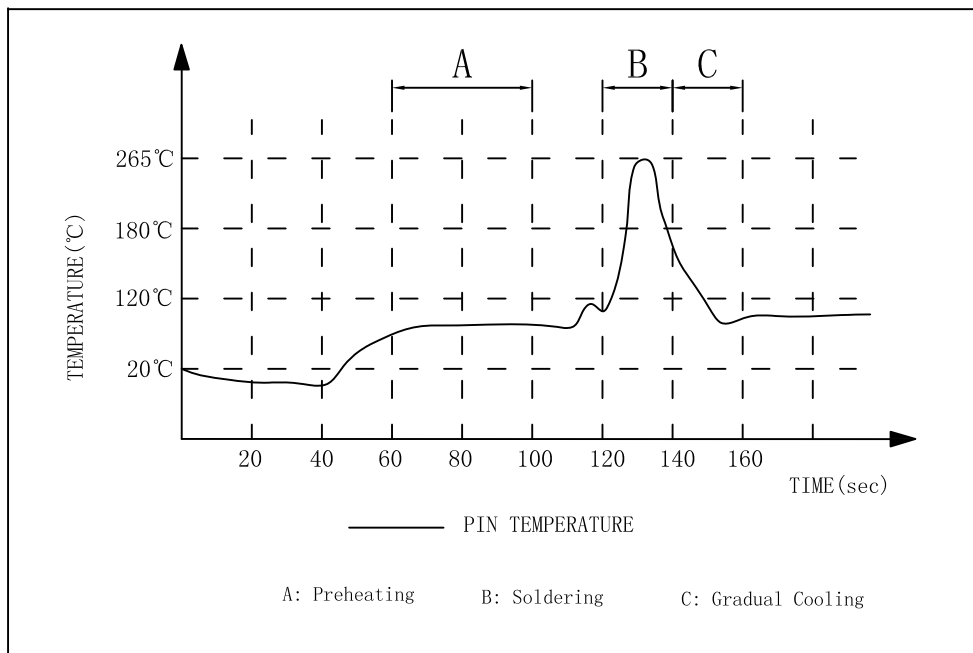


X:X	± 0.25	APPD:	Trxcom Huizhou Trxcom Electronics Co.,Ltd.
X:XX	± 0.20	CHKD:	
X:XXX	± 0.05	DR: C. H. Y	TITLE: RJ45 Connector with 10/100 Base-TX Jack/Dual USB Combo
ANGLES	$\pm 1^\circ$	UNIT: mm	PART NO. : TRJU4111AONL
	SCALE: 2/1	SHEET: 2/2	REV: B DWG NO. : TRC14081117

Profile of wave solder:

REV.	ECN NO.	DESCRIPTION	DATE	APPD
A	REL		2014-08-11	

SUGGESTED PROFILE OF WAVE SOLDER FOR ROHS PRODUCT



- (1) Tip Temperature: 265°C max
 - (2) Tip Temperature time: 5sec max
- Note: The melting point of Tin: 219°C

X:X	±0.25	APPD:	Trxcom HuiZhou Trxcom Electronics Co., ltd		
X:XX	±0.20	CHKD:			
X:XXX	±0.05	DR: C. H. Y	TITLE: RJ45 Connector with 10/100 Base-TX Jack/Dual USB Combo		
ANGLES	±1°	UNIT: mm	PART NO.: TRJU4111AONL		
		SCALE: 2/1	SHEET: 3/4	REV: A	DWG NO.: TRC14081117

Trxcom

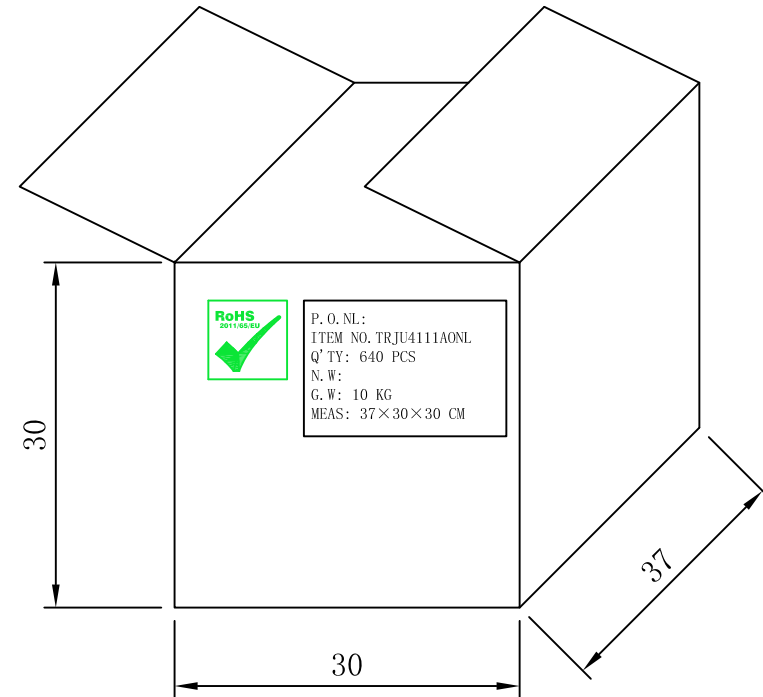
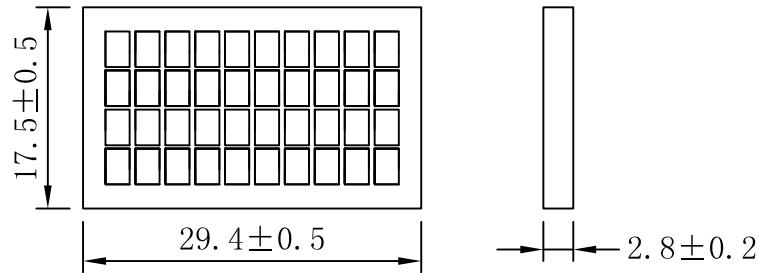
PACKAGING

Part number: TRJ4111AONL

1. Packaging unit: 40PCS/tray
2. Packaging material: PVC
3. Packaging shape: [Unit=cm]

4. Outer carton

Unit: 16Trays with plastic bag / outer carton (640PCS) (G.W.:10 Kg)



ORDER INFORMATION:
MOQ 2560PCS IN FOUR CTNS