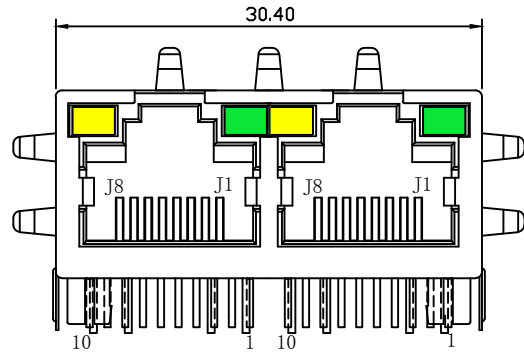
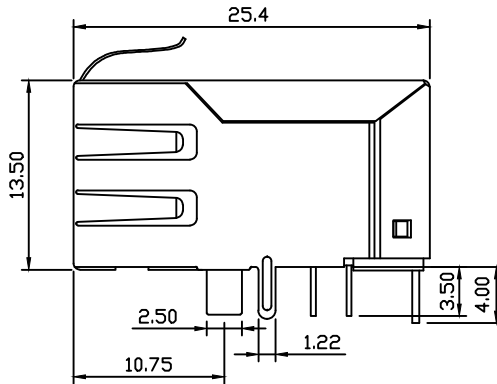


Mechanical:


REV.	ECN NO.	DESCRIPTION	DATE	APPD
A	REL		2022-05-06	



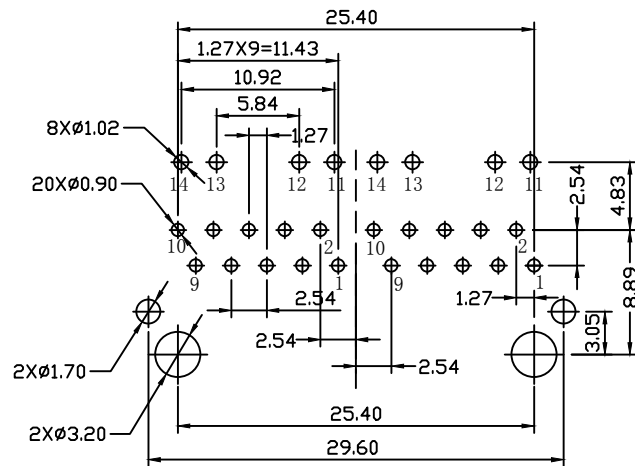
Front Side View



Left Side View



Top Side View



Suggested PCB Layout (Top View)



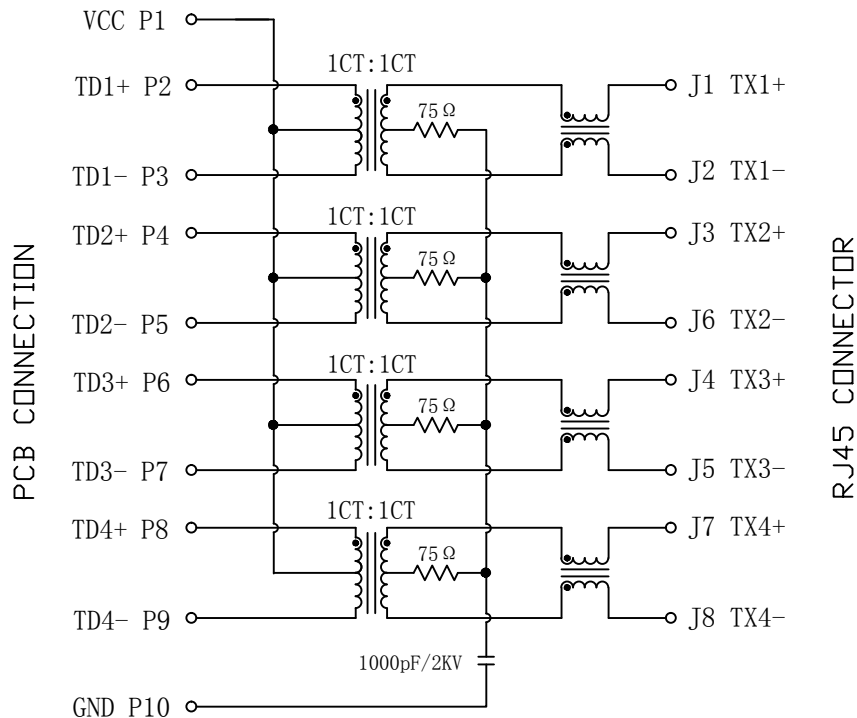
NOTES:

1. Designed to support application, such as SOHO (ADSL modems), LAN-on-Motherboard (LOM), hub and Switches.
2. Meets IEEE 802.3 specification
3. Connector Materials:  
Housing: Thermoplastic UL94V-0  
Contact/Shield: Copper alloy  
Shield plating: Nickel  
Contact plating: Gold 6 micro-inches min. In contact area.
4. Wave solder tip temperature: 265°C Max. 5 Sec.
5. UL Certification: File Number E321120.

X:X ±0.25	APPD:	<b>Trxcom</b> Huizhou Trxcom Electronics Co., Ltd.
X:XX ±0.20	CHKD:	
X:XXX ±0.05	DR: SEA	TITLE: 1×2 RJ45 Connector with 5G Base-T Integrated Magnetics
ANGLES ±1°	UNIT: mm	PART NO.: TRJM20420AGNL
	SCALE: 2/1	SHEET: 1/4
	REV: A	DWG NO.: TRC22050602

# Schematic:

REV.	ECN NO.	DESCRIPTION	DATE	APPD
A	REL		2022-05-06	



## ELECTRICAL SPECIFICATIONS @25°C

- Turn Ratio : 1CT:1CT +/- 5%
- OCL:160uH Min @100KHz , 0.1V
- Insertion Loss (dB Max):
 

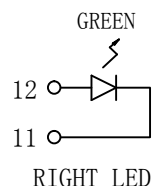
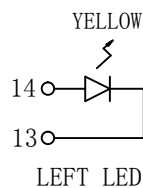
1-125MHz: -1.0	125-200MHz: -2.0
200-250MHz -2.5	
- Return Loss(dB Min):
 

1-30MHz: -18	30-100MHz: -14
100-200MHz: -11	200-250MH: -9
- Cross Talk:
 

1-250MHz: -25dB Min.
----------------------
- Common Mode Rejection(dB Min):
 

1-100MHz: -30	100-250MHz:-20
---------------	----------------
- Common Mode to Differential Mode Rejection(dB Min):
 

1-100MHz: -30	100-250MHz:-25.
---------------	-----------------
- Isolation Hi-Pot: 2250VDC Min@ 60S



Emitting Color	$\lambda_p$ (nm)	V <sub>F</sub> @I <sub>F</sub> =20mA	I <sub>R</sub> @V <sub>R</sub> =5V
GREEN	565	1.8~2.6V	10 $\mu$ A max
YELLOW	585	1.8~2.6V	10 $\mu$ A max



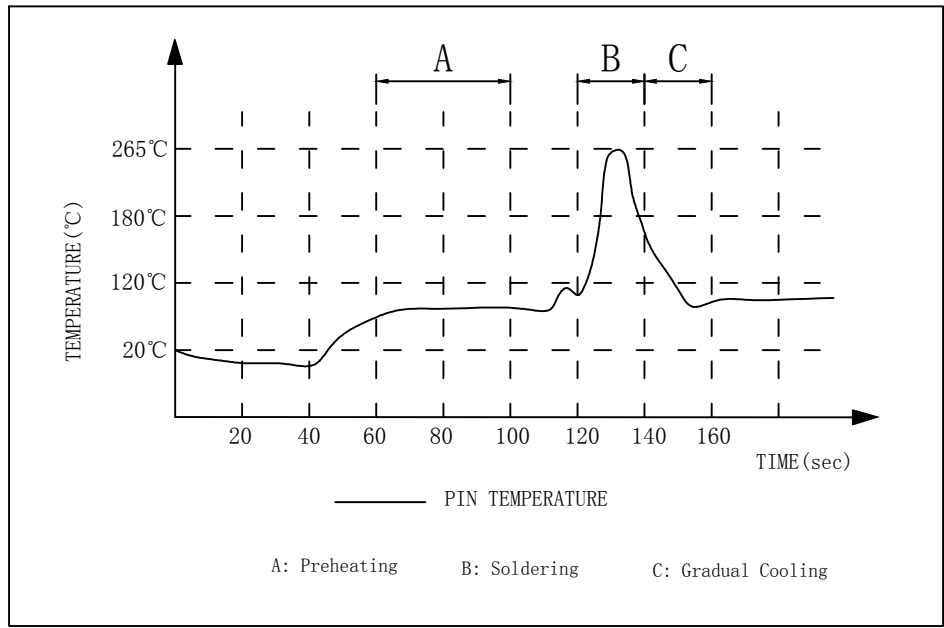
X:X ±0.25	APPD:	<b>Trxcom</b> Huizhou Trxcom Electronics Co.,Ltd.
X:XX ±0.20	CHKD:	
X:XXX ±0.05	DR: SEA	TITLE: 1x2 RJ45 Connector with 5G Base-T Integrated Magnetics
ANGLES ±1°	UNIT: mm	PART NO.: TRJM20420AGNL
	SCALE: 2/1	SHEET: 2/4
	REV: A	DWG NO.: TRC22050602

Profile of wave solder:

REV.	ECN NO.	DESCRIPTION	DATE	APPD
A	REL		2022-05-06	

SUGGESTED PROFILE OF WAVE SOLDER FOR ROHS PRODUCT

REV: A  
 TEMP(°C): 25  
 HUM(%): 65 RH

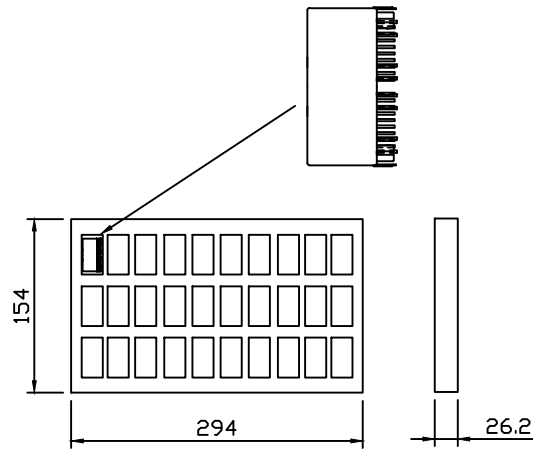


- (1) Tip Temperature: 265°C max
  - (2) Tip Temperature time: 5sec max
- Note: The melting point of Tin: 219°C

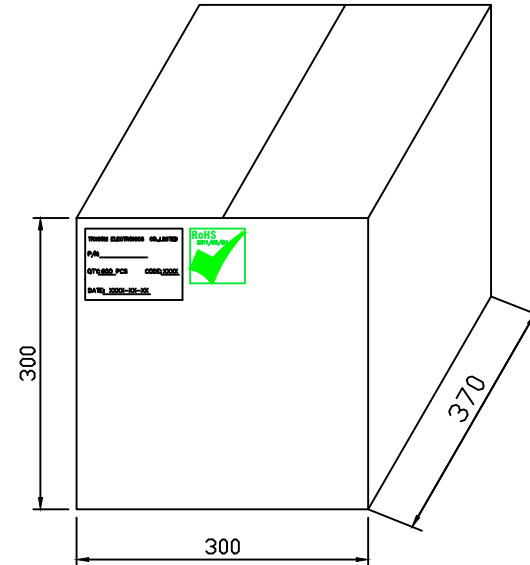
X:X ±0.25	APPD:	<b>Trxcom</b> Huizhou Trxcom Electronics Co.,Ltd.
X:XX ±0.20	CHKD:	
X:XXX ±0.05	DR: SEA	TITLE: 1×2 RJ45 Connector with 5G Base-T Integrated Magnetics
ANGLES ±1°	UNIT: mm	PART NO.: TRJM20420AGNL
	SCALE: 2/1	SHEET: 3/4
	REV: A	DWG NO.: TRC22050602

Packaging:

REV.	ECN NO.	DESCRIPTION	DATE	APPD
A	REL		2022-05-06	



20Tray →



- ◆ Packaging unit: 30pcs/tray
- ◆ Packaging material: PVC
- ◆ Outer carton unit: 600pcs/20tray/box
- ◆ Net Weight: 8kg
- ◆ Gross Weight: 10kg

X:X ±0.25	APPD:	<b>Trxcom</b> Huizhou Trxcom Electronics Co.,Ltd.
X:XX ±0.20	CHKD:	
X:XXX ±0.05	DR: SEA	TITLE: 1×2 Ports 25.4mm RJ45 Packing
ANGLES ±1°	UNIT: mm	PART NO. : TRJM20420AGNL
	SCALE: 2/1	SHEET: 4/4
	REV: A	DWG NO. : TRC22050602