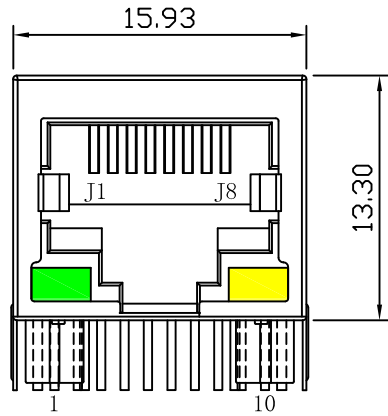
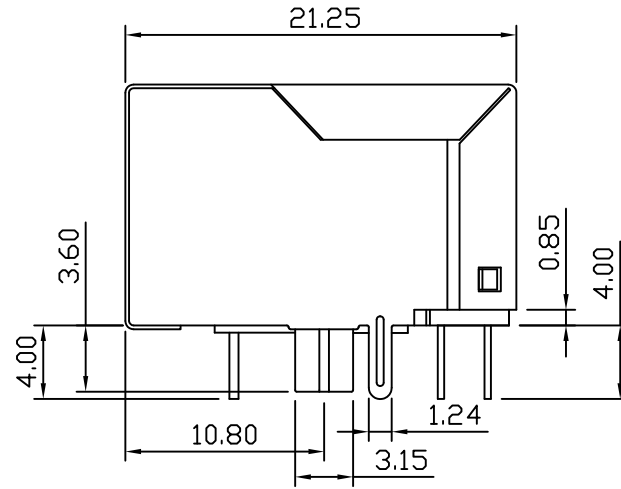


Mechanical:

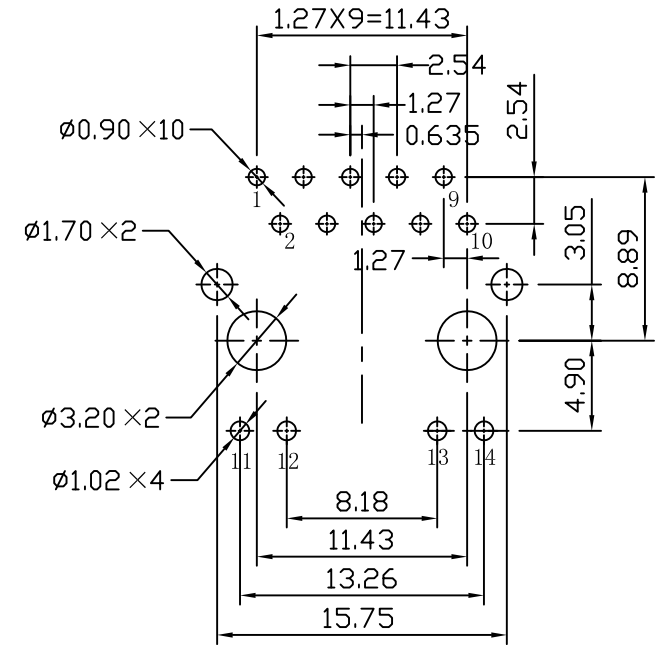
REV.	ECN NO.	DESCRIPTION	DATE	APPD
A	REL		2007/11/14	



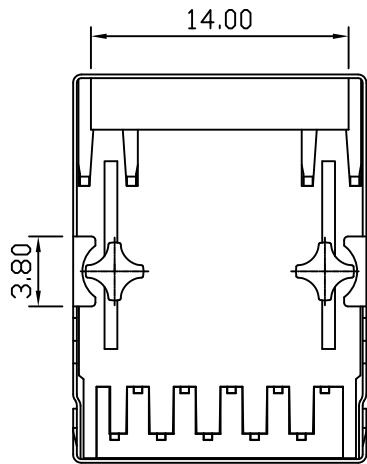
Front Side View



Left Side View



Suggested PCB Layout (Top View)



Bottom Side View



Top Side View

NOTES:

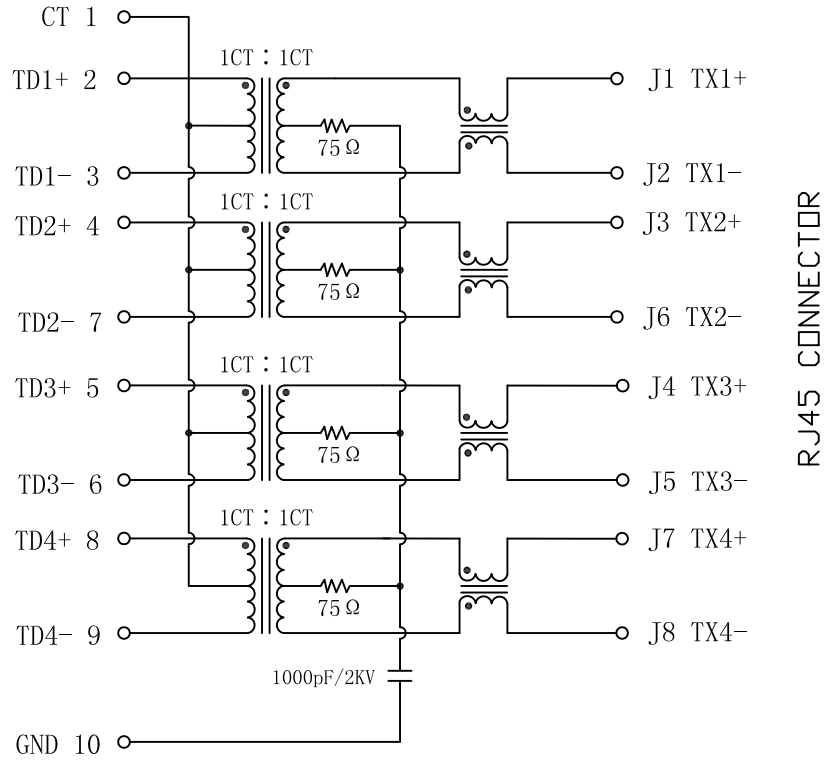
1. Designed to support application, such as SOHO (ADSL modems), LAN-on-Motherboard (LOM), hub and Switches.
2. Meets IEEE 802.3 specification
3. Connector Materials:
 Housing: Thermoplastic PBT+30%G.F UL94V-0
 Contact: Phosphor Bronze C5210R-EH Thickness=0.35mm
 Pins: Brass C2680R-H Thickness=0.35mm
 Shield: SUS 201-1/2H Thickness=0.2mm
 Contact plating: Gold 6 micro-inches min. In contact area.
4. Operating voltage: 3.3-5V Max.
 Current: 350mA.
5. Wave solder tip temperature: 265°C Max, 5 Sec.
6. UL Certification: File Number E321120.

X:X	±0.25	APPD:	Trxcom
X:XX	±0.20	CHKD:	
X:XXX	±0.05	DR: SEA	TITLE: RJ45 Connector with 1000 Base-T Integrated Magnetics
ANGLES	±1°	UNIT: mm	PART NO.: TRJG4806FBNL
	SCALE: 2/1	SHEET: 1/4	REV: A DWG NO.: TRC07111459

Schematic:

REV.	ECN NO.	DESCRIPTION	DATE	APPD
A	REL		2007/11/14	

PC BOARD CONNECTIONS

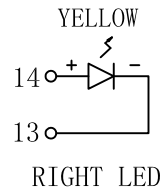
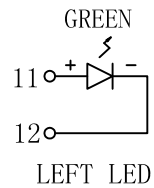


RJ45 CONNECTOR

ELECTRICAL SPECIFICATIONS @25°C

- Turn Ratio(±2%):
PRI : SEC = 1CT : 1CT
- Inductance OCL: 350uH MIN
@100KHz/0.1V, 8mA DC Bias
- Insertion Loss:
-1.0dB MAX @1~100MHz
- Return Loss:
-20dB MIN @1~10MHz
-16dB MIN @10~30MHz
-12dB MIN @30~60MHz
-10dB MIN @60~100MHz
- Cross talk:
-40dB MIN @1~30MHz
-35dB MIN @30~60MHz
-30dB MIN @60~100MHz
- Common Mode Rejection:
-30dB MIN @1~50MHz
-20dB MIN @50~150MHz
- Hipot Test: 1500Vrms MIN
- Operating Temperature Range: -40°C ~ +85°C.

Emitting Color	λ p(nm)	V _F @I _F =20mA	I _R @V _R =5V
GREEN	565	1.8~2.6V	10 μ A max
YELLOW	585	1.8~2.6V	10 μ A max

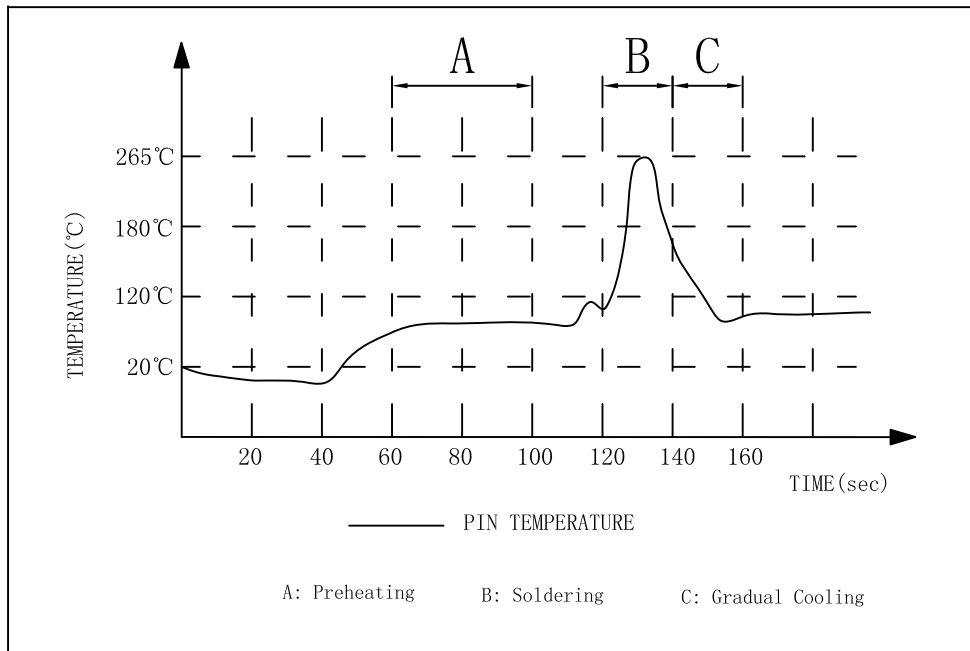


X:X	±0.25	APPD:	Trxcom Huizhou Trxcom Electronics Co.,ltd
X:XX	±0.20	CHKD:	
X:XXX	±0.05	DR: SEA	TITLE: RJ45 Connector with 1000 Base-T Integrated Magnetics
ANGLES	±1°	UNIT: mm	PART NO. : TRJG4806FBNL
	SCALE: 2/1	SHEET: 2/4	REV: A DWG NO. : TRC07111459

Profile of wave solder:

REV.	ECN NO.	DESCRIPTION	DATE	APPD
A	REL		2007/11/14	

SUGGESTED PROFILE OF WAVE SOLDER FOR ROHS PRODUCT

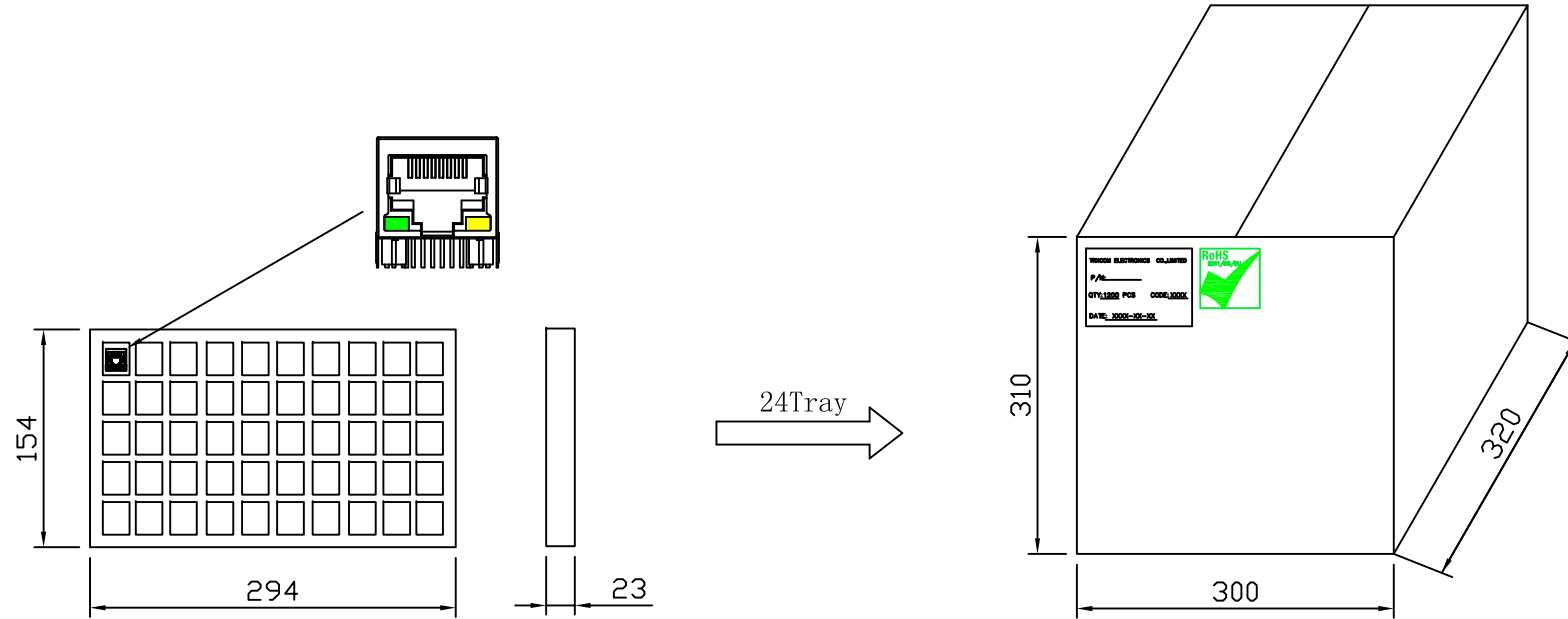


- (1) Tip Temperature: 265°C max
 - (2) Tip Temperature time: 5sec max
- Note: The melting point of Tin: 219°C

X:X ±0.25	APPD:	Trxcom Huizhou Trxcom Electronics Co., ltd
X:XX ±0.20	CHKD:	
X:XXX ±0.05	DR: SEA	
ANGLES ±1°	UNIT: mm	TITLE: RJ45 Connector with 1000 Base-T Integrated Magnetics
		PART NO.: TRJG4806FBNL
	SCALE: 2/1	SHEET: 3/4
	REV: A	DWG NO.: TRC07111459

Packaging:

REV.	ECN NO.	DESCRIPTION	DATE	APPD
A	REL		2007/11/14	



- ◆ Packaging unit: 50pcs/tray
- ◆ Packaging material: PVC
- ◆ Outer carton unit: 1200pcs/24tray/box
- ◆ Net Weight: 8kg
- ◆ Gross Weight: 10kg

X:X	±0.25	APPD:	Trxcom Huizhou Trxcom Electronics Co.,ltd	
X:XX	±0.20	CHKD:		
X:XXX	±0.05	DR:	SEA	TITLE: 1X1 Port 21.25mm RJ45 Packing
ANGLES	±1°	UNIT:	mm	PART NO. : TRJG4806FBNL
		SCALE:	2/1	SHEET: 4/4
		REV:	A	DWG NO. : TRC07111459