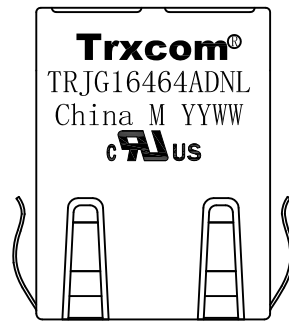
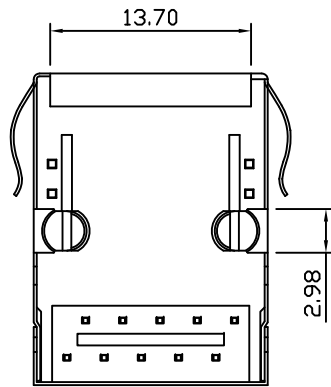
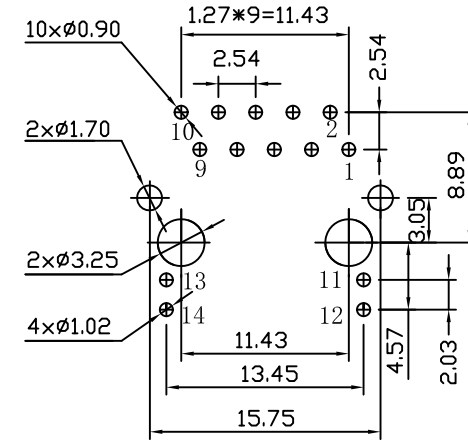
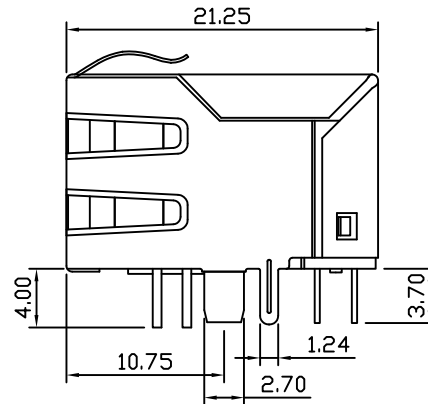
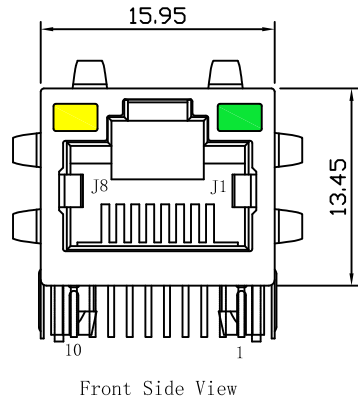


Mechanical:

REV.	ECN NO.	DESCRIPTION	DATE	APPD
A	REL		2017-04-10	



NOTES:

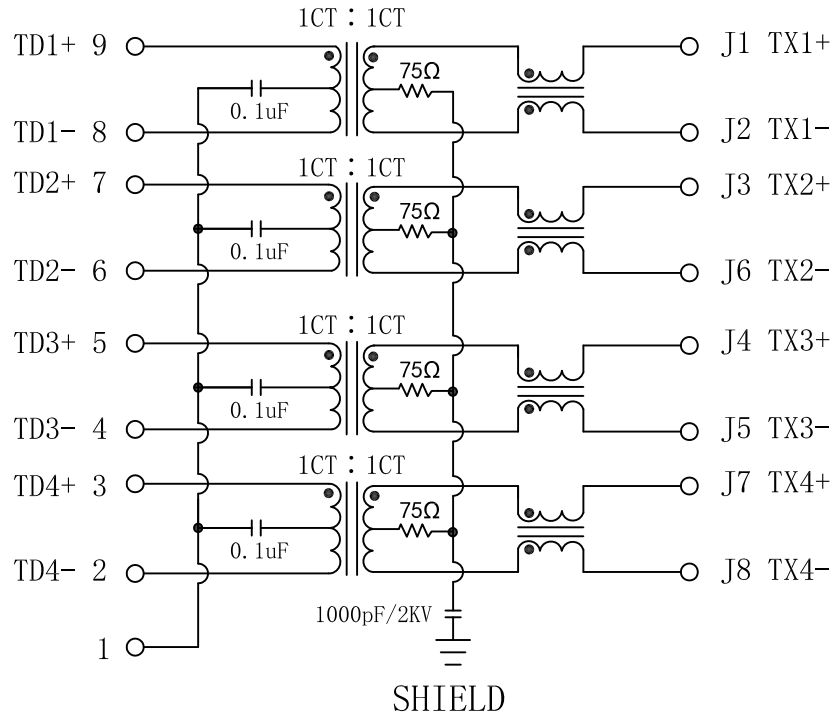
1. Designed to support application, such as SOHO (ADSL modems), LAN-on-Motherboard (LOM), hub and Switches.
2. Meets IEEE 802.3 specification
3. Connector Materials:
 Housing Material: Thermoplastic PBT+30%G. F UL94V-0
 Contact Material: Phosphor Bronze C5210R-EH Thickness=0.35mm
 Pins: Brass C2680R-H Thickness=0.35mm
 Shield: SUS 201-1/2H Thickness=0.2mm
 Contact plating: Gold 6 micro-inches min. In contact area.
4. Wave solder tip temperature: 265°C Max, 5 Sec Max
5. UL Certification: File Number E321120

X:X ±0.25	APPD:	Trxcom Huizhou Trxcom Electronics Co., Ltd.
X:XX ±0.20	CHKD:	
X:XXX ±0.05	DR: SEA	TITLE: RJ45 Connector with 1000 Base-T Integrated Magnetics
ANGLES ±1°	UNIT: mm	PART NO.: TRJG16464ADNL
	SCALE: 2/1	SHEET: 1/4
	REV: A	DWG NO.: TRC17041002

Schematic:

REV.	ECN NO.	DESCRIPTION	DATE	APPD
A	REL		2017-04-10	

PC BOARD CONNECTIONS



RJ45 CONNECTOR

Electrical Specifications @25°C

- Turns Ratio: 1CT : 1CT $\pm 5\%$
- OCL (@100KHz 0.1V 8mA): 350uH Min
- Insertion Loss (dB Max):

1-100MHz: -1.0	100-125MHz: -1.2
----------------	------------------
- Return Loss (dB Min):

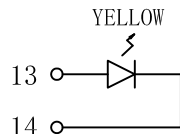
1-40MHz: -16	40-60MHz: -12
60-80MHz: -10	80-100MHz: -8
- Crosstalk:

1-100MHz: -30 dB Min

- Common to Common Mode Attenuation:

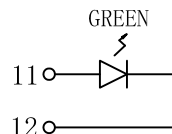
1-100MHz: -30dB Min

- Isolation: 1500Vrms
- Operating Temperature: $-40^{\circ}\text{C} \sim +85^{\circ}\text{C}$.



LEFT LED

LED POLARITY		COLOR
PIN 13	PIN 14	
+	-	YELLOW



RIGHT LED

LED POLARITY		COLOR
PIN 11	PIN 12	
+	-	GREEN

Emitting Color	λ p(nm)	VF@IF=20mA	IR @VR=5V
GREEN	565	1.8~2.6V	10 μ A max
YELLOW	585	1.8~2.6V	10 μ A max

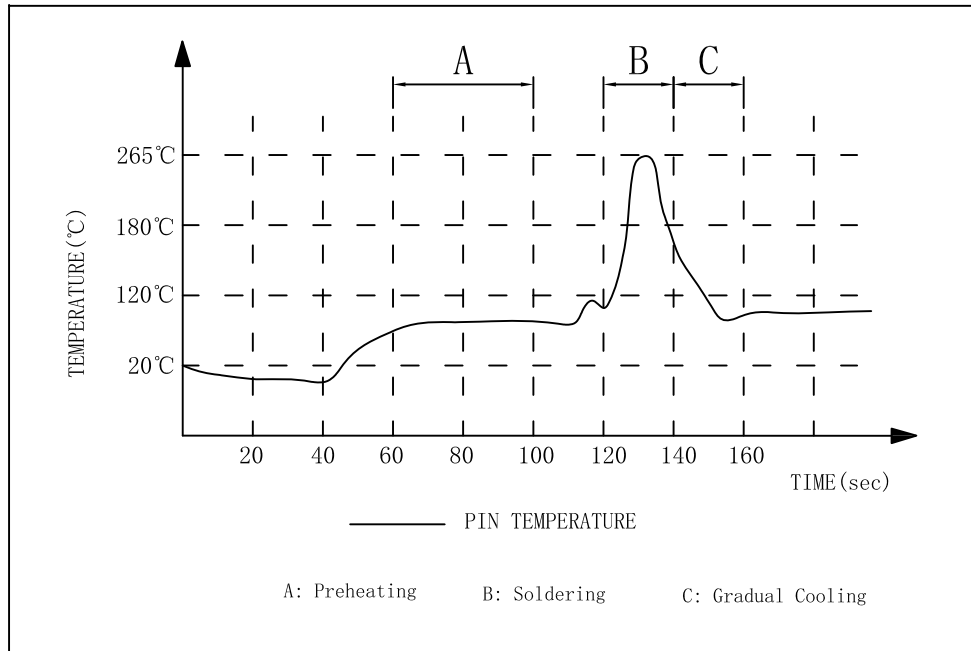


X:X	± 0.25	APPD:	Trxcom Huizhou Trxcom Electronics Co., Ltd.	
X:XX	± 0.20	CHKD:		
X:XXX	± 0.05	DR: SEA	TITLE: RJ45 Connector with 1000 Base-T Integrated Magnetics	
ANGLES	$\pm 1^{\circ}$	UNIT: mm	PART NO.: TRJG16464ADNL	
	SCALE: 2/1	SHEET: 2/4	REV: A	DWG NO.: TRC17041002

REV.	ECN NO.	DESCRIPTION	DATE	APPD
A	REL		2017-04-10	

SUGGESTED PROFILE OF WAVE SOLDER FOR ROHS PRODUCT

REV: A
 TEMP (°C): 25
 HUM (%): 65 RH

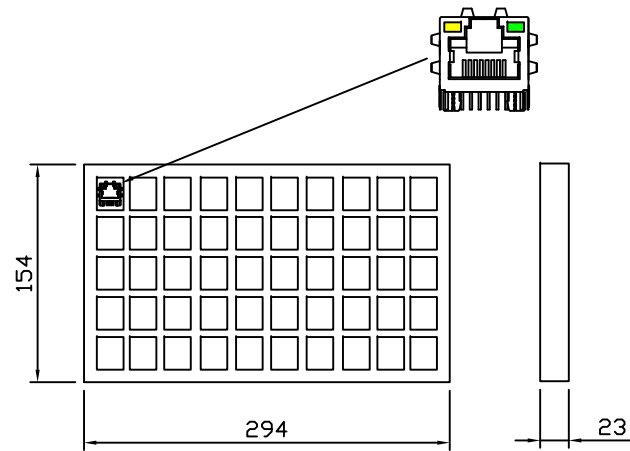


- (1) Tip Temperature: 265°C max
 - (2) Tip Temperature time: 5sec max
- Note: The melting point of Tin: 219°C

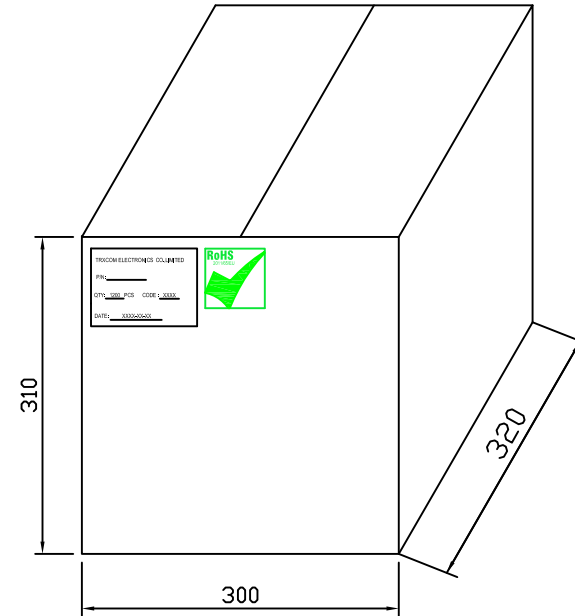
X:X ±0.25	APPD:	Trxcom
X:XX ±0.20	CHKD:	
X:XXX ±0.05	DR: SEA	TITLE: RJ45 Connector with 1000 Base-T Integrated Magnetics
ANGLES ±1°	UNIT: mm	PART NO.: TRJG16464ADNL
	SCALE: 2/1	SHEET: 3/4
	REV: A	DWG NO.: TRC17041002

Packaging:

REV.	ECN NO.	DESCRIPTION	DATE	APPD
A	REL		2017-04-10	



24Tray →



- ◆ Packaging unit :50pcs/tray
- ◆ Packaging material:PVC
- ◆ Outer carton unit:1200pcs/24tray/box
- ◆ Net Weight:8kg
- ◆ Gross Weight:10kg

X:X	±0.25	APPD:	Trxcom Huizhou Trxcom Electronics Co.,Ltd.		
X:XX	±0.20	CHKD:			
X:XXX	±0.05	DR: SEA	TITLE: 1*1 21.3 RJ45 PACKING		
ANGLES	±1°	UNIT: mm	PART NO. : TRJG16464ADNL		
		SCALE: 2/1	SHEET: 4/4	REV: A	DWG NO. : TRC17041002