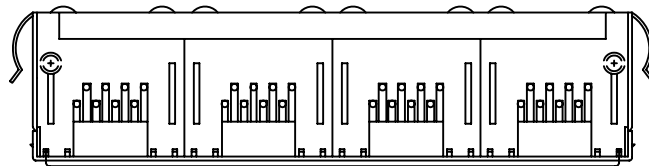
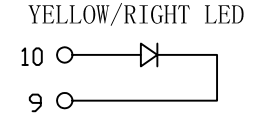
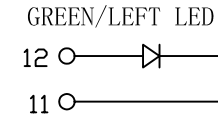
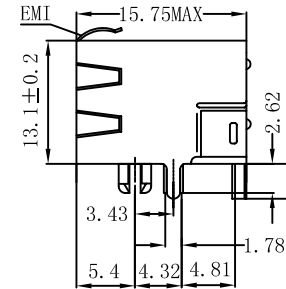
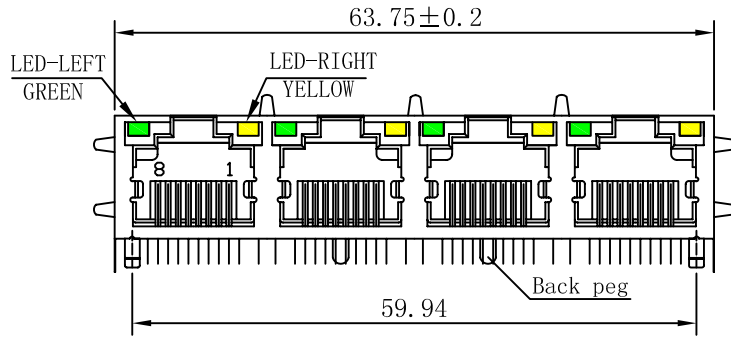


Mechanical:

REW.	ECN NO.	DESCRIPTION	DATE	APPD
A	REL		2010/07/28	



NOTES:
MATERIAL:

- | | |
|---------------------|---|
| 1. HOUSING MATERIAL | : GLASS FILLED POLYESTER UL94V-0. |
| 2. CONTACT MATERIAL | : PHOSPHOR BRONZE \varnothing 0.46mm. |
| 3. PLATING | : GOLD PLATING OVER NICKEL. |
| 4. SHIELD | : 0.23mm THICKNESS COPPER ALLOY WITH NICKEL PLATED. |
| | : OPTION |

ELECTRICAL:

- | | |
|---------------------------------------|-----------------------------|
| 1. VOLTAGE RATING | : 125VAC RMS. |
| 2. CURRENT RATING | : 1.5AMP. |
| 3. CONTACT RESISTANCE | : 30 MILLIOHMS MAX. |
| 4. INSULATION RESISTANCE | : 500MEGOHMS MIN @ 500V DC. |
| 5. DIELECTRIC WITHSTANDING RESISTANCE | : 1000V AC RMS 50Hz. 1MIN. |
| 6. UL CERTIFICATION | : FILE NUMBER E321120 |

MECHANICAL:

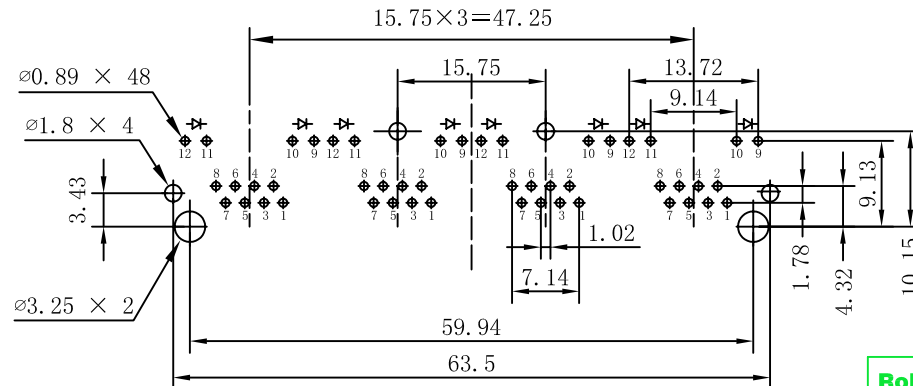
- | | |
|-----------------------------|-------------------|
| 1. DURRABILITY | : 750 CYCLES MIN. |
| 2. PCB RETENTION PRE-SOLDER | : 1LB MIN. |

GOLD PLATING:

- | | | | |
|-------------------------------------|--------------------------------|-------------------------------|------------------------------|
| GOLD FLASH <input type="checkbox"/> | 1.5U" <input type="checkbox"/> | 3U" <input type="checkbox"/> | 6U" <input type="checkbox"/> |
| 15U" <input type="checkbox"/> | 30U" <input type="checkbox"/> | 50U" <input type="checkbox"/> | |

ENVIRONMENTAL:

- | | |
|--------------|-------------------|
| 1. STORAGE | : -40°C TO +85°C. |
| 2. OPERATION | : -40°C TO +85°C. |



PC Board Layout (TOP VIEW)
Component Side Shown



The connector is an integral part of low-voltage equipment and is designed for installation (by soldering) on printed circuit boards or otherwise inside housings or enclosures

X:X	±0.20	APPD:	Trxcom	
X:XX	±0.10	CHKD:	Huizhou TRXCOM Electronics Co., LTD	
X:XXX	±0.05	DR: C. H. Y	Title: SIDE ENTRY PCB JACK WITH SHIELD	
ANGLES	±1°	UNIT: mm	PART NO.: TRJE401AHLN	
	SCALE: 1/1	SHEET: 1/1	REV: A	DWG NO.: TRC10072805