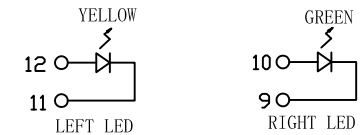
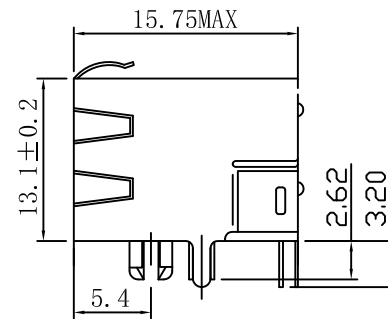
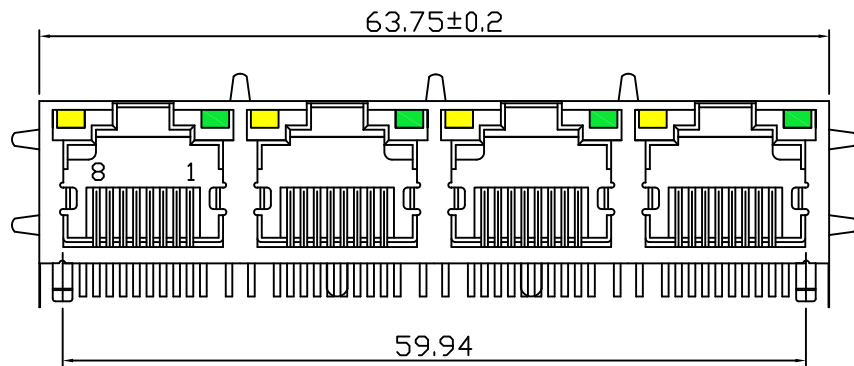
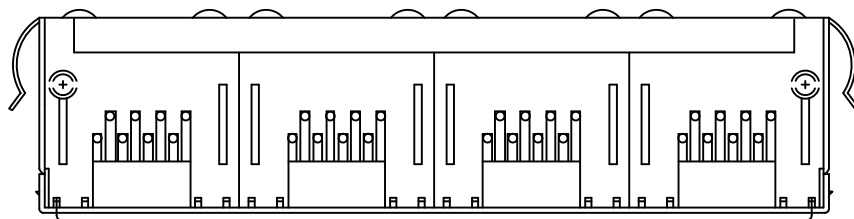


Mechanical:

REW.	ECN NO.	DESCRIPTION	DATE	APPD
A	REL		2010-07-28	



Emitting Color	λ p(nm)	V _F @I _F =20mA	I _R @V _R =5V
GREEN	565	1.8-2.4V	10 μ A max
YELLOW	585	1.8-2.4V	10 μ A max



NOTES:

Electrical:

- Voltage rating : 125 VAC RMS
- Current Rating : 1.5 AMP
- Contact resistance : 50 m Ω Max
- Insulation resistance : 500 M Ω Min @500V DC
- Dielectric strength : 1000 VAC RMS 60Hz, 1MIN.

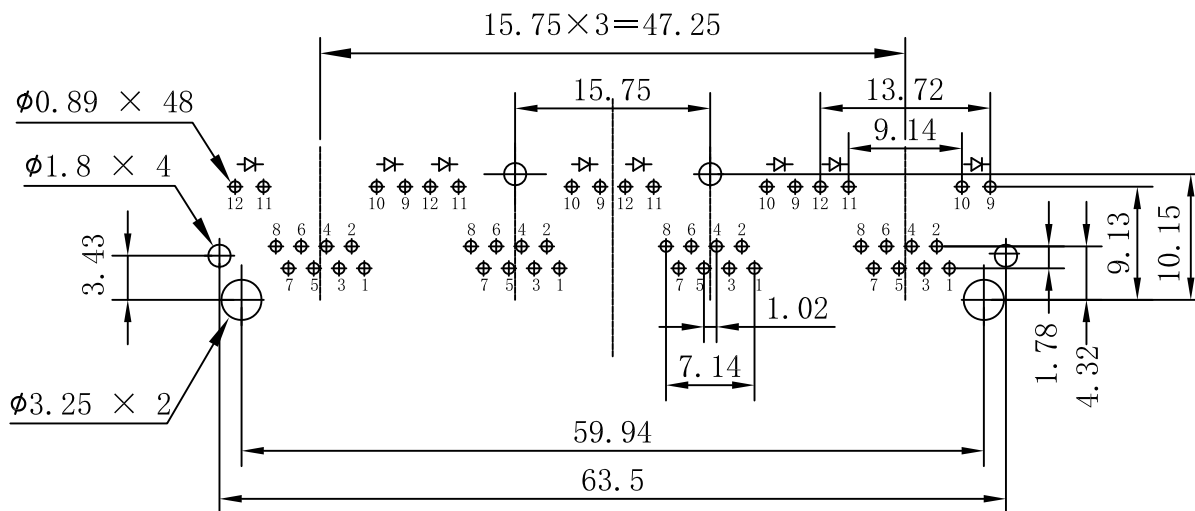


MECHANICAL:

- Housing & Insert Material : PBT UL94V-0.
- Contact Material : Diameter 0.46mm Phosphor Bronze Gold Plating Over Nickel.
- Shield : 0.20-0.25mm Thickness Brass With tin Plated
- Operating Life : 750 Cycles Min.

ENVIRONMENTAL:

- Storage : -40°C ~ +85°C
- Operation : -40°C ~ +85°C.
- Wave solder temperature : 265°C 5 Sec MAX
- UL Certification : File Number E321120.



PC Board Layout (Top View)
Component Side Shown

X:X	±0.25	APPD:	Trxcom	
X:XX	±0.20	CHKD:	Huizhou Trxcom Electronics Co., Ltd	
X:XXX	±0.05	DR: SEA	TITLE: 1x4 RJ45 Connector	
ANGLES	±1°	UNIT: mm	PART NO.: TRJE401AGNL	
	SCALE: 1/1	SHEET: 1/2	REV: A	DWG NO.: TRC10072805