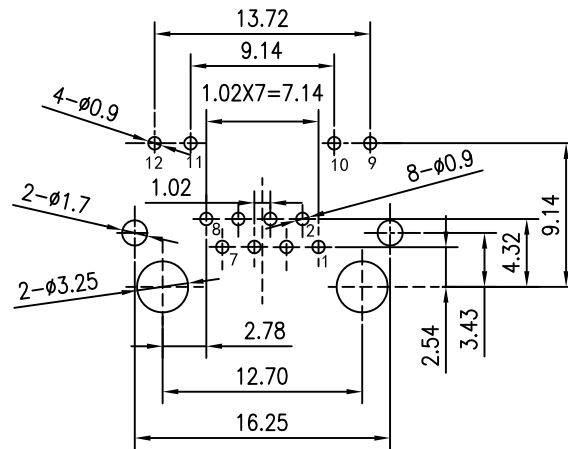
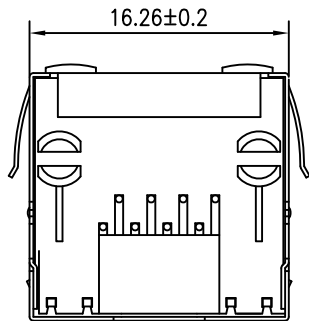
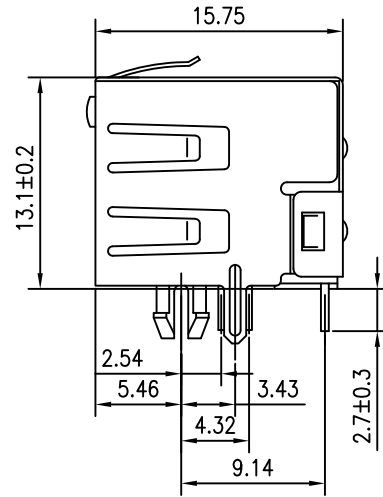
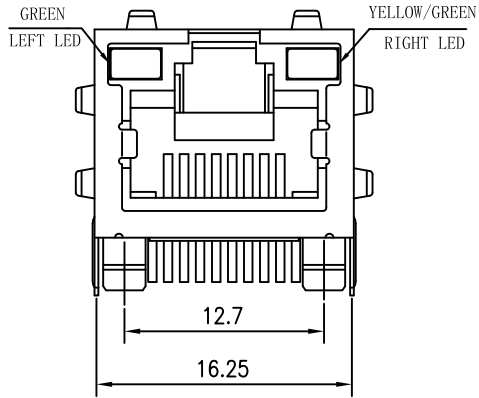


# Mechanical:



SUGGESTED PCB LAYOUT  
(TOP VIEW)

REV.	ECN NO.	DESCRIPTION	DATE	APPD
A	REL		2015-4-29	

## NOTES:

### Electrical:

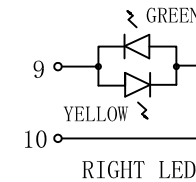
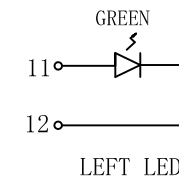
1. Voltage rating : 125 VAC RMS
2. Current Rating : 1.5 AMP
3. Contact resistance : 50 mΩ Max
4. Insulation resistance : 500 MΩ Min @500V DC
5. Dielectric strength : 1000 VAC RMS 60Hz, 1MIN.

### MECHANICAL:

1. Housing & Insert Material : PBT UL94V-0.
2. Contact Material : Diameter 0.46mm Phosphor Bronze Gold Plating Over Nickel.
3. Shield : 0.20-0.25mm Thickness Brass With tin Plated
4. Operating Life : 750 Cycles Min.

### ENVIRONMENTAL:

1. Storage : -40°C ~ +85°C
2. Operation : -40°C ~ +85°C.
3. Wave solder temperature : 265°C 5 Sec MAX
4. UL Certification : File Number E321120.



Emitting Color	λ p(nm)	VF@IF=20mA	IR @VR=5V
GREEN	565	1.8~2.6V	10 μ A max
YELLOW	585	1.8~2.6V	10 μ A max



X:X ±0.25	APPD:	<b>Trxcom</b> Huizhou Trxcom Electronics Co., Ltd.
X:XX ±0.20	CHKD:	
X:XXX ±0.05	DR: SEA	TITLE: RJ45 1*1 Connector
ANGLES ±1°	UNIT: mm	PART NO.: TRJE101AUNL
	SCALE: 2/1	SHEET: 1/1
	REV: A	DWG NO.: TRC15041648