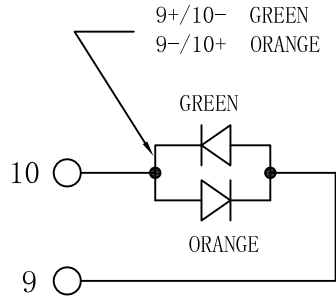
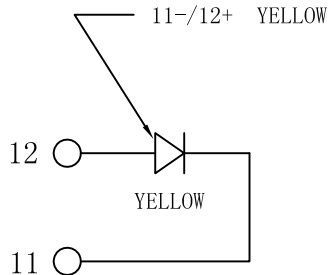


# Mechanical:

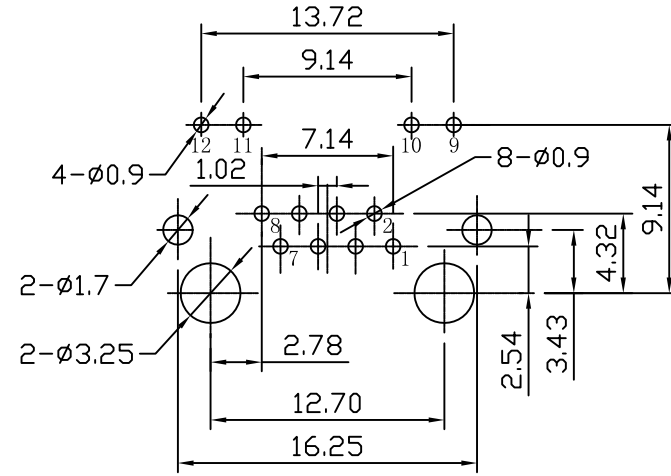
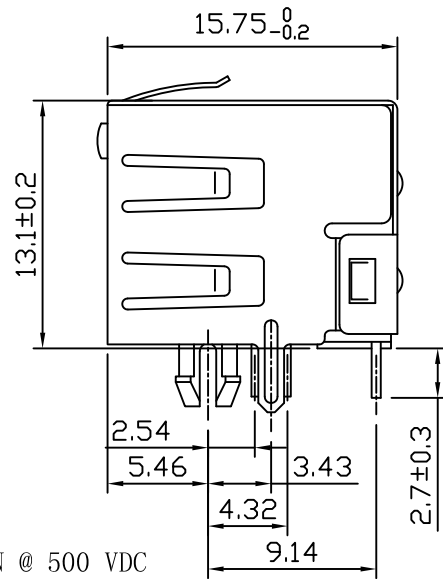
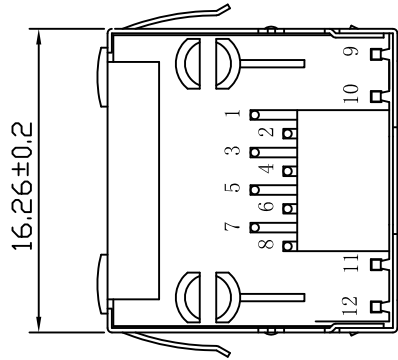
REV.	ECN NO.	DESCRIPTION	DATE	APPD
A	REL		2012/04/16	



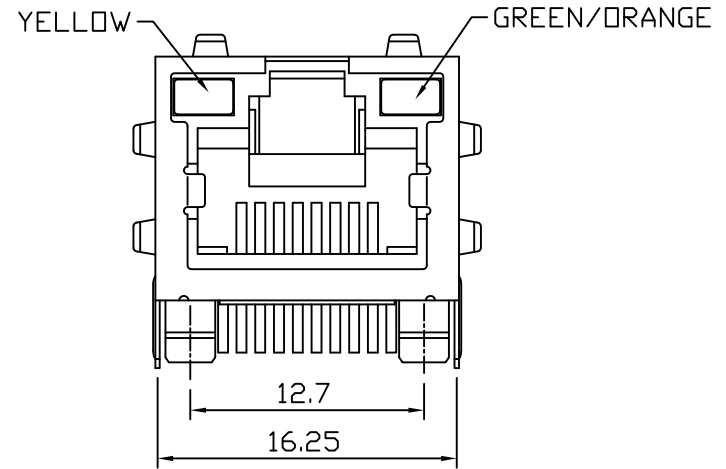
(RIGHT LED)



(LEFT LED)



PC Board Layout



## PCB JACK Specification

1. Insulation Resistance: 500M Ω MIN @ 500 VDC
2. Withstanding Voltage: AC1000V 50Hz or 60Hz 1min.
3. Durability: 600 Mating Circles MIN.
4. Gold Plating: (Gold Flash; 1.5; 3; 6; 15; 30; 50) u" inch
5. (1) Storage: -40°C to +85°C  
(2) Operation: -40°C to +85°C  
(3) Wave solder temperature: 230°C to 250°C, 5~10 Sec.
6. UL certification: file number E321120



X:X ±0.25	APPD:	Trxcom ShenZhen Trxcom Electronics Co., ltd
X:XX ±0.20	CHKD:	
X:XXX ±0.05	DR: C. H. Y	TITLE: RJ45 1x1 CONNECTOR
ANGLES ±1°	UNIT: mm	PART NO.: TRJE101A81NL
	SCALE: 2/1	SHEET: 1/1
	REV: A	DWG NO.: TRC12041612