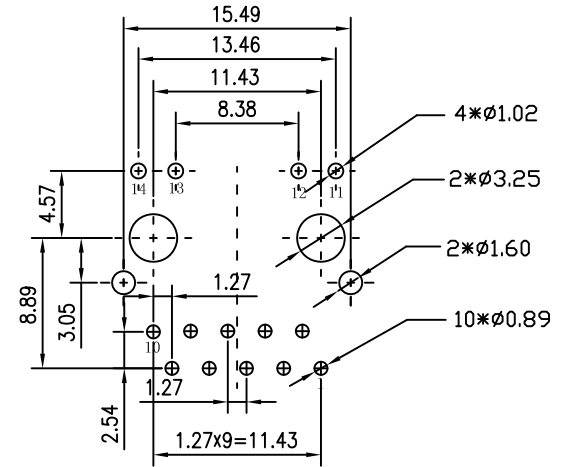
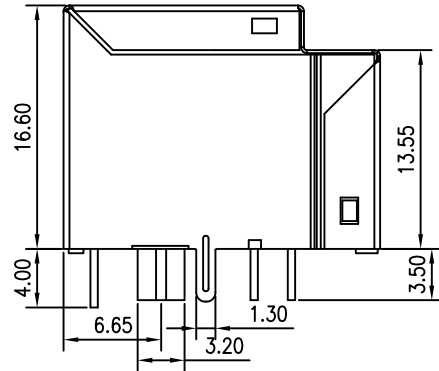
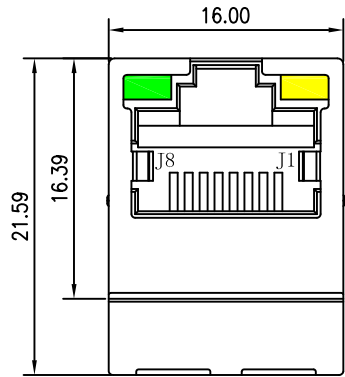
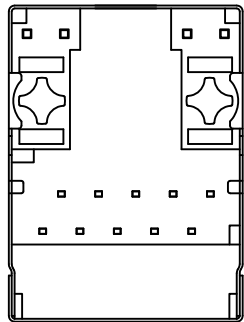


Mechanical:

REV.	ECN NO.	DESCRIPTION	DATE	APPD
A	REL		2015-05-14	



SUGGESTED PCB LAYOUT (TOP VIEW)



NOTES:

1. Meets IEEE 802.3 specification
2. Connector Materials:  
 Housing Material: Thermoplastic PBT+30%G.F UL94V-0  
 Contact Material: Phosphor Bronze C5210R-EH Thickness=0.35mm  
 Pins: Brass C2680R-H Thickness=0.35mm  
 Shield: Copper alloy Brass H65Y Thickness=0.2mm  
 Contact plating: Gold 6 micro-inches min. In contact area.
3. Wave solder tip temperature: 265°C Max, 5 Sec Max
4. UL Certification: File Number E321120

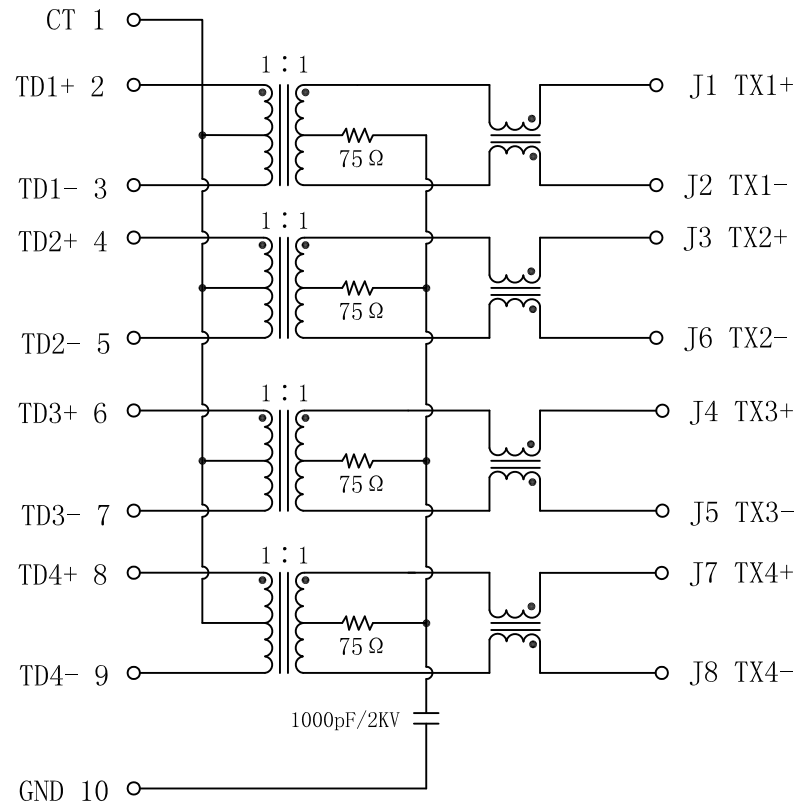


X:X	±0.25	APPD:	<b>Trxcom</b> Huizhou Trxcom Electronics Co., Ltd.	
X:XX	±0.20	CHKD:		
X:XXX	±0.05	DR: GRANT	TITLE: Vertical RJ45 Connector with 1000 Base-TX Integrated Magnetics	
ANGLES	±1°	UNIT: mm	PART NO.: TRJD4720BENL	
	SCALE: 2/1	SHEET: 1/4	REV: A	DWG NO.: TRC15051423

# Schematic:

REV.	ECN NO.	DESCRIPTION	DATE	APPD
A	REL		2015-05-14	

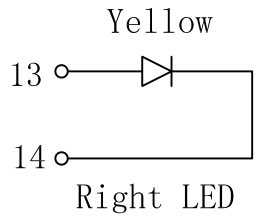
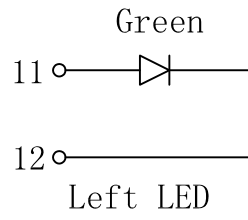

PCB CONNECTIONS



RJ45 CONNECTOR

## ELECTRICAL SPECIFICATIONS @25°C

- Turn Ratio( $\pm 3\%$ ):  
TX=1CT:1CT      RX=1CT:1CT
- Inductance OCL:  
350uH MIN @ 100KHz 0.1V 8mA DC Bias
- DCR:  
1.2Ω MAX
- Insertion Loss:  
-1.0dB MAX @ 1-100MHz
- Return Loss:  
-18dB MIN @ 1-30MHz  
-15dB MIN @ 30-60MHz  
-12dB MIN @ 60-100MHz
- Cross talk:  
-40dB MIN @ 1-30MHz  
-35dB MIN @ 30-60MHz  
-30dB MIN @ 60-100MHz
- Common Mode Rejection:  
-30dB MIN @ 1-50MHz  
-20dB MIN @ 50-100MHz
- Hipot Test:1500Vrms
- Operating Temperature Range: -40°C TO +85°C



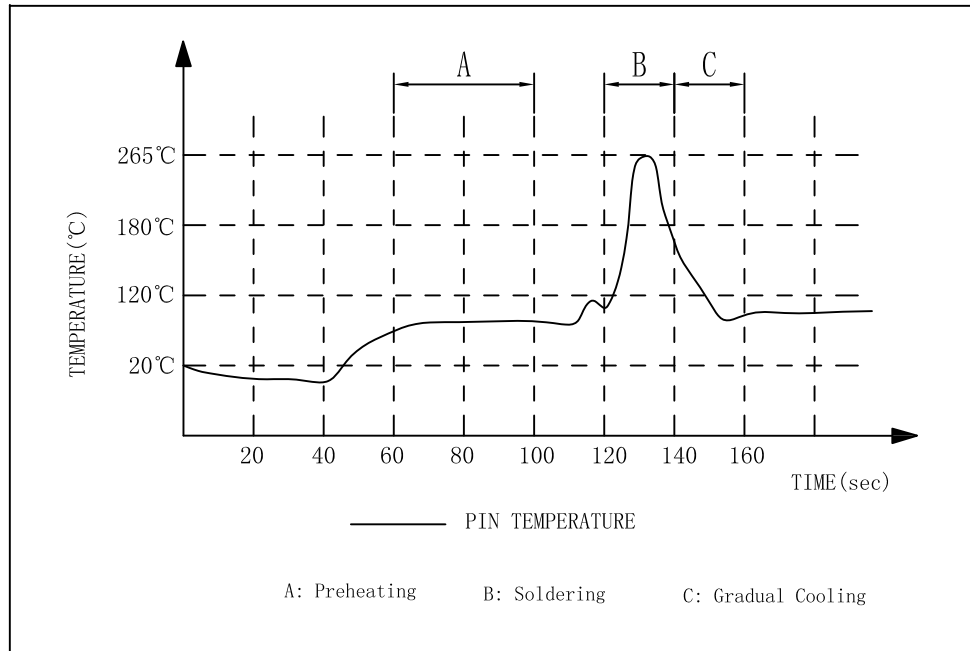
Emitting Color	$\lambda$ p(nm)	VF@IF=20mA	IR @VR=5V
Green	570	1.8~2.4V	10 $\mu$ A max
Yellow	590	1.8~2.4V	10 $\mu$ A max

X:X	$\pm 0.25$	APPD:	<b>Trxcom</b>	
X:XX	$\pm 0.20$	CHKD:	Huizhou Trxcom Electronics Co.,Ltd.	
X:XXX	$\pm 0.05$	DR: GRANT	TITLE: Vertical RJ45 Connector with 1000 Base-TX Integrated Magnetics	
ANGLES	$\pm 1^\circ$	UNIT: mm	PART NO.: TRJD4720BENL	
	SCALE: 2/1	SHEET: 2/4	REV: A	DWG NO.: TRC15051423

REV.	ECN NO.	DESCRIPTION	DATE	APPD
A	REL		2015-05-14	

SUGGESTED PROFILE OF WAVE SOLDER FOR ROHS PRODUCT

REV: A  
 TEMP(°C): 25  
 HUM(%): 65 RH

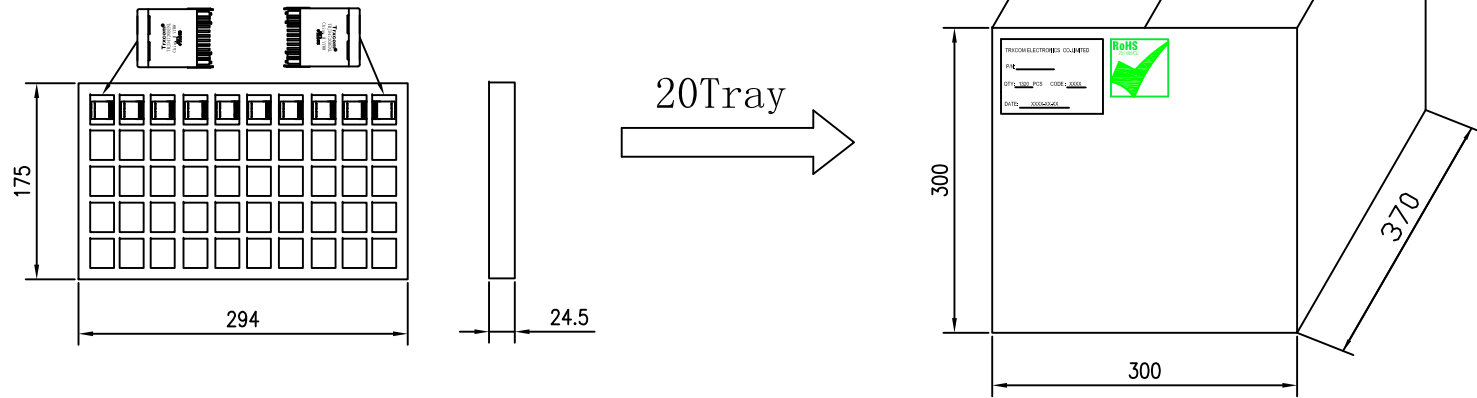


- (1) Tip Temperature: 265°C max
  - (2) Tip Temperature time: 5sec max
- Note: The melting point of Tin: 219°C

X:X ±0.25	APPD:	<b>Trxcom</b>
X:XX ±0.20	CHKD:	
X:XXX ±0.05	DR: GRANT	TITLE: Vertical RJ45 Connector with 1000 Base-TX Integrated Magnetics
ANGLES ±1°	UNIT: mm	PART NO.: TRJD4720BENL
	SCALE: 2/1	SHEET: 3/4
	REV: A	DWG NO.: TRC15051423

Packaging:

REV.	ECN NO.	DESCRIPTION	DATE	APPD
A	REL		2015-05-14	



- ◆ Packaging unit :50pcs/tray
- ◆ Packaging material:PVC
- ◆ Outer carton unit:1000pcs/20tray/box
- ◆ Net Weight:7kg
- ◆ Gross Weight:9kg

X:X ±0.25	APPD:	<b>Trxcom</b> Huizhou Trxcom Electronics Co.,Ltd.
X:XX ±0.20	CHKD:	
X:XXX ±0.05	DR: GRANT	TITLE: 1*1 21.59 Vertical RJ45 PACKING
ANGLES ±1°	UNIT: mm	PART NO. : TRJD4720BENL
	SCALE: 2/1	SHEET: 4/4
	REV: A	DWG NO. : TRC15051423