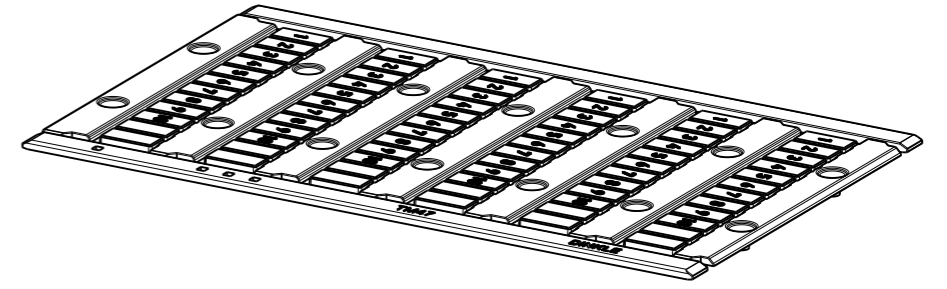
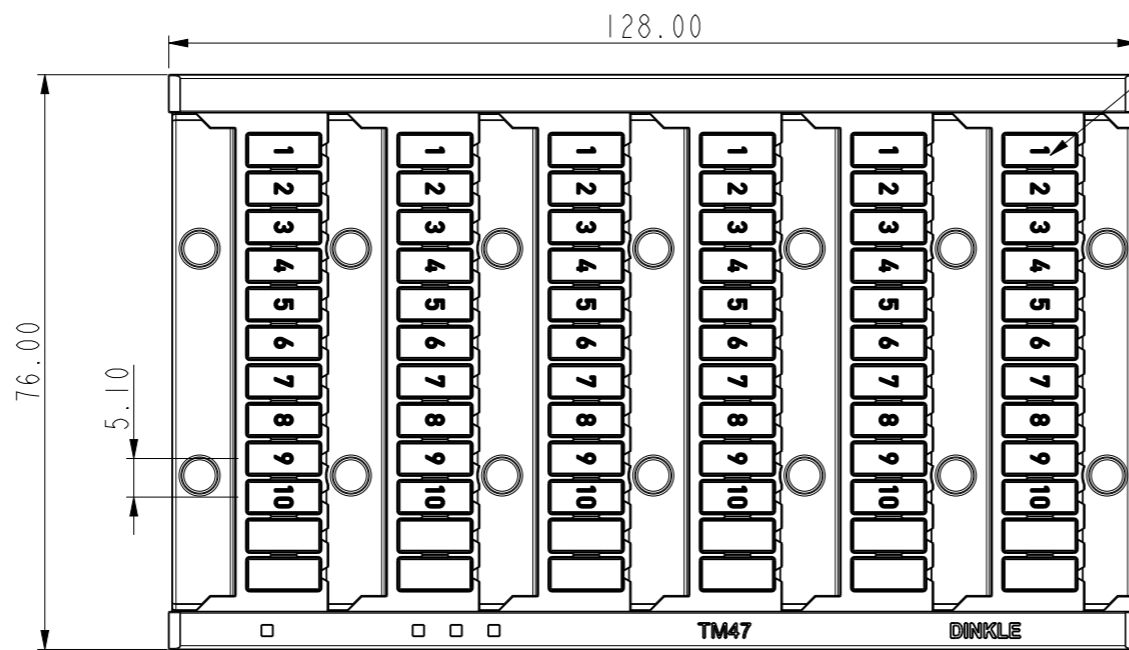
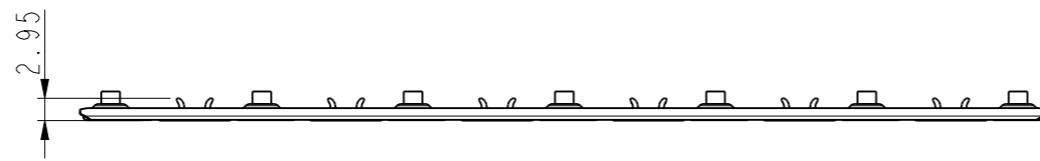
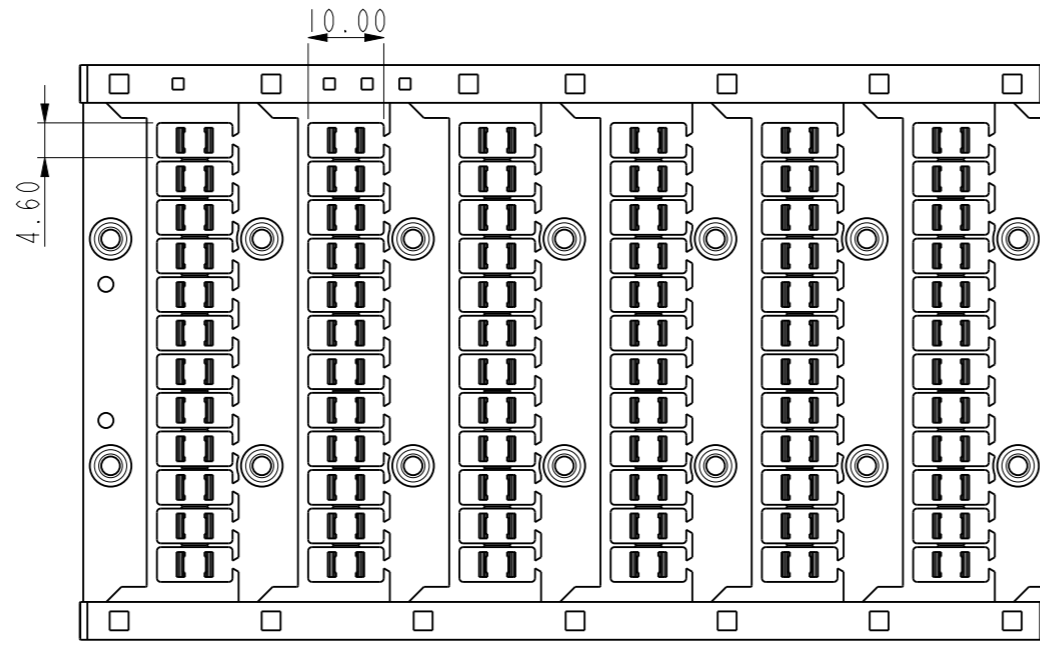


DINKLE has proprietary right to these drawings and specifications hereon, it shall not be reproduced or used as the basis for the manufacture of devices without permission. User should verify drawings are the most recent version.  
Copyright © DINKLE Enterprise Co., Ltd. All Rights reserved.



NOTES:  
1. RoHS compliance  
2. Printing in black. The font is DIN-1451, font size: 15.

Total Pitch Tolerances		Normal dimension Tolerances	
0~30	±0.20	0~30	±0.25
over 30~53	±0.25	over 30~53	±0.30
over 53~70	±0.30	over 53~70	±0.35
over 70~90	±0.35	over 70~90	±0.44
over 90~115	±0.44	over 90~115	±0.55
over 115~150	±0.55	over 115~150	±0.70
over 150~200	±0.70	over 150~200	±0.85
over 200~250	±0.85	over 200~250	±1.00
over 250~320	±1.00	over 250~320	±1.20

VI	2				
REV.		CONTENT	DRW.	DATE	

ITEM	MARKING LABEL	PC	UL94-V2 WHITE
ITEM	NAME OF PART	MATERIAL	NOTES
DRW.	jinyang.li	DATE	2020-05-11
CHK.	Lj.Liang	DATE	2020-05-11
APP.	Webb.Liu	DATE	2020-05-11
GENERAL TOLERANCE			
SPECIFICATION FILE			
DRAWING TYPE			SP-03
PART NO.	<b>TM47W-FH01</b>		
<b>DINKLE ENTERPRISE CO., LTD.</b>		UNITS	mm
		SCALE	1:1
		THIRD ANGLE PROJECTION	
		SHEET/OF	1/1