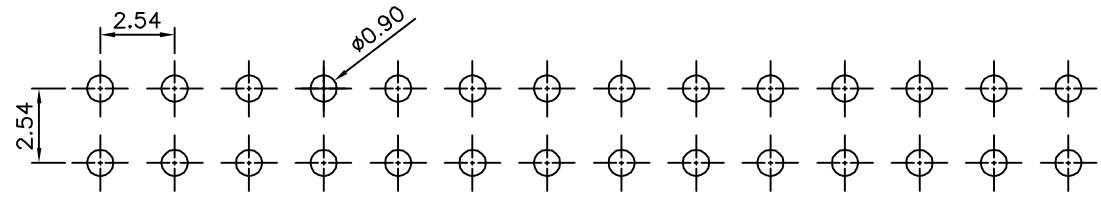



△ SPECIFICATION

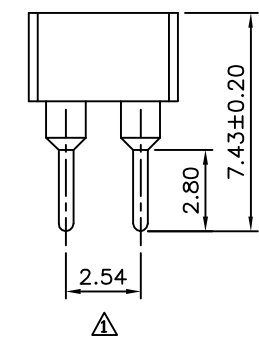
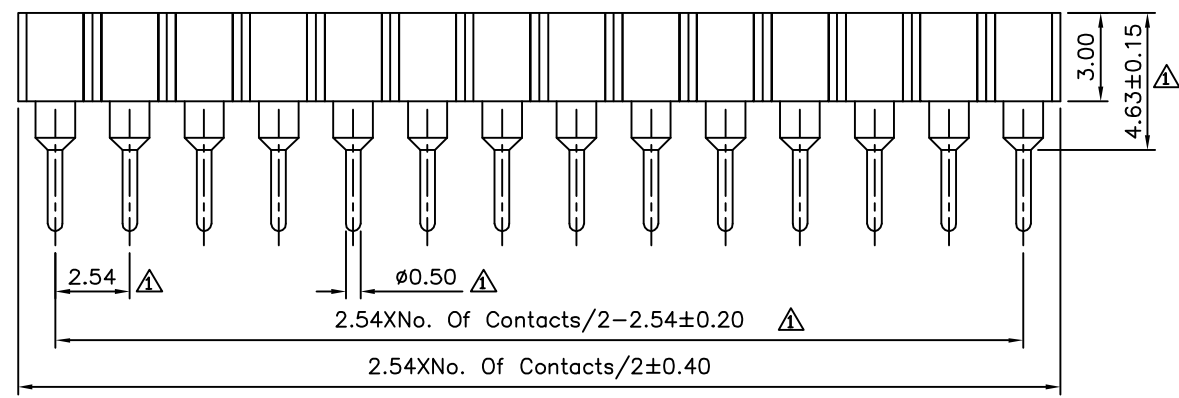
Current Rating: 3 Amps/Contact Max.
 Contact Resistance: 4 Milliohms Max./Contact
 Insulation Resistance: 1000 Megaohms Min. At 100V
 Operating Voltage: 60V AC/DC
 Average Insertion Force With Steel Pin Of $\phi 0.43\text{mm}$: <75g
 Average Withdrawal Force With Steel Pin Of $\phi 0.43\text{mm}$: >25g Min.
 Mechanical Life Cycle: 200 Min.
 Operating Temperature: Gold Plated: $-55^{\circ}\text{C}\sim+105^{\circ}\text{C}$
 Tin Plated: $-40^{\circ}\text{C}\sim+105^{\circ}\text{C}$
 Soldering Temperature: $+260^{\circ}\text{C}$, 10s Max.
 Pin(Outer Sleeve): Brass, Machined CuZn38Pb2,
 Tin Plated Over Nickel
 Clip(Contact 6 Finger): Beryllium Copper, Heat Treated,
 Gold Plated Over Nickel
 Insulator: PPS(UL94V-0), Black
 RoHS Compliant



△ Recommended P.C.B. Layout



△



AUK A MEMBER OF AUK GROUP
太聯事業股份有限公司
AUK CONTRACTORS CO., LTD.

CATEGORY		APPROVED BY	
PART No. \triangle SS2XXX-HH		MEI	
DRAWING No. SS2XXX-HH		CHECKED BY HZF	
SCALE NONE		DRAWING BY SONG	
REV.	A1	UNIT mm	

UNLESS OTHERWISE SPECIFIED TOLERANCES ARE				
\triangle	X	± 0.50		
\triangle	X	± 0.30		
\triangle	XX	± 0.20		
\triangle	.XXX	± 0.10		
\triangle	ANG.	$\pm 5^{\circ}$		
\triangle	A1	Modify P/N: SS2XXX --> SS2XXX-HH	HZF	08/23/2011
\triangle	A0	NEW RELEASE	BECKY	12/22/2005
NO. REV.	REVISIONS		CHK	DATE