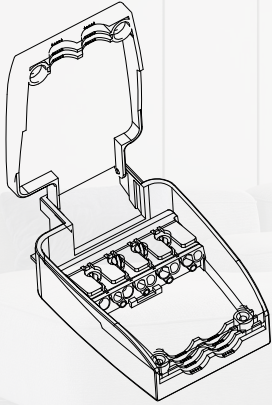


## Strain Relief Series

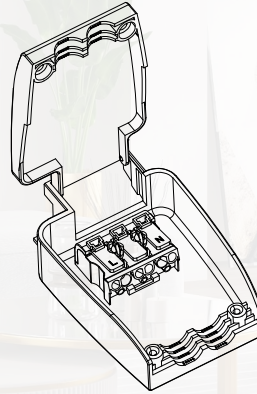
Product code: SR\_CC21\_30\_44\_3POL\_Intalled  
SR\_CC21\_30\_44\_5POL\_Intalled

- Innovative accessory, enables easy independent installation of compatible plastic case compact LED drivers and looping of the input cables
- Easy installation with screwless cable clamps
- Sturdy structure, compatible with cables of different thickness

IEC Halogen free





SR\_CC21\_30\_44\_5POL\_Intalled



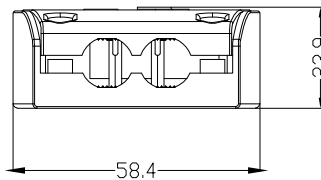
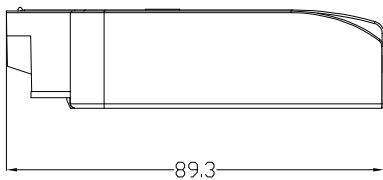
SR\_CC21\_30\_44\_3POL\_Intalled

## PACKAGE CONTENTS

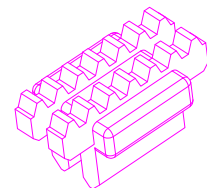
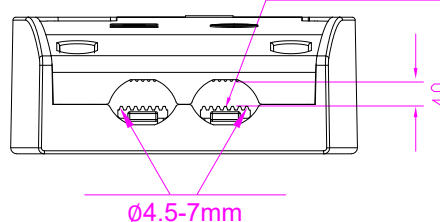
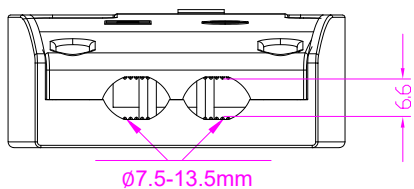
One set of Large side cover strain relief consists of the following parts:

- Cover part
- Bottom part
- Looping connector
- Two screw, two crimping plates
- Have a   symbol.
- Pre-cut wires for looping connector wiring inside the strain relief (available on request)
- For Active+ / Freedom drivers, the Large side cover model available with 2 pre-cut wires and 3-pole looping connector for optimal sensor / control unit / Node cable installation

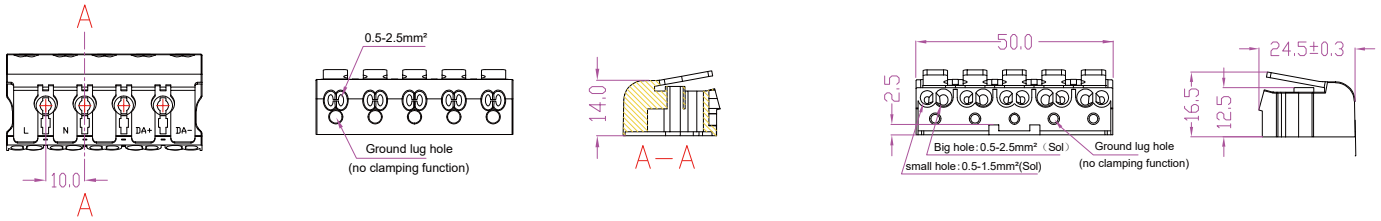
## DIMENSIONS



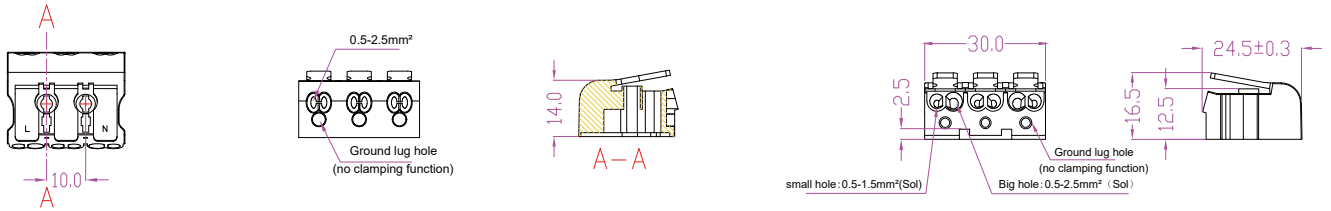
Tolerance for dimensions  $\pm 0.1$  mm



## Terminal



5 - pole connector for DA / CC



3 - pole connector for Active+ /

## MATERIALS AND CONDITIONS

### Material Specifications

Material type	Polycarbonate
Fire retardant	Yes
UV protected	Yes
Colour	White, RAL 9016
Halogen free according to	IEC 61249-2-21

### Conformity & Standards

Luminaires - Part 1: General requirements and tests	IEC 60598-1:2020 EN IEC 60598-1:2021+A11:2022
Luminaires. Part 2: Particular requirements. Section One: Fixed general purpose luminaires	IEC 60598-2-1:2020

Compliant with relevant EU directives, CE marked, RoHS/REACH compliant.

### Mechanical, Operating & Storage Conditions

Driver cross-section dimensions: 57.4-59.4 x 22.9-24.9 mm  
 Process: Injection molding  
 Material: PC  
 Wire size (Independent) : 0.75 - 2.5 mm<sup>2</sup>  
 Ambient temperature range: -10...+45 °C  
 Storage temperature range: -40...+85 °C  
 Assembly temperature range: +5...+30 °C  
 Do not store in wet or humid environment!

\* Unless otherwise stated in the driver datasheet (for independent installation). Note! T<sub>c</sub> max temperature of the driver shall not be exceeded.




## Application considerations

Large side cover strain reliefs enable the independent installation of certain Helvar plastic case compact LED drivers with input cable looping. Please always take specific requirements into account before installing and using the strain reliefs.

## ASSEMBLY INSTRUCTIONS

Please refer to separate Installation guide, available on product website's Download & Links section, for instructions of how to install the Large side cover strain reliefs to the driver.

## Suitability for different KGP LED drivers

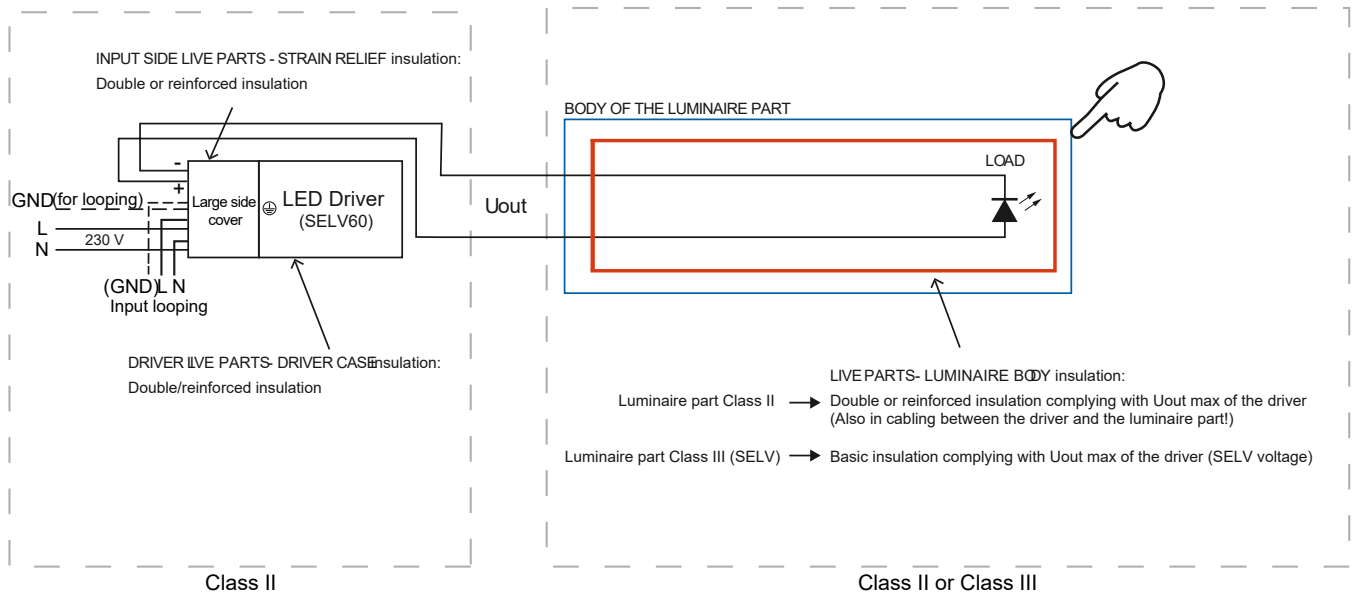
KGP CC44:CC44W300-1050 DALI NFC, CC44W300-1050 NFC   
 CC44W300-1050 DALI, CC44W300-1050   
 CC44W700-1050 DALI 



KGP CC21:CC21W150-500 DALI, KGP CC30:CC30W350-700 DALI 



The above mentioned KGP compact LED drivers are Class II devices that have double or reinforced insulation between live electrical parts and accessible parts of the driver and no earthing terminal. However, if present in the input cable, the earthing (GND) can be looped in the input looping connector to the next driver or device.

When installing above mentioned Helvar Class II drivers independently with SR\_CC21\_30\_44 Large side cover strain reliefs, these drivers have isolated SELV output. The accessible parts of both the cabling and the luminaire part must have then basic isolated according to Uout max of the driver (SELV voltage). In addition to this, the operating conditions of the driver in independent installation may never exceed the specifications as per the product datasheet.

Required insulations illustrated in the figure below. It is always the integrator's responsibility to ensure that the combination of the driver and the luminaire part complies with the relevant safety standards (e.g. IEC / EN 60598-1).



Because of the regulations, the Class II drivers designed for built-in usage, marked with symbol , must be marked with the symbol of  (double square) when fitted with accessories making it suitable for independent installation.

Thus, when installing the SR\_CC21\_30\_44 Large side cover strain reliefs to Class II KGP drivers marked with the symbol , The drive casing or strain relief device must have a  symbol on it.

Attach the sticker, when using the Large side cover strain relief with the following drivers:

CC21W150-500 DALI	CC30W350-700 DALI	CC44W300-1050 DALI NFC
CC44W300-1050 NFC	CC44W300-1050 DALI	CC44W300-1050
CC44W700-1050 DALI		

**LIMITATION OF LIABILITY. ALWAYS CHECK AND FOLLOW EXACT REGULATIONS FROM LATEST RELEVANT IEC/EN STANDARDS.**

## Thermal considerations

The Large side cover strain reliefs are designed and tested to comply with the luminaire standard EN IEC 60598-1:2021 +A11:2022 where applicable. When combining the strain reliefs and drivers for independent installation of the drivers, it is always the re-sponsibility of the integrator to ensure that the combination complies with the relevant standards (e.g. IEC / EN 60598-1).

Thermal design of the luminaire system is important for the safety, reliability and lifetime of the system. Datasheets give guidelines what range of ambient temperature is recommended for the driver in built-in and in independent usage, but in both environments it is always the responsibility of the integrator to ensure that the Tc point temperature does not exceed the Tc max temperature specified in the product datasheet.

## Installation, mechanical and chemical considerations

- Do not assemble the Large side cover strain reliefs into place in cold environments (<5°C)
- When installing the strain reliefs, refer to the separate installation guide
- The protection class of the final installation must be adequate for the application
- While handling the strain reliefs avoid excess mechanical stress or pressure applied to them
- Avoid dropping of the strain reliefs
- Mechanical modifications (drilling, milling, sawing or cutting of the strain reliefs) are not permitted

Chemical substances may cause damage to the Large side cover strain reliefs.

Avoid materials and substances containing:

- Acetone, ketones, ethers, and aromatic and chlorinated hydrocarbons
- Aqueous or alcoholic alkaline solutions, ammonia gas and its solutions and amines

Do not expose Large side cover strain reliefs to steamy environments.

## Safety Tips:

1. Please keep this equipment away from humidity;
2. The external cable at input and output shall be installed by a qualified electrician, the current of each load and total output power of all loads shall not be over the specified as label value
3. for safety reason, the equipment should only be opened by qualified technician;
4. If one of the following situations occurred, get the equipment checked by a qualified technician;
  - a- Liquid has penetrated into the equipment;
  - b- The equipment has been exposed to moisture;
  - c- The equipment does not work well or you can not get it work according to the user manual;The equipment has dropped and damaged;
  - d- If the equipment has obvious sign of breakage.
5. The product only can connected with LED module only;
6. Between the primary terminal and the secondary terminal satisfy reinforced insulation;
7. The product is classified as SELV independent controlgear.
8. Do not dispose of electrical appliances as unsorted municipal waste, use separate collection facilities. Contact your local government for information regarding the collection systems available. If electrical appliances are disposed of in landfills or dumps, hazardous substances can leak into the groundwater and get into the food chain, damaging your health and well-being.

Standard cable clamp (secondary) : SR\_CC21\_30\_44\_Intalled

3 pol. cable clamp (cable clamp incl. connector) : SR\_CC21\_30\_44\_3POL\_Intalled (on/off driver) SR\_CC53\_3POL\_Installed  
SR\_CC15-23-36\_3POL\_Intalled (on/off driver)

5 pol. cable clamp (cable clamp incl. connector) : SR\_CC21\_30\_44\_5POL\_Intalled (dali driver) SR\_CC53\_5POL\_Installed  
SR\_CC15-23-36\_5POL\_Intalled(on/off driver)