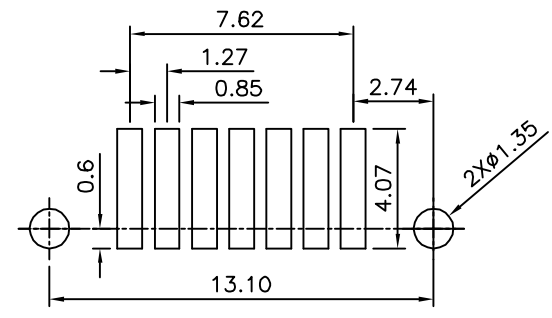
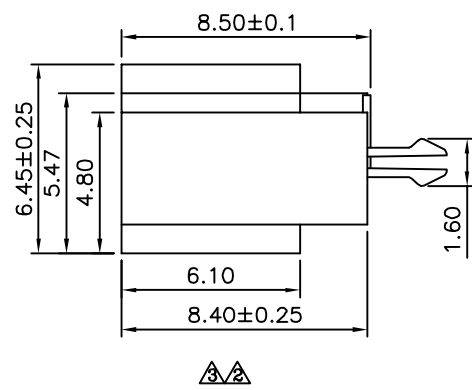
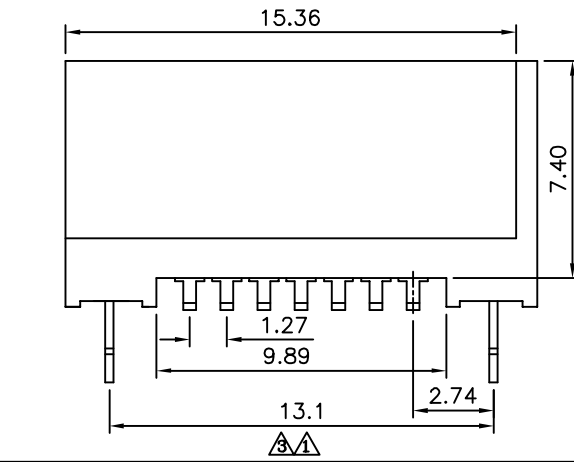
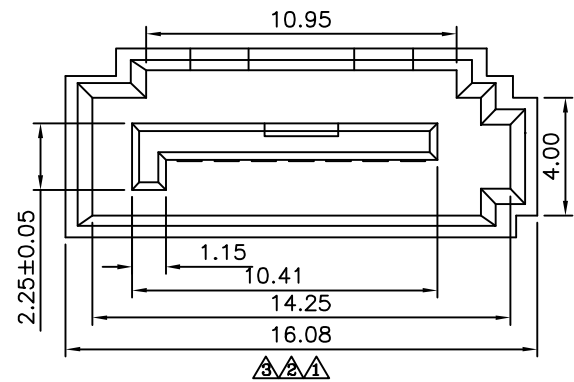
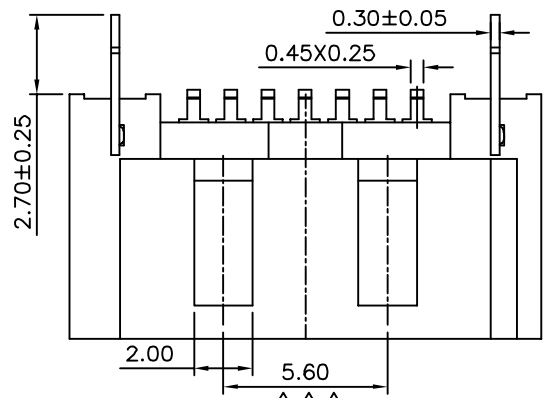


△△ SPECIFICATION

Current Rating:1.5 A
 Operation Voltage:100V AC Max.
 Dielectric Withstand Voltage:500V AC
 Contact Resistance:30 Milliohms Max.
 Insulation Resistance:1000 Megaohms Min.
 Temperature Range:-25°C~+85°C
 Insulator:LCP+30%G.F.(UL94V-0),Black
 Contact:Brass
 Peg:Brass,Tin Plated On Solder Tails Over Nickel
 RoHS Compliant

△ SATA 07 P V Z - Q A - X - H
 (1) (2) (3) (4) (5) (6) (7) (8) (9)

- (1) SATA:Serial ATA Series
- (2) 07:No. Of Position
- (3) P:Male
- (4) V:SMT Straight
- (5) Z:With Boardlock
- (6) Q:Four Wall
- (7) A:Parallel Type
- (8) X:Contact Finish
 Blank:Gold Flash On Contact Area,Tin Plated On Solder Tails,Over Nickel
 S15:Gold Plated 15u" On Contact Area,Tin Plated On Solder Tails,Over Nickel
- (9) H:RoHS Compliant



△△ Recommended P.C.B. Layout(Top View)
 (PCB Board Tolerance±0.05)

AUK A MEMBER OF AUK GROUP
太聯事業股份有限公司
AUK CONTRACTORS CO., LTD.

CATEGORY		APPROVED BY		UNLESS OTHERWISE SPECIFIED TOLERANCES ARE X. ±0.25 △ X.* ±2" .X ±0.20 △ .X* ±1.5" .XX ±0.15 △ .XX* ±1" .XXX ±0.10 △ .XXX* ±0.5"				
PART No. △ SATA07PVZ-QA-X-H		MEI			△ A3	Modify Data	HZF	10/06/2015
DRAWING No. SATA07PVZ-QA-X-H		CHECKED BY		△ A2	Modify Data	HZF	02/27/2013	
SCALE		DRAWING BY		△ A1	Modify P/N: SATA07PVZ-QA-SXX-H --> SATA07PVZ-QA-X-H	HZF	10/11/2011	
SCALE	NONE	REV.	A3	△ A0	NEW RELEASE	HZF	02/25/2011	
				NO. REV.	REVISIONS	CHK	DATE	