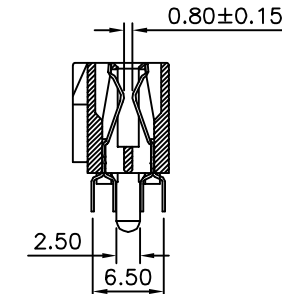
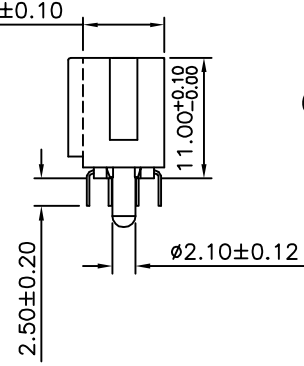
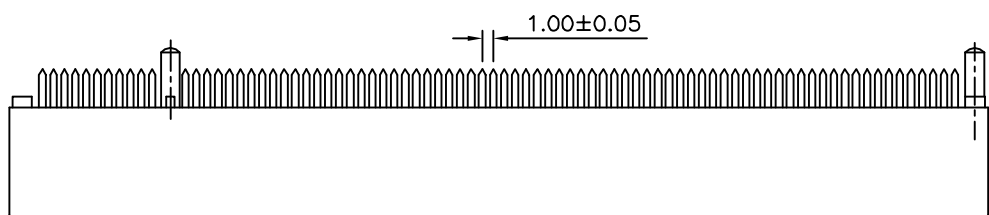
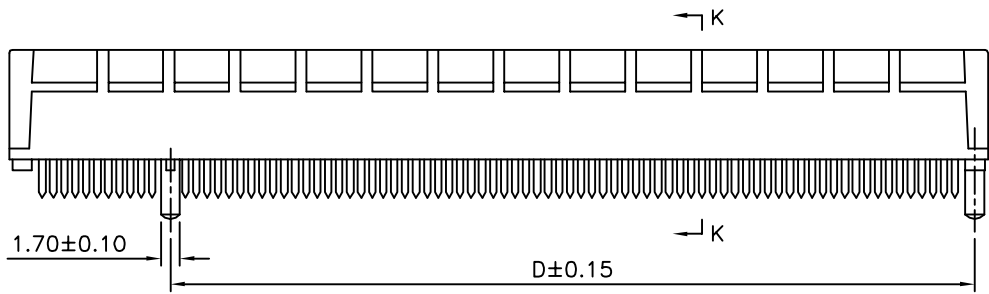
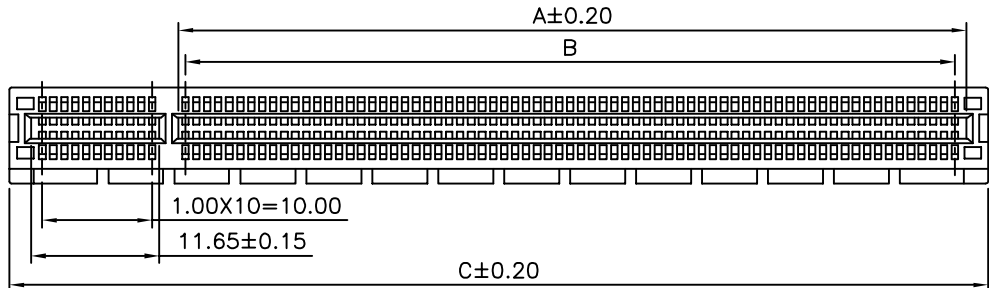


△ SPECIFICATION

Withstand Voltage:500V AC For 1 Minute
 Contact Resistance:30 Milliohms Max.
 Insulation Resistance:1000 Megaohms Min.
 Operation Temperature Range:-55°C~+85°C
 Contact Insertion Force:0.115Kg Max. Per Contact Pair
 Contact Withdrawal Force:0.015Kg Min. Per Contact Pair
 Terminal Retention Force(In Housing):0.5Kg Min. Per Terminal
 Housing:PA66+G.F.,Black
 Contact:Brass
 RoHS Compliant

△ PCIE XXX D - SXX - H
 (1) (2) (3) (4) (5)

- (1) PCIE:1.0 PCI Express Edge Slot
- (2) XXX:No. Of Position
- (3) D:DIP Straight
- (4) SXX:Contact Finish
 Blank:Gold Flash On Contact Area
 Tin Plated On Solder Tails,Over Nickel
 S15:Gold Plated 15u" On Contact Area
 Tin Plated On Solder Tails,Over Nickel
 S30:Gold Plated 30u" On Contact Area
 Tin Plated On Solder Tails,Over Nickel
- (5) H:RoHS Compliant



Pin	A	B	C	D
36	7.65	6.00	25.00	9.15
64	21.65	20.00	39.00	23.15
98	38.65	37.00	56.00	40.15
164	71.65	70.00	89.00	73.15

AUK A MEMBER OF AUK GROUP
太聯事業股份有限公司
AUK CONTRACTORS CO., LTD.

CATEGORY		APPROVED BY EMILY		UNLESS OTHERWISE SPECIFIED TOLERANCES ARE .X ±0.20 .XX ±0.10 .XXX ±0.001 ANG. ±3°
PART No. PCIEXXXD-SXX-H		CHECKED BY HZF		
DRAWING No. PCIEXXXD-SXX-H		DRAWING BY WSS		
SCALE	NONE	REV.	A2	
UNIT	mm			NO.REV.

NO.	REV.	REVISIONS	CHK	DATE
△ A2		Modify P/N:PCIEXXXD-H-->PCIEXXXD-SXX-H	HZF	02/22/2012
△ A1		Modify Spec.	HZF	05/20/2011
△ A0		NEW RELEASE	HZF	07/07/2008