

# SPECIFICATION

Customer: \_\_\_\_\_

Item: \_\_\_\_\_ Crystal Unit

Type: \_\_\_\_\_ NX3225SA

Nominal Frequency: \_\_\_\_\_ 8.000 MHz

Customer's Spec. No.: \_\_\_\_\_

NDK Spec. No.: \_\_\_\_\_ NX3225SA-8MHz S1-40125-15050-8

Receipt
---------

Revision Record						
Rev.	Date	Items	Contents	Approved	Checked	Drawn
---						

1. Customer's Spec. No.

:

2. NDK Spec. No.

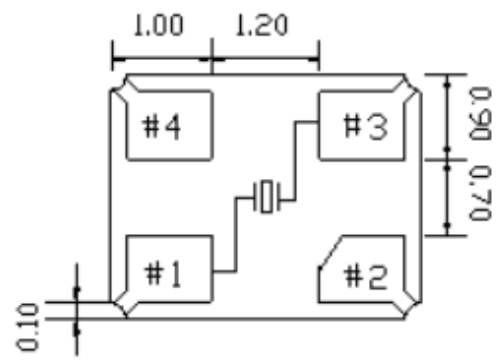
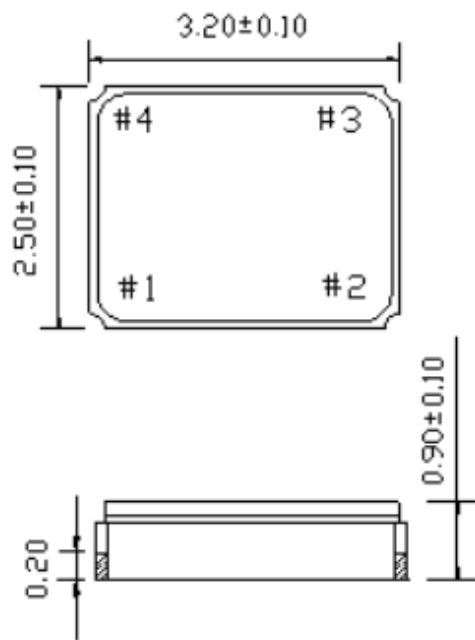
: NX3225SA-8MHZ-S1-40125-15050-8

3. Type

: NX3225SA

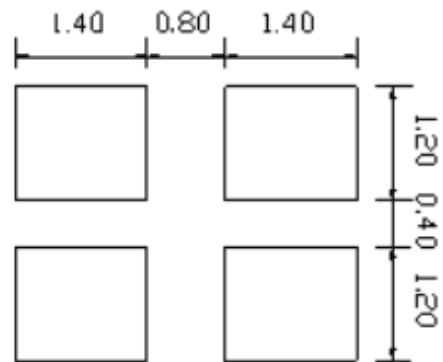
#### 4. Electrical Specifications

	Parameters	SYM.	Electrical Spec.				Notes
			min	typ	max	Units	
1	Nominal frequency	f <sub>nom</sub>	8.000			MHz	
2	Overtone order	-	Fundamental			-	
3	Frequency tolerance	-	-50	-	+50	×10 <sup>-6</sup>	at + 25°C
4	Frequency versus temperature characteristics	-	-150	-	+150	×10 <sup>-6</sup>	at -40~+125°C The reference temperature shall be +25°C
5	Frequency Aging(at +25°C)	-	-2	-	+2	×10 <sup>-6</sup>	years
6	Equivalent resistance	-	-	-	500	Ω	IEC PI-network/Series
7	Load capacitance	C <sub>L</sub>	-	8	-	pF	
8	Level of drive	-	-	10	250	μW	
9	Shunt Capacitance	C <sub>o</sub>	-		3.0	pF	
10	Motional Capacitance	C <sub>1</sub>			N/A	fF	
11	Operating temperature range	T <sub>opr</sub>	-40	-	+125	°C	
12	Storage temperature range	T <sub>str</sub>	-55	-	+125	°C	
13	Insulation resistance	-	500	-	-	MΩ	When terminal to terminal and terminal to cover were applied at DC100V ±15V.



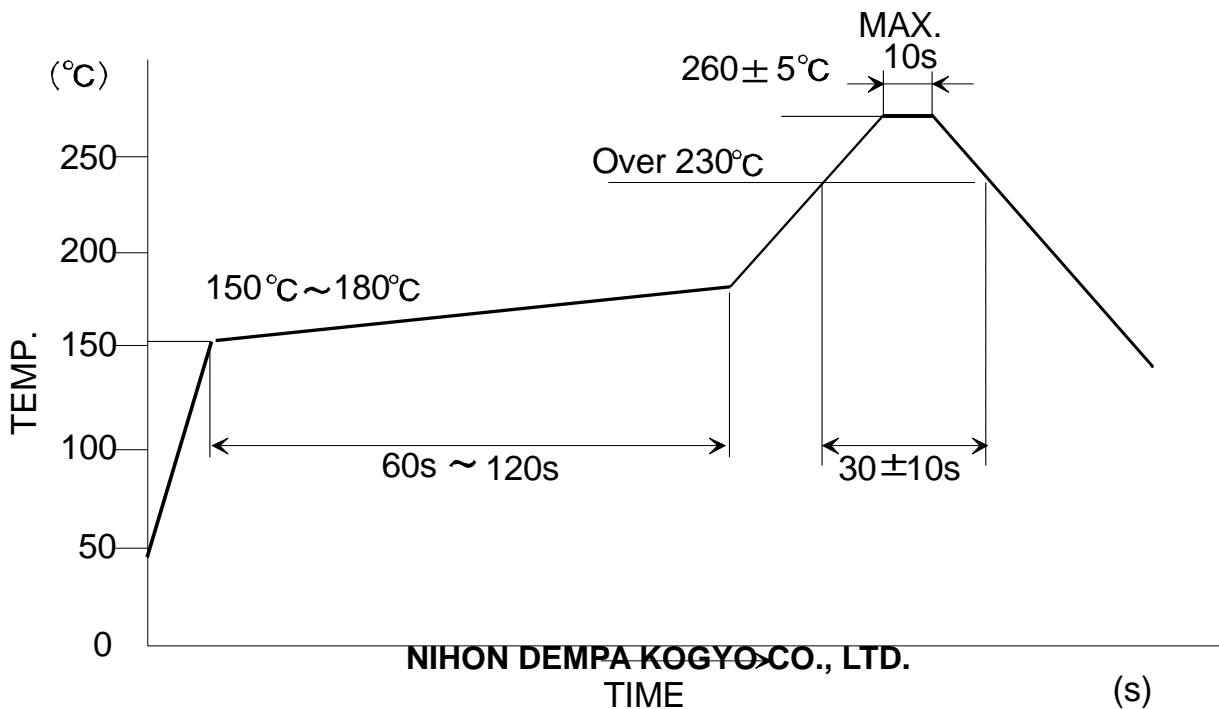
**Recommended Solder Pattern**

Pin	Connection
#1,#3	X'tal
#2,#4	NC



Marking information  
 1. XX.XXX : Frequency  
 2. YYWW : Product Code  
 (Year / week code)

**Recommendation reflow condition**

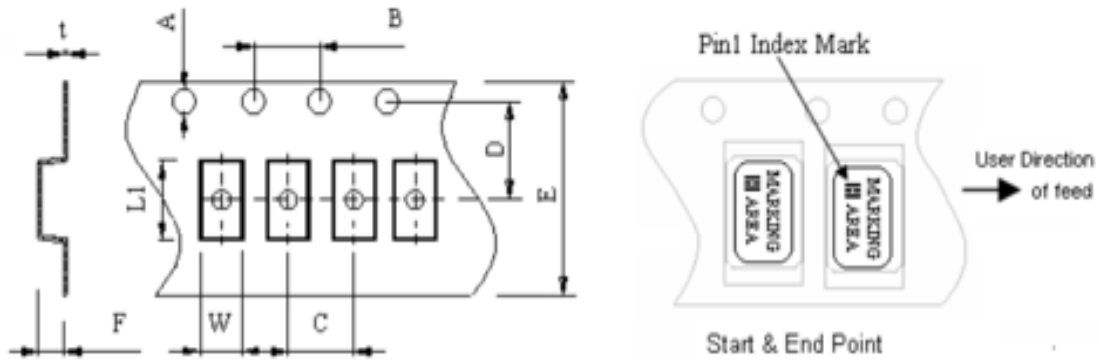


## Packing specification

☒ Tape ( Unit : mm )

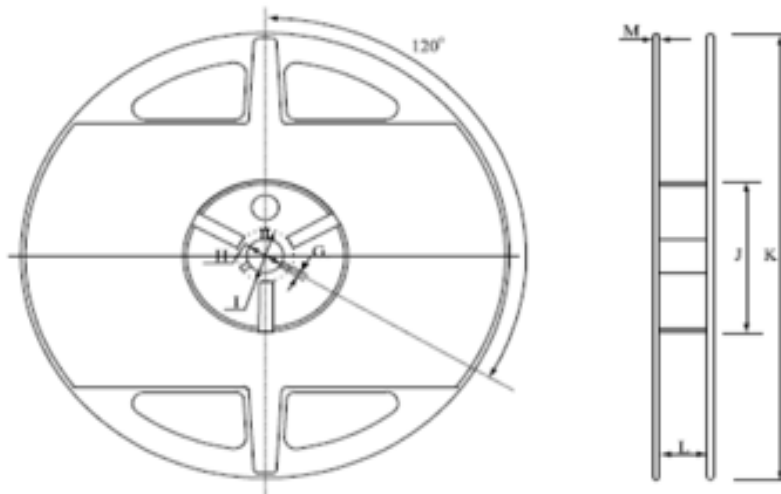
Standard Reel Quantity is 3,000 pcs per reel.

Tape Dimensions(unit : mm)



A	B	C	D	E	F	L1	W	t
1.50	4.0	4.0	3.5	8.0	1.0	3.4	2.7	0.3

☒ REEL ( Unit : mm )



G	H	I	J	K	L	M
2.5	13.5	21.6	60.0	178	9.5	1.6