



SPECIFICATION

Customer: _____

Item: _____ Crystal Unit

Type: _____ NX2016SJ

Nominal Frequency: _____ 32 MHz

Customer's Spec. No.: _____

NDK Spec. No.: _____ EXS00A-CS12929

Receipt

Revision Record						
Rev.	Date	Items	Contents	Approved	Checked	Drawn
---	17.Jul.2019	Issue	---	K.Komada	---	Y.Takano

7. Notes on use

7-1 Even if the appearance color etc. of the product differs by purchasing the component parts by more than two companies, there is no influence on the characteristics and reliability.

7-2 IN THE CASE OF THE FOLLOWING ITEMS, WE ARE NOT RESPONSIBLE FOR WARRANTY / COMPENSATION.

(1) WHEN PRODUCTS OF THIS SPECIFICATION ARE USED FOR EQUIPMENT RELATED TO HUMAN LIFE OR PROPERTY, IT IS THE RESPONSIBILITY OF THE CUSTOMER TO CONFIRM THE INFLUENCE ON THIS PRODUCT AND EQUIPMENT TO BE USED BEFOREHAND, CONDUCT NECESSARY SAFETY DESIGN (INCLUDING REDUNDANT DESIGN, MALFUNCTION PREVENTION DESIGN, etc.), AND PLEASE USE IT AFTER SECURING SUFFICIENT SAFETY OF EQUIPMENT.

1. SAFETY-RELATED EQUIPMENT SUCH AS AUTOMOBILES, TRAINS, SHIPS, etc., OR EQUIPMENT DIRECTLY INVOLVED IN OPERATION
2. AIRCRAFT EQUIPMENT
3. SPACE EQUIPMENT
4. MEDICAL EQUIPMENT
5. MILITARY EQUIPMENT
6. DISASTER PREVENTION / CRIME PREVENTION EQUIPMENT
7. TRAFFIC LIGHT
8. OTHER EQUIPMENT REQUIRING THE SAME PERFORMANCE AS THE ABOVE-MENTIONED EQUIPMENT

(2) IN CASES WHERE IT IS NOT INDICATED IN THE REQUESTED STANDARD AND IS USED UNDER CONDITIONS OF USE (INCLUDING CIRCUIT MARGIN etc.) THAT CAN NOT BE PREDICTED AT THE PRODUCTION STAGE.

(3) WHEN USING ULTRASONIC WELDING MACHINE. (THERE IS A POSSIBILITY THAT THE CHARACTERISTIC DEGRADATION IS CAUSED BY THE RESONANCE PHENOMENON OF THE PIEZOELECTRIC MATERIAL.

(EXAMPLE; CRYSTAL PIECE))

WE WILL NOT TAKE ANY RESPONSIBILITY FOR THE INFLUENCE OF THE CUSTOMERS' PROCESS.

SO, PLEASE SUFFICIENTLY EVALUATE AT A SAMPLE STEP WHEN YOU USE ULTRASONIC WELDING MACHINE.

(4) USING RESIN MOLD MAY AFFECT THE PRODUCT CHARACTERISTIC.

PLEASE MAKE SURE TO TELL OUR SALES CONTACT WHEN YOU USE RESIN MOLD. WE WILL PERFORM INDIVIDUAL CORRESPONDENCE ABOUT A DELIVERY SPECIFICATION AND AN EVALUATION METHOD.

IN ADDITION, IF YOU USE RESIN MOLD WITHOUT CONTACTING US, AND CAUSES DAMAGES AGAINST A CUSTOMER OR A THIRD PARTY, WE WILL NOT BE LIABLE FOR THE DAMAGES AND OTHER RESPONSIBILITIES BECAUSE WE CONSIDER IT IS UNDER SELF-RESPONSIBILITY USING RESIN MOLD.

WE WILL NOT TAKE ANY RESPONSIBILITY FOR THE INFLUENCE OF THE CUSTOMERS' PROCESS. PLEASE SUFFICIENTLY EVALUATE AT A SAMPLE STEP WHEN YOU USE RESIN MOLD.

(5) WHEN PERFORMING IMPROPER HANDLING THAT EXCEEDS THE GUARANTEED RANGE.

8. Notes on storage

- 8-1 When storing the product in high temperature and high humidity condition for a long time, product characteristics (solderability etc.) and packaging condition may be deteriorated. Please store product at temperature + 5°C ~ + 35°C, humidity 85% RH or less. The product is an electronic component, so please do not storage and use, under a dewing state.
- 8-2 The product storage deadline is 12 months after delivery in unopened state. Please use within storage deadline. If you exceed storage deadline, please check the product characteristics etc, please use.

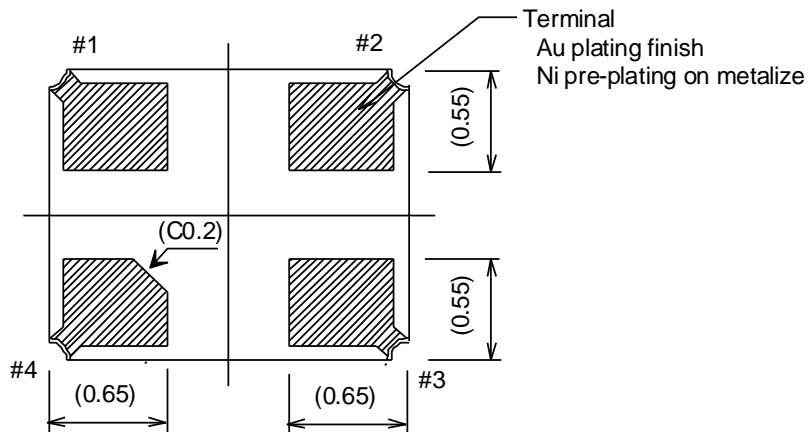
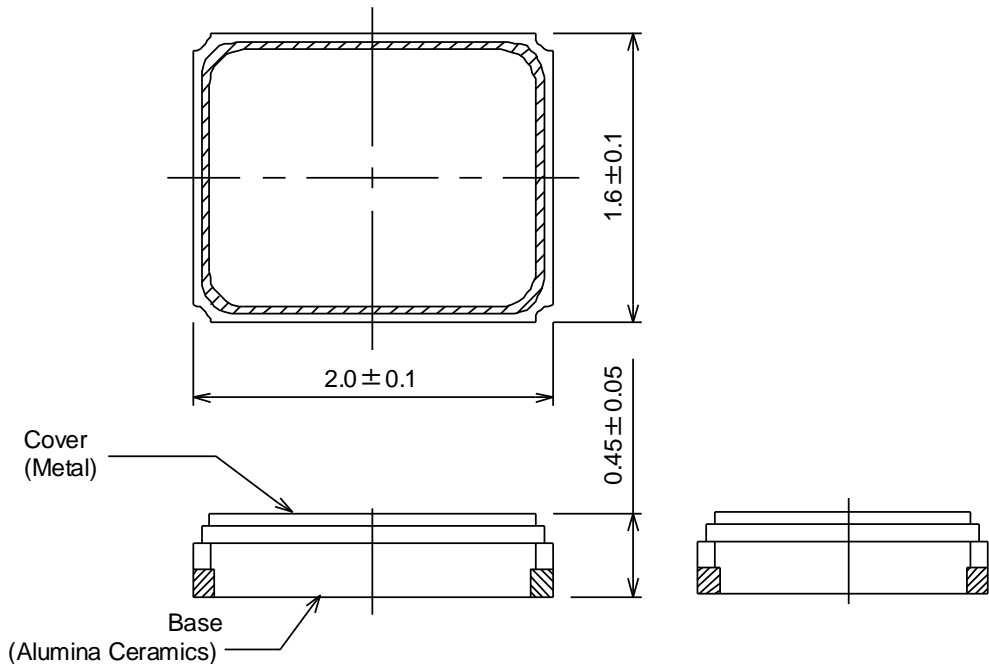
9. Other Requests

- 9-1 Please use this specification only for confirmation of the specification of this product.
- 9-2 If there is a change request, please contact within three weeks from issue date. If there is no communication, we will deliver the product under the contents of this specification. In addition, if the product delivery date is within 3 weeks and there is a change request, we will consult the processing separately.
- 9-3 NOTES THAT ARE DESCRIBED IN THIS DOCUMENT, IF YOU DID NOT COMPLY WITH THE PROHIBITIONS, AND OTHER PLEASE, INCLUDING THE FAILURE CORRESPONDENCE OR COMPENSATION OR DAMAGES, WE CAN NOT ASSUME THE RESPONSIBILITY, PLEASE UNDERSTAND.

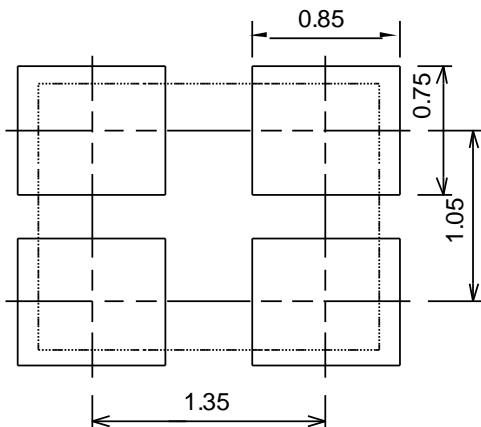
10. Prohibited items

Be sure to use the product under the following conditions. Otherwise, the characteristics deterioration or destruction of the product may result.

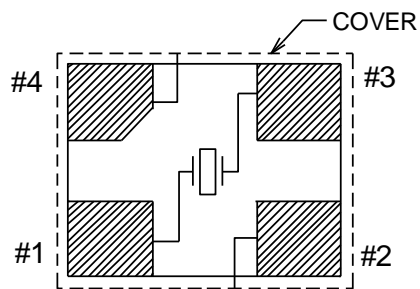
- (1) Reflow soldering heat resistance
Peak temperature: 265°C, 10 sec
Heating: 230°C or higher, 40 sec
Preheating: 150°C to 180°C, 120 sec
Reflow passage times: twice
- (2) Manual soldering heat resistance
Pressing a soldering iron of 400°C on the terminal electrode for four seconds (twice).



LAND PATTERN (TYPICAL)



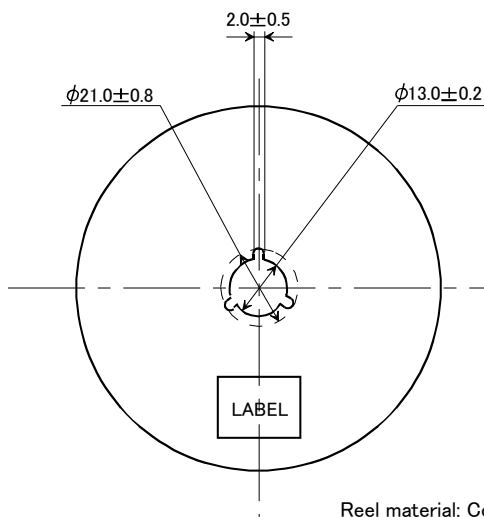
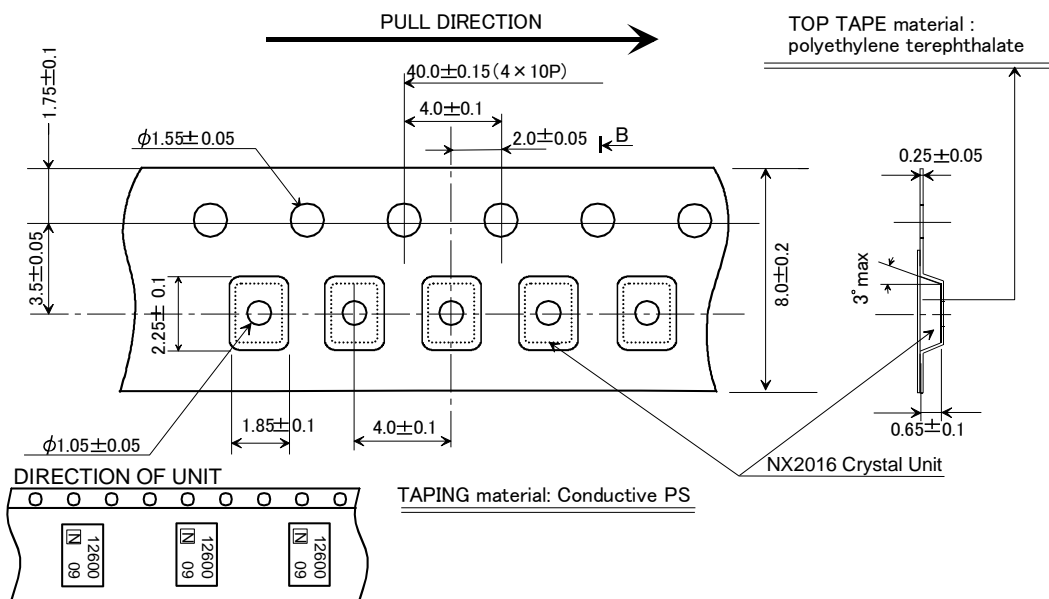
PIN CONNECTION (TOP VIEW)



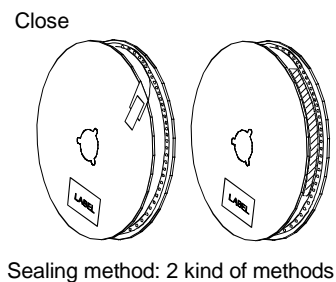
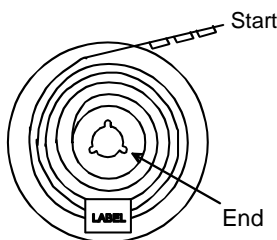
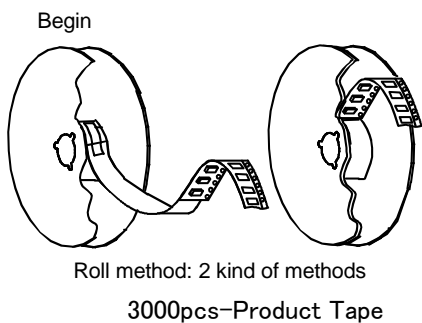
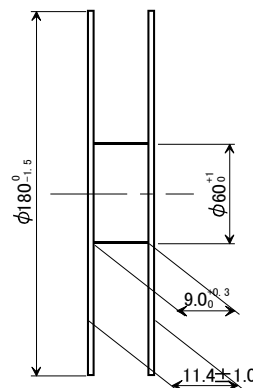
TERMINAL
 #1,#3 : XTAL
 #2,#4 : GND(CONNECTION WITH COVER)

Date of Revise	Charge	Approved	Reason
---	---	---	---
Date	Name	Third Angle Projection	Tolerance
2.Nov.2017	Y.Takano	Dimension:mm	----
Date	Name	Title	Scale
2.Nov.2017	Y.Takano	NX2016SJ Dimension Drawing	--/--
2.Nov.2017	K.Komada		EXD14B-00669
2.Nov.2017	H.Kobayashi		

NIHON DEMPA KOGYO CO., LTD.

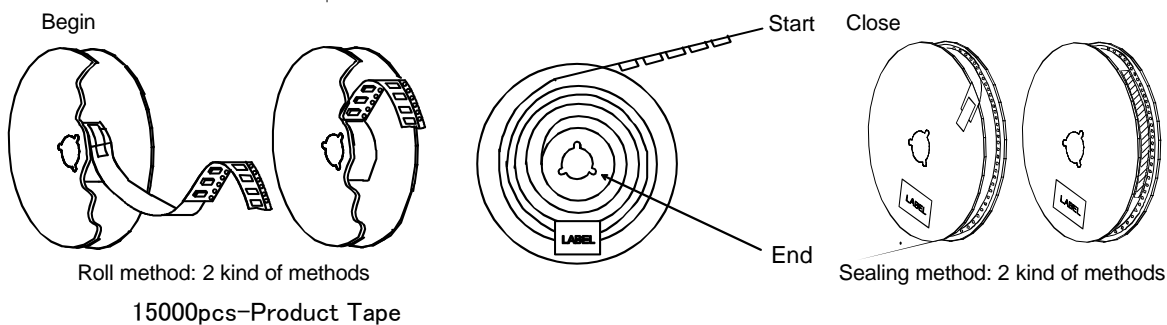
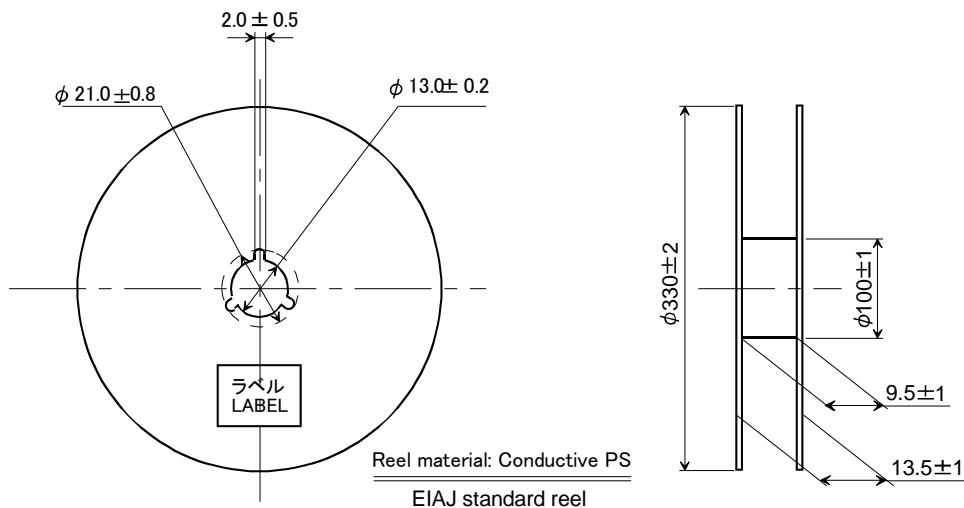
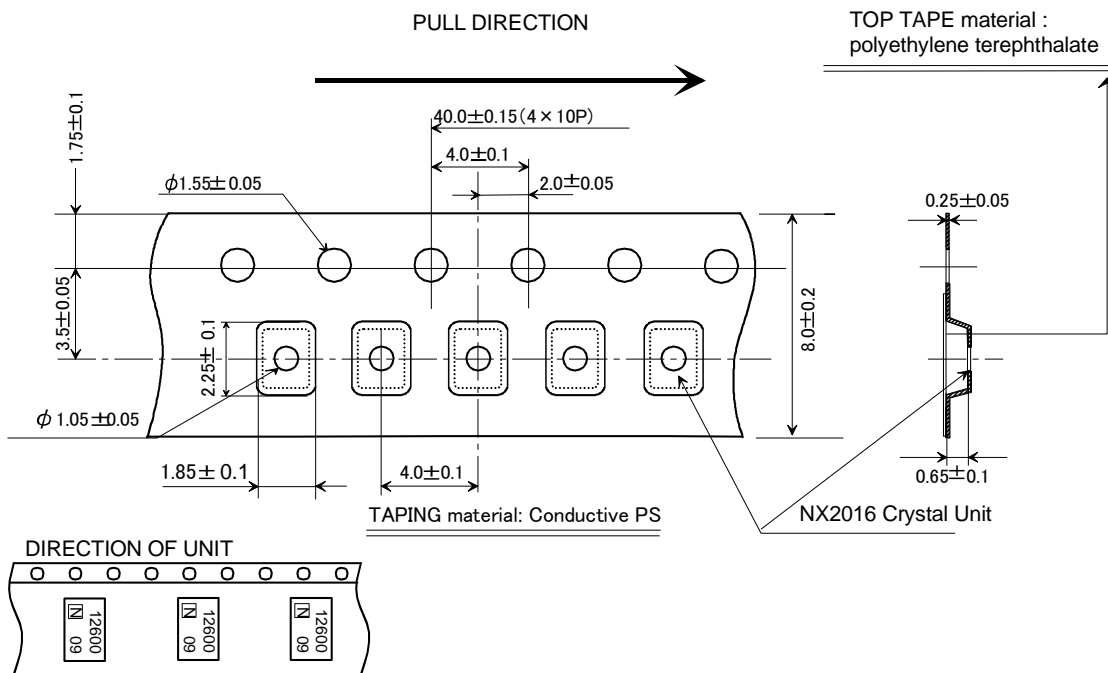


Reel material: Conductive PS
EIAJ standard reel



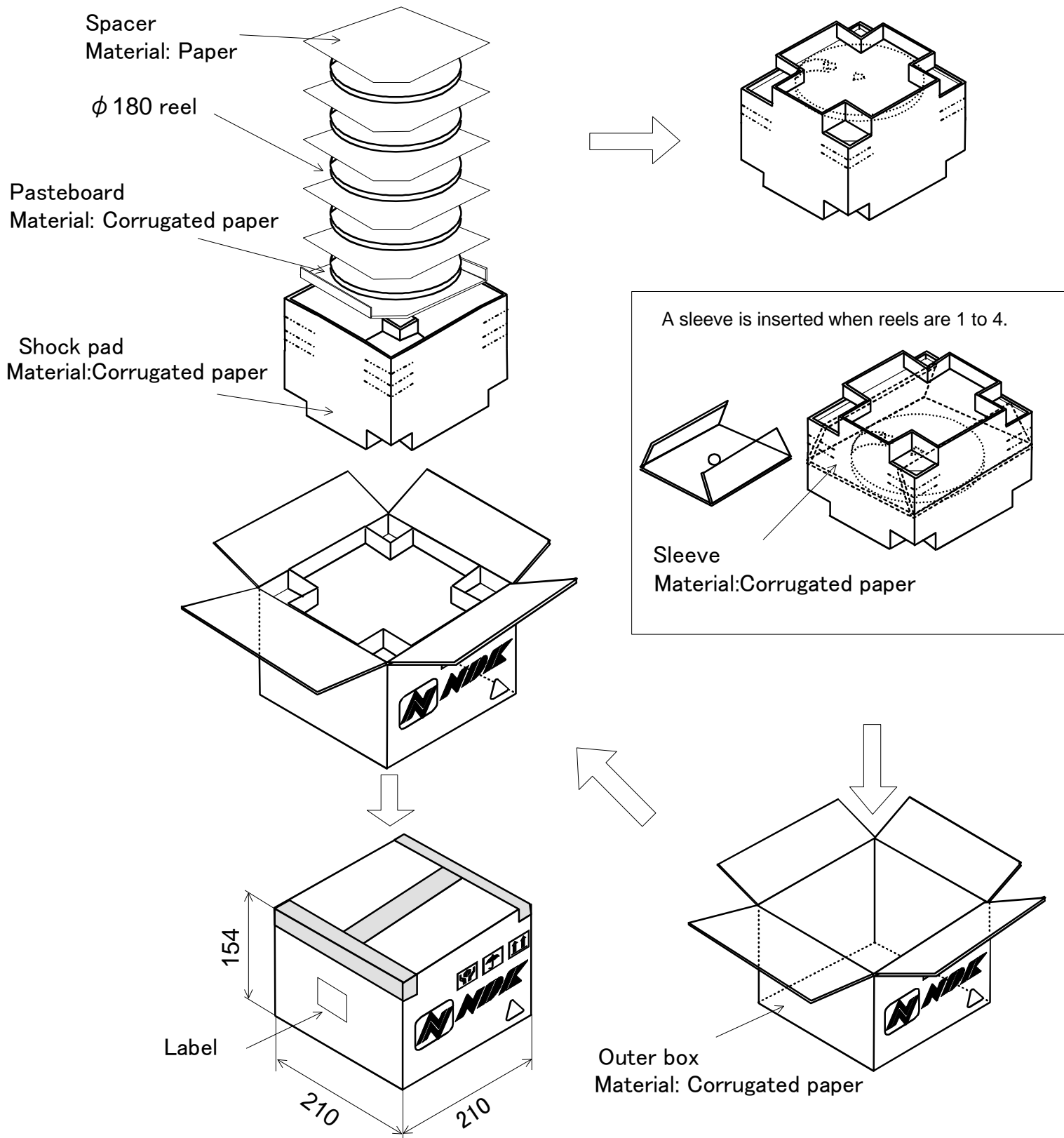
	Date of Revise	Charge	Approved	Reason
B	3 Oct. 2016	H. Ohkubo	H. Murakoshi	Addition of roll method and sealing method.
	Date	Name	Third Angle Projection	Tolerance
Drawn	12.Apr.2005	K.Oguri	Dimension:mm	Scale
Designed	12.Apr.2005	K.Oguri	Title	Drawing No.
Checked	-----	-----	NX2016 Series Taping and Reel Spec.	EXK17B-00200
Approved	12.Apr.2005	K. Miyashita		
				B

NIHON DEMPA KOGYO CO., LTD.



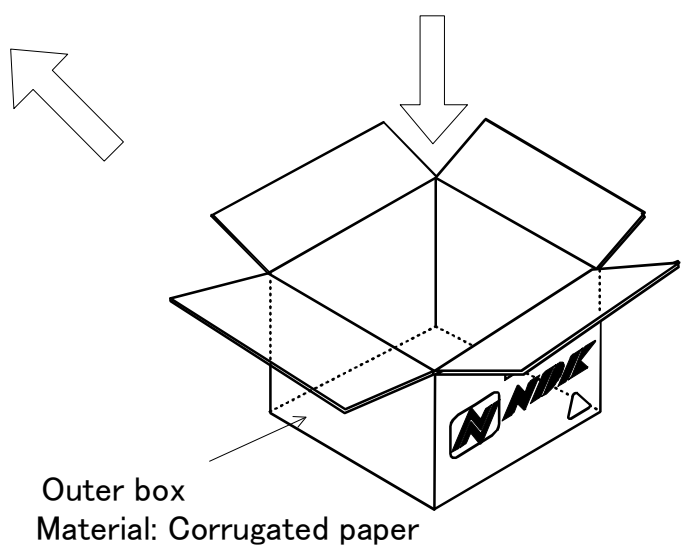
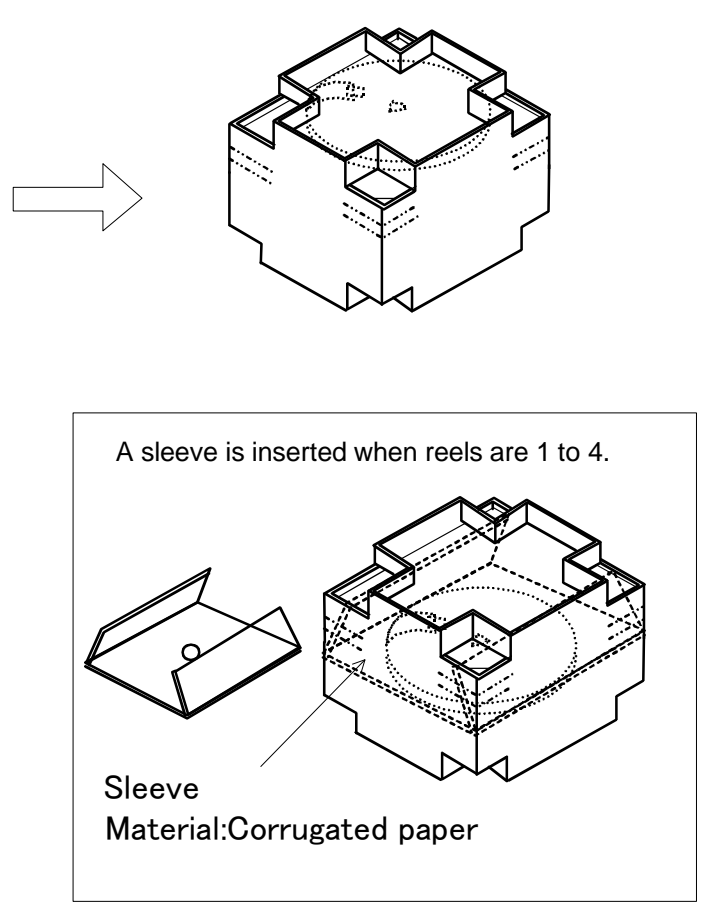
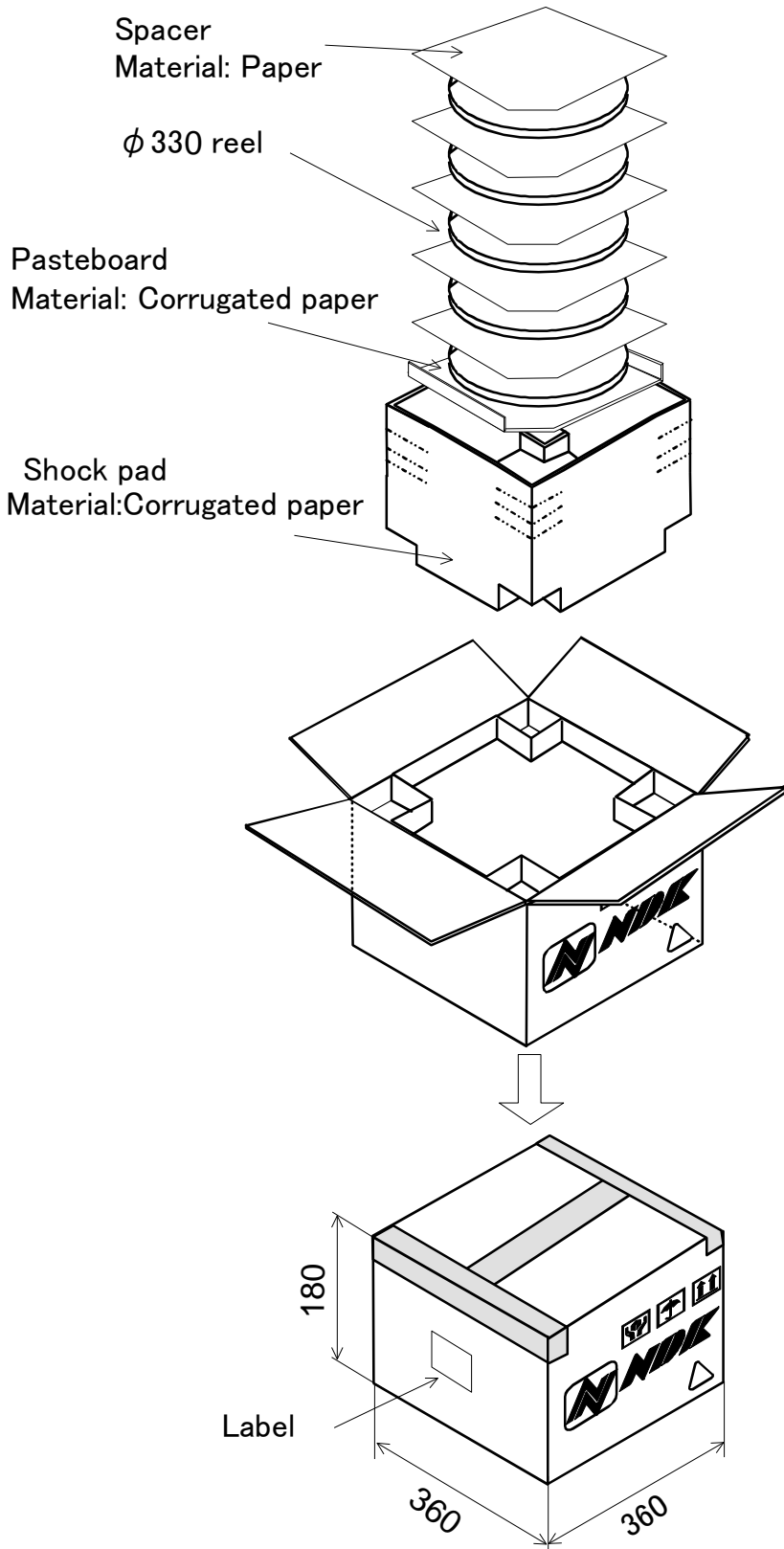
	Date of Revise	Charge	Approved	Reason
A	17 May 2018	T. Shimizu	H. Murakoshi	Title was changed.
	Date	Name	Third Angle Projection	Tolerance
Drawn	19 Apr. 2017	S. Takeda	Dimension:mm	Scale
Designed	19 Apr. 2017	S. Takeda	Title	Drawing No.
Checked	-----	-----	NX2016S Series Taping and Reel Spec.	EXK17B-00423
Approved	19 Apr. 2017	H. Murakoshi		
				A

NIHON DEMPA KOGYO CO., LTD.



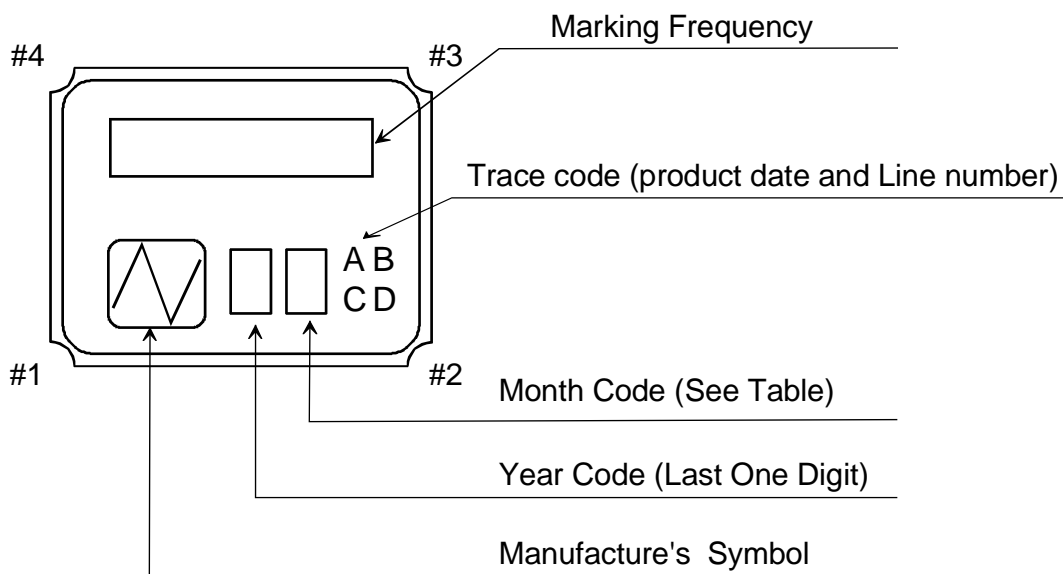
	Date of Revise	Charge	Approved	Reason	
C	4 Jul. 2012	H.Ohkubo	K.Oguri	Addition of condition when reels are 1 to 4.	
	Date	Name	Third Angle Projection	Tolerance	Scale
Drawn	26 Feb. 2010	H. Ohkubo	Dimension:mm	-----	-----
Designed	26 Feb. 2010	K.Oguri	Title 180 dia. Reel package	Drawing No. EEK17B-00015	Rev.
Checked	26 Feb. 2010	K.Oguri			C
Approved	26 Feb. 2010	J. Nakamura			

NIHON DEMPA KOGYO CO., LTD.



	Date of Revise	Charge	Approved	Reason	
C	18 Nov. 2019	Y.Takano	H.Kobayashi	Correction of dimensions unit notion.	
	Date	Name	Third Angle Projection	Tolerance	Scale
Drawn	26 Feb. 2010	H. Ohkubo	Dimension:mm	-----	-----
Designed	26 Feb. 2010	K.Oguri	Title	Drawing No.	Rev.
Checked	26 Feb. 2010	K.Oguri			
Approved	26 Feb. 2010	J. Nakamura			
			330 dia. Reel package	EEK17B-00012	C

NIHON DEMPA KOGYO CO., LTD.



NOTE

1. Frequency Code

Marking Frequency is consist of five digits, first five digits of Nominal Frequency

Example

Nominal Frequency	28.636363 MHz
Frequency Code	28.636

2. Month Code Table

Month	1 Jan.	2 Feb.	3 Mar.	4 Apr.	5 May.	6 Jun.	7 Jul.	8 Aug.	9 Sep.	10 Oct.	11 Nov.	12 Dec.
Month Code	1	2	3	4	5	6	7	8	9	X	Y	Z

*Marking digits are not include a decimal point and dot mark.

	Date of Revise	Charge	Approved	Reason
D	10. Dec 2014	Y.Sakurai	H.Kobayashi	Added terminal number information.
	Date	Name	Third Angle Projection	Tolerance
Drawn	16.Jan.2006	I.Miyahara	Dimension:mm	Scale
Designed	16.Jan.2006	I.Miyahara	Title	Drawing No.
Checked	16.Jan.2006	---	Crystal Holder Marking	EXH11B-00317
Approved	16.Jan.2006	K.Okamoto		
				D

NIHON DEMPA KOGYO CO., LTD.

Reliability assurance item

(page: 1/1)

No.	Test Item	Test Methods	Spec. Code
1	High Temperature Storage	+85±3°C 720h	A
2	Low Temperature Storage	-40±3°C 500h	A
3	Temperature Humidity	+85±3°C 80~85%RH 500h	A
4	Temperature Cycling	-40±3°C / +85±3°C It is 1000 cycles using 30 minutes each as 1 cycle.	A
5	Vibration	Frequency Range : 10~2000Hz Amplitude or Acceleration : 1.52mm or 196m/s ² 1 cycle : 20 minutes Test time : Three mutually perpendicular axes each 4 hours.	A
6	Shock	Devices are shocked to half sine wave (29418m/s ² , 0.3msec) six mutually perpendicular axis each 1 times.	A
7	Drop	Devices are dropped from the height 75cm onto wooden block. (more than 30mm thickness.) Execution 3 times random drops	B
8	Solderability	Pre-heat temperature : +150±10°C Pre-heat time : 60~120s When the temperature of the specimen is reached at +215±3°C, it shall be left for 30±1sec. Peak temperature 240±5°C Material: Pb-free (Sn-3.0Ag-0.5Cu) Flux : Rosin resin methyl alcohol solvent (1 : 4)	C
9	Reflow resistance	Pre-heat temperature : +150~180°C Pre-heat time : 90±30s Heat temperature : more than +230°C Heat time : 30s ±10s Peak temperature : +260±5°C Peak time : less than 10s	A

Specification code	Specification
A	$\Delta f/f \leq \pm 5$ ppm $\Delta Cl/Cl \leq \pm 15$ % or 5 Ω make use larger value
B	$\Delta f/f \leq \pm 10$ ppm $\Delta Cl/Cl \leq \pm 30$ % or 10 Ω make use larger value
C	The electrodes should be covered by a new solder at least 90% of immersed area.