



RoHS Compliant
Directive 2011/65/EU

SPECIFICATION

Customer: ELTECH

Item: Crystal Unit

Type: NX2016SA

Nominal Frequency: 32.000 MHz

Customer's Spec. No.: ---

NDK Spec. No.: EXS00A-CS04835

Receipt

Revision Record						
Rev.	Date	Items	Contents	Approved	Checked	Drawn
---	20.Jun.2011	Issue	---	K. Ueki	---	T. Asamizu
A	21.Jun.2016	4.4 Frequency versus temperature characteristics 4.8 Shunt Capacitance 4.9 Motional Capacitance 4.10 Aging	+/-17 ppm (at -40 to +85°C) 0.65pF±20% 2.19fF±20% ±3ppm/year	I. Miyahara	---	K. Tsukumo

1. Customer's Spec. No. : ---
2. NDK Spec. No. : EXS00A-CS04835
3. Type : NX2016SA

4. Electrical Specifications

	Parameters	SYM.	Electrical Spec.				Notes
			Min.	Typ.	Max.	Units	
1	Nominal frequency	f_{nom}	32.000			MHz	
2	Overtone order	-	Fundamental			-	
3	Frequency tolerance	-	-10	-	+10	ppm	at +25°C
4	Frequency versus temperature characteristics	-	-17	-	+17	ppm	at -40 to +85°C The reference temperature shall be 25°C
5	Equivalent resistance	-	-	-	60	Ω	IEC π -Network Series
6	Load capacitance	C_L	-	10	-	pF	IEC π -Network
7	Level of drive	-	-	10	200	μ W	
8	Shunt Capacitance	C_0	-20%	0.65	+20%	pF	Not grounded
9	Motional Capacitance	C_1	-20%	2.19	+20%	fF	Not grounded
10	Aging	-	-3	-	+3	ppm	1 year (at +25°C)
11	Insulation resistance	-	500	-	-	M Ω	Terminal to terminal insulation resistance also terminal to cover insulation resistance must be 500M Ω (min) when DC100V \pm 15V is applied
12	Operating temperature range	-	-40	-	+85	°C	
13	Storage temperature range	-	-40	-	+85	°C	
14	Air-tightness	-	-	-	1.1×10^{-9}	Pa m ³ /s	Helium leak detector

5. Examination results document

Since a performance is guaranteed, an examination results document does not submit.

6. Application drawing

- 6.1. Dimension Drawing : EXD14B-00467
- 6.2. Taping and Reel figure : EXK17B-00200
- 6.3. Holder Marking : EXH11B-00317
- 6.4. Reliability assurance Item : EXS30B-00250

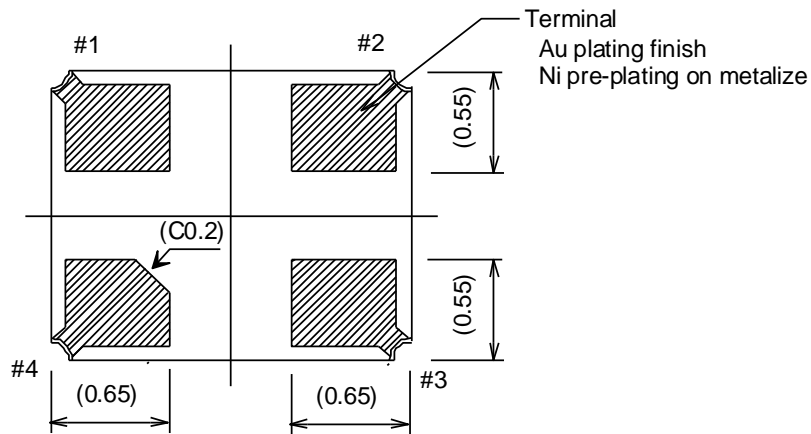
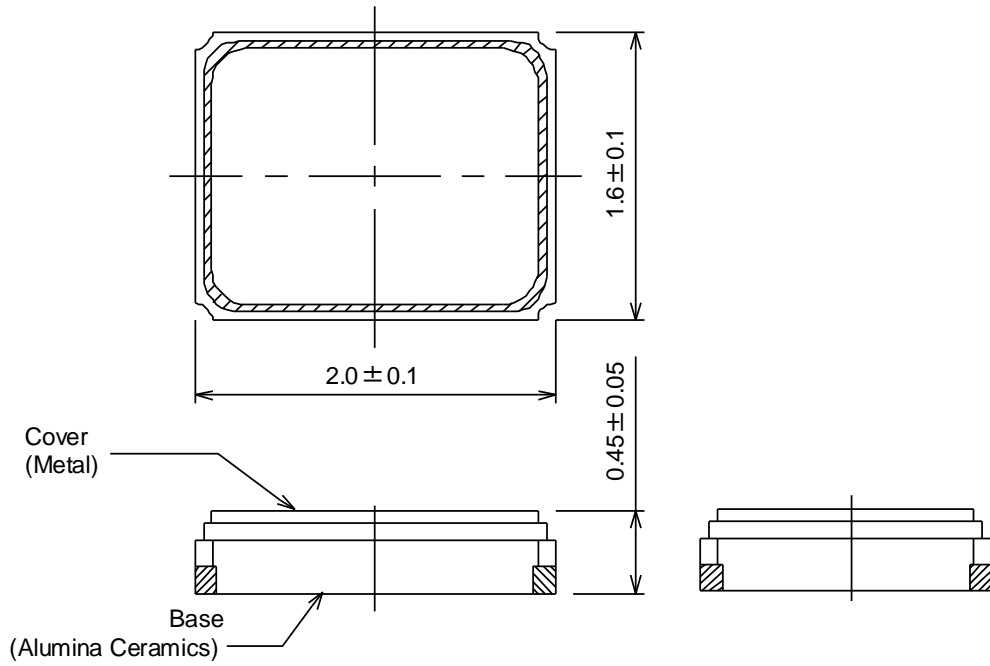
7. Notice

- 7.1 Order items are manufactured according to specification. As to conditions, which are not indicated in this specification and unpredictable such as applied condition and oscillation margin, please check them beforehand.
- 7.2 Unless we receive request for modification within 3 weeks from the issue date of this NDK specification sheet, we will supply products according to this specification. Also, if you'd like to modify specification of order, which has been placed with delivery request within 3 weeks from the issue data of this specification sheet, we would like to discuss with you separately.
- 7.3 In no event shall the company be liable for any product failure resulting from an inappropriate handling or operation of the product beyond the scope of its guarantee.
- 7.4 Where any change to the process condition is made due to the change(s) in the production line, inform personnel of the specifications.
- 7.5 Should this specification data give rise to any disputes relating to any intellectual property rights or any other rights of a third person, the company shall not indemnify anyone for any damage. Their disclosure must not be construed as the grant of a license to use any of the intellectual property rights owned by the company.
- 7.6 If you intend to use products listed on this specification for applications that may result in loss of life or assets (controls relating to safety, medical equipment, aeronautical equipment, space equipment, etc.), please do not fail to advise us of your intention beforehand.
- 7.7 In the company's production process whatever amount of ozone depleting substances (ODS) as specified in the Montreal protocol is not used.
- 7.8 Information contained in this specification must not be quoted, reproduced or used for other purposes including processing either in part or in full without obtaining prior approval from the company.
- 7.9 Crystal units will be damaged by ultrasonic welding process due to resonance of crystal wafer itself. NDK does not recommend using ultrasonic welding. If Ultra Sonic welding used, NDK strongly recommend verifying crystal unit damage by ultrasonic weld.
- 7.10 The appearance color has a different case by purchasing it more than 2 suppliers of the component, but characteristic and reliability are guaranteed.
- 7.11 In case of the product long time keep at high temperature and humidity, may affect product characteristic (solder ability) and a packing condition.
Please keep at storage condition of temperature +5°C ~+35°C, humidity ~85%RH.

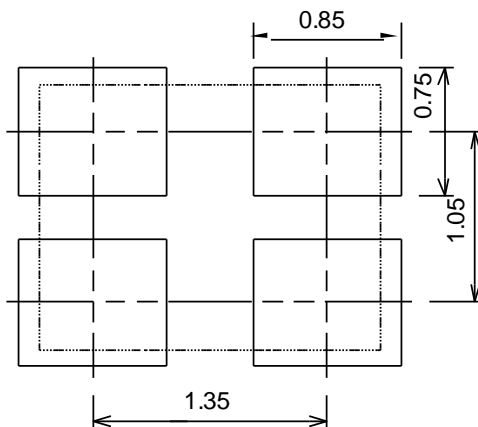
8. Prohibited items

Be sure to use the product under the following conditions. Otherwise, the characteristics deterioration or destruction of the product may result.

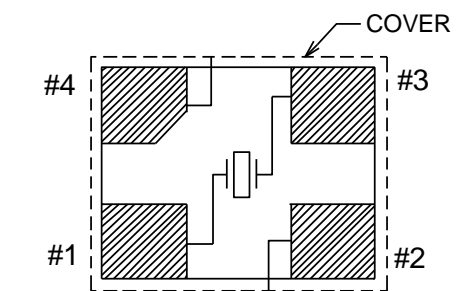
- (1) Reflow soldering heat resistance
 - Peak temperature: 265°C, 10 sec
 - Heating: 230°C or higher, 40 sec
 - Preheating: 150°C to 180°C, 120 sec
 - Reflow passage times: twice
- (2) Manual soldering heat resistance
 - Pressing a soldering iron of 400°C on the terminal electrode for four seconds (twice).



LAND PATTERN (TYPICAL)



PIN CONNECTION (TOP VIEW)



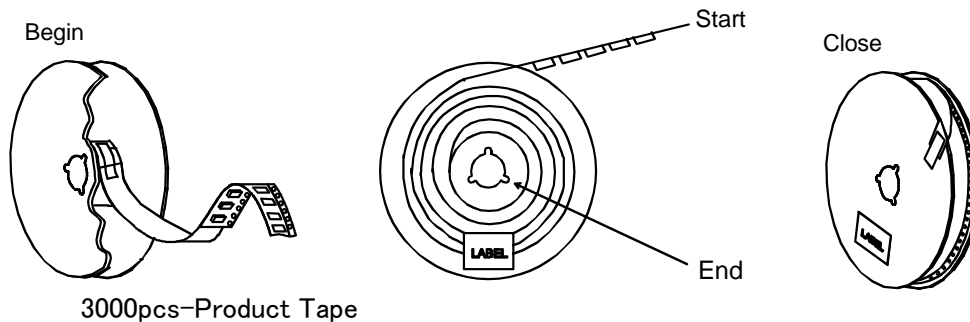
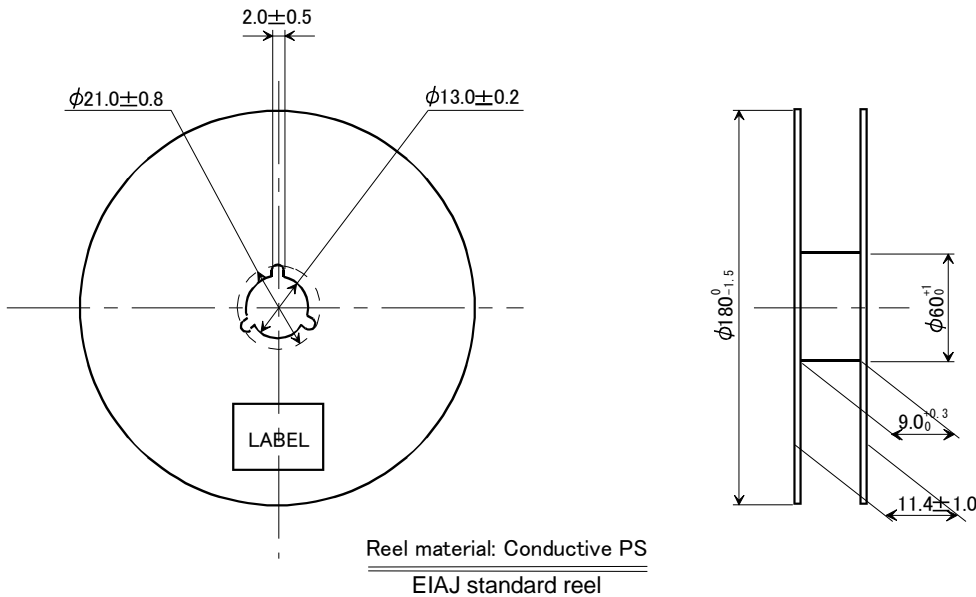
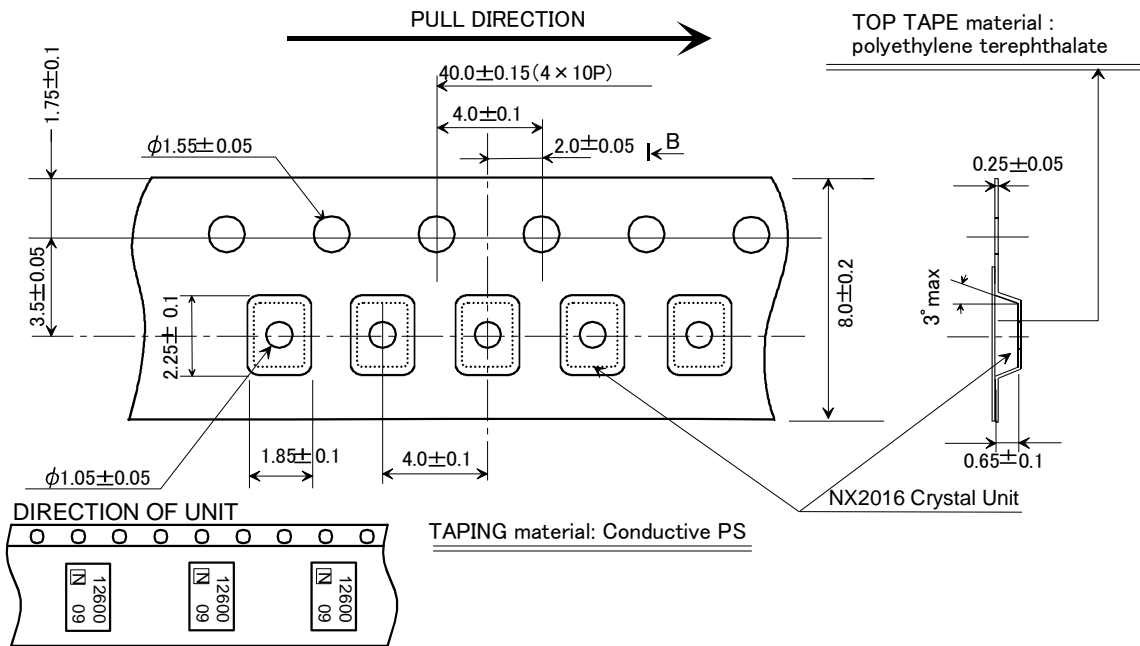
TERMINAL

#1,#3 : XTAL

#2,#4 : GND(CONNECTION WITH COVER)

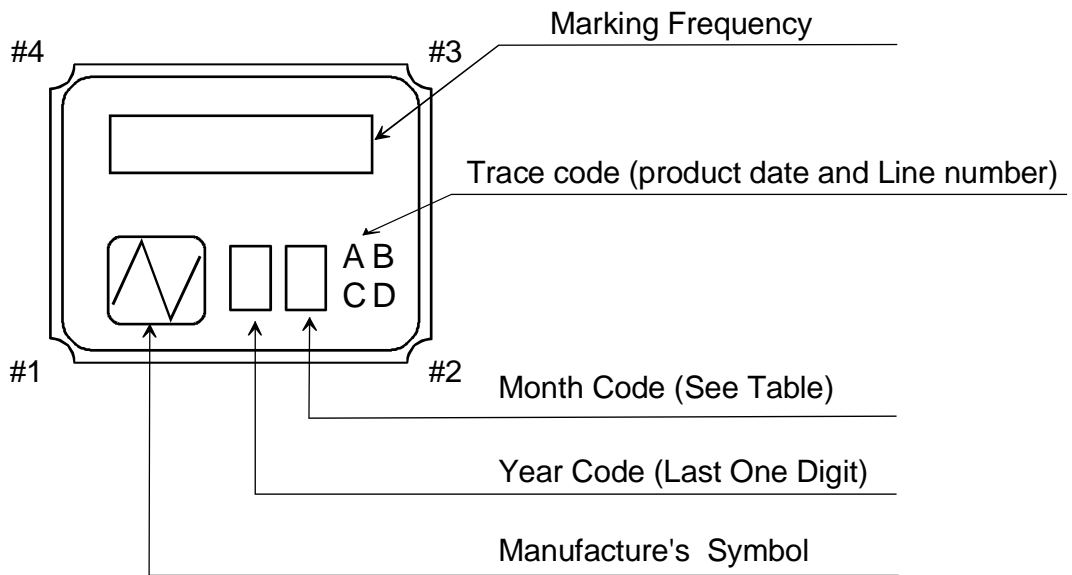
	Date of Revise	Charge	Approved	Reason
B	22.Apr.2016	N.Wakisaka	H.Kobayashi	Revise index to reference value.
Drawn	Date	Name	Third Angle Projection	Tolerance
19.Oct.2009	M.Harada	Dimension:mm	----	Scale
19.Oct.2009	M.Harada	Title	Drawing No.	Rev.
19.Oct.2009	M.Harada	NX2016SA Dimension Drawing	EXD14B-00467	B
20.Oct.2009	K.Ueki			

NIHON DEMPA KOGYO CO., LTD.



	Date of Revise	Charge	Approved	Reason
A	26.Nov.2009	H.Ouchi	K.Ueki	Title change
Drawn	Date	Name	Third Angle Projection	Tolerance
12.Apr.2005	K.Oguri	Dimension:mm		Scale
Designed	12.Apr.2005	K.Oguri	Title	Drawing No.
Checked	-----	-----	NX2016 Series Taping and Reel Spec.	EXK17B-00200
Approved	12.Apr.2005	K. Miyashita		
				A

NIHON DEMPA KOGYO CO., LTD.



NOTE

1. Frequency Code

Marking Frequency is consist of five digits, first five digits of Nominal Frequency

Example

Nominal Frequency	28.636363 MHz
Frequency Code	28.636

2. Month Code Table

Month	1 Jan.	2 Feb.	3 Mar.	4 Apr.	5 May.	6 Jun.	7 Jul.	8 Aug.	9 Sep.	10 Oct.	11 Nov.	12 Dec.
Month Code	1	2	3	4	5	6	7	8	9	X	Y	Z

*Marking digits are not include a decimal point and dot mark.

	Date of Revise	Charge	Approved	Reason	
D	10. Dec 2014	Y.Sakurai	H.Kobayashi	Added terminal number information.	
	Date	Name	Third Angle Projection	Tolerance	
Drawn	16.Jan.2006	I.Miyahara	Dimension:mm	Scale	
Designed	16.Jan.2006	I.Miyahara	Title	Drawing No.	
Checked	16.Jan.2006	---			Rev.
Approved	16.Jan.2006	K.Okamoto			
			Crystal Holder Marking	EXH11B-00317	
				D	

NIHON DEMPA KOGYO CO., LTD.

Reliability assurance item

(page: 1/1)

No.	Test Item	Test Methods	Spec. Code
1	High Temperature Storage	+85±3°C 720h	A
2	Low Temperature Storage	-40±3°C 500h	A
3	Temperature Humidity	+85±3°C 80~85%RH 500h	A
4	Temperature Cycling	-40±3°C / +85±3°C It is 1000 cycles using 30 minutes each as 1 cycle.	A
5	Vibration	Frequency Range : 10~2000Hz Amplitude or Acceleration : 1.52mm or 196m/s ² 1 cycle : 20 minutes Test time : Three mutually perpendicular axes each 4 hours.	A
6	Shock	Devices are shocked to half sine wave (29418m/s ² , 0.3msec) six mutually perpendicular axis each 1 times.	A
7	Drop	Preparation : Test pieces should be fixed on the dummy load with 200g weight. Condition : Height 1.5m onto concrete Drop times : 10 times in 6 mutually perpendicular axes	A
8	Solderability	Pre-heat temperature : +150±10°C Pre-heat time : 60~120s When the temperature of the specimen is reached at +215±3°C, it shall be left for 30±1sec. Peak temperature 240±5°C Material: Pb-free (Sn-3.0Ag-0.5Cu) Flux : Rosin resin methyl alcohol solvent (1 : 4)	B
9	Reflow resistance	Pre-heat temperature : +150~180°C Pre-heat time : 90±30s Heat temperature : more than +230°C Heat time : 30s ±10s Peak temperature : +260±5°C Peak time : less than 10s	A

Specification code	Specification
A	$\Delta f/f \leq \pm 3$ ppm $\Delta Cl/Cl \leq \pm 15$ % or 5 Ω make use larger value
B	The electrodes should be covered by a new solder at least 90% of immersed area.