



SPECIFICATION

Customer: ELTECH - ALARMTRADE

Item:	Crystal Unit
Type:	NX2016SA
Nominal Frequency:	26 MHz
Customer's Spec. No.:	
NDK Spec. No.:	EXS00A-CS11113

Receipt

Revision Record						
Rev.	Date	Items	Contents	Approved	Checked	Drawn
---	14.Sep.2017	Issue	---	M.Sato	---	R.Omomo

7. Notice

- 7.1 Order items are manufactured according to specification. As to conditions, which are not indicated in this specification and unpredictable such as applied condition and oscillation margin, please check them beforehand.
- 7.2 Unless we receive request for modification within 3 weeks from the issue date of this NDK specification sheet, we will supply products according to this specification. Also, if you'd like to modify specification of order, which has been placed with delivery request within 3 weeks from the issue data of this specification sheet, we would like to discuss with you separately.
- 7.3 In no event shall the company be liable for any product failure resulting from an inappropriate handling or operation of the product beyond the scope of its guarantee.
- 7.4 Where any change to the process condition is made due to the change(s) in the production line, inform personnel of the specifications.
- 7.5 Should this specification data give rise to any disputes relating to any intellectual property rights or any other rights of a third person, the company shall not indemnify anyone for any damage. Their disclosure must not be construed as the grant of a license to use any of the intellectual property rights owned by the company.
- 7.6 If you intend to use products listed on this specification for applications that may result in loss of life or assets (controls relating to safety, medical equipment, aeronautical equipment, space equipment, etc.), please do not fail to advise us of your intention beforehand.
- 7.7 In the company's production process whatever amount of ozone depleting substances (ODS) as specified in the Montreal protocol is not used.
- 7.8 Information contained in this specification must not be quoted, reproduced or used for other purposes including processing either in part or in full without obtaining prior approval from the company.
- 7.9 Crystal units will be damaged by ultrasonic welding process due to resonance of crystal wafer itself. NDK does not recommend using ultrasonic welding. If Ultra Sonic welding used, NDK strongly recommend verifying crystal unit damage by ultrasonic weld.
- 7.10 The appearance color and so on have a different case by purchasing it more than 2 suppliers of the component, but characteristic and reliability are guaranteed.
- 7.11 In case of the product long time keep at high temperature and humidity, may affect product characteristic (solder ability) and a packing condition.
Please keep at storage condition of temperature +5°C ~+35°C, humidity ~85%RH.

8. Prohibited items

Be sure to use the product under the following conditions. Otherwise, the characteristics deterioration or destruction of the product may result.

(1) Reflow soldering heat resistance

Peak temperature: 265°C, 10 sec

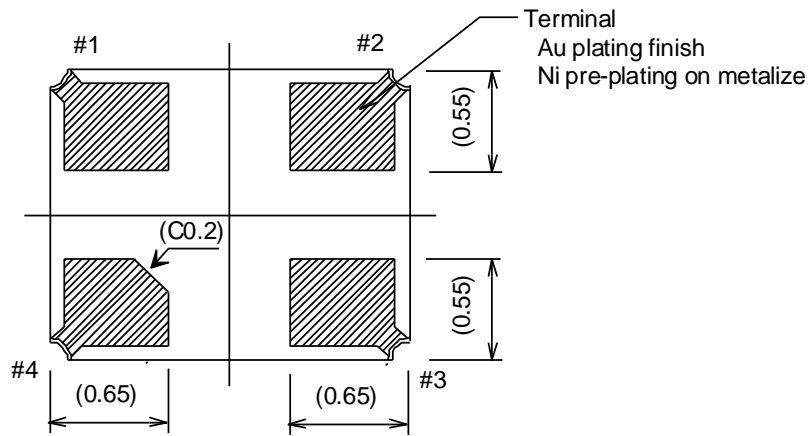
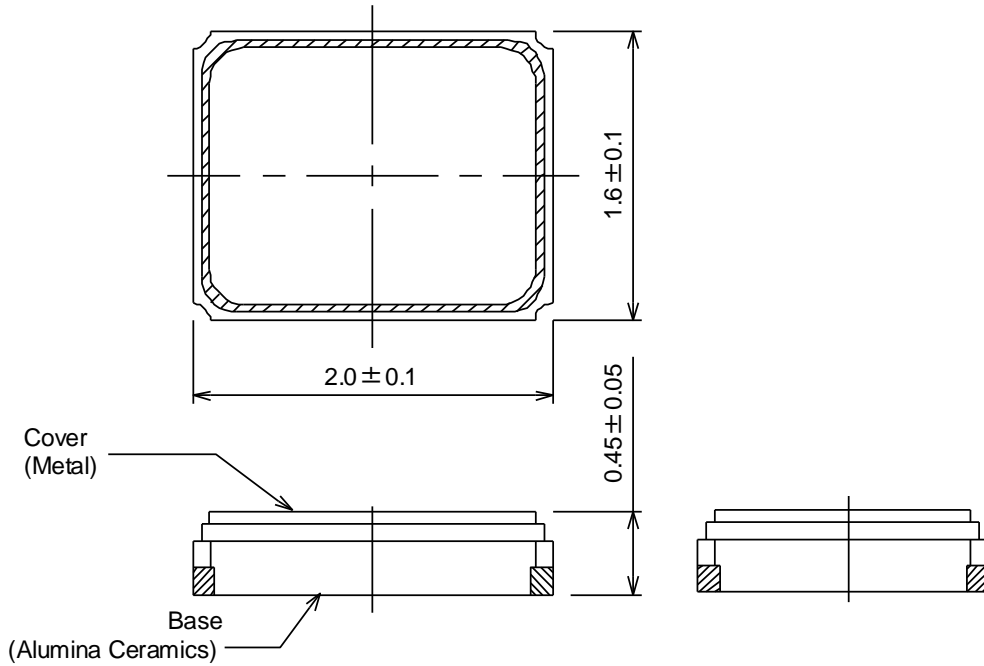
Heating: 230°C or higher, 40 sec

Preheating: 150°C to 180°C, 120 sec

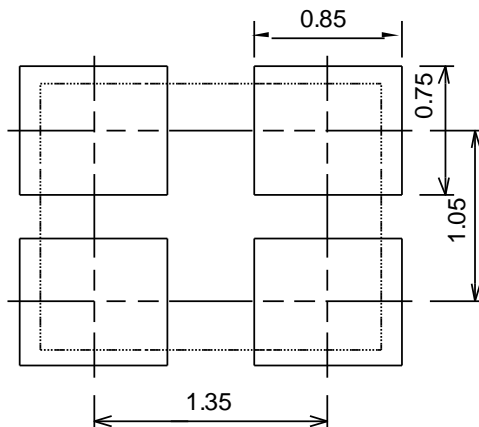
Reflow passage times: twice

(2) Manual soldering heat resistance

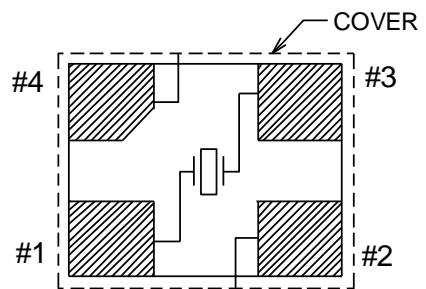
Pressing a soldering iron of 400°C on the terminal electrode for four seconds (twice).



LAND PATTERN (TYPICAL)



PIN CONNECTION (TOP VIEW)



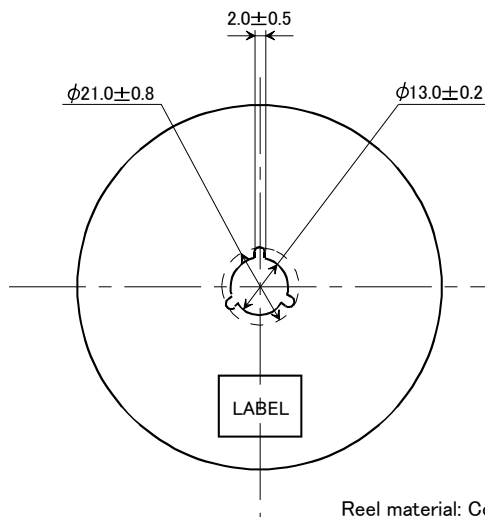
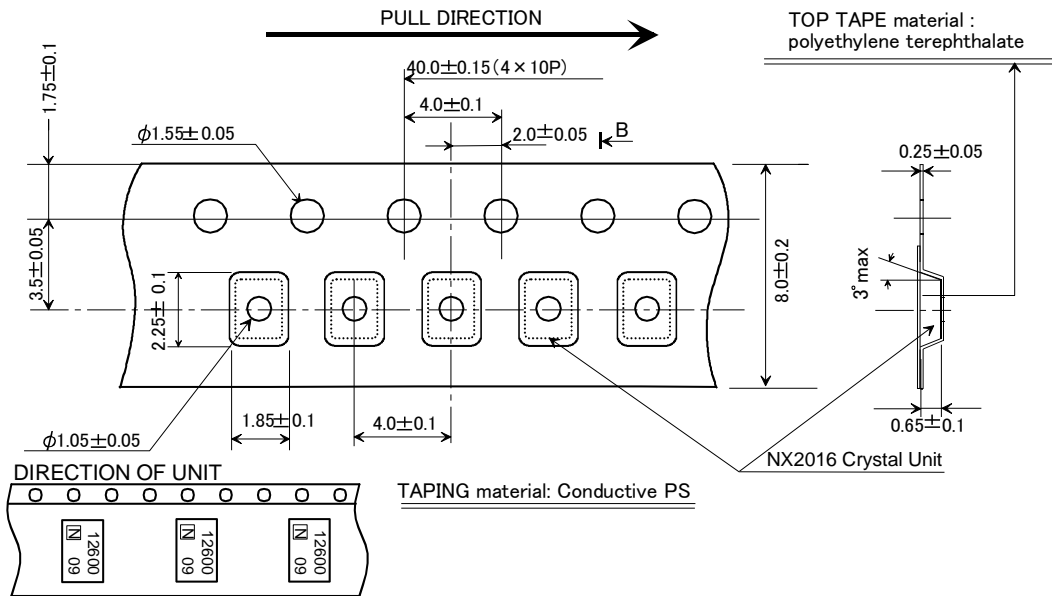
TERMINAL

#1,#3 : XTAL

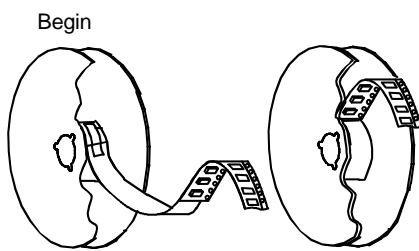
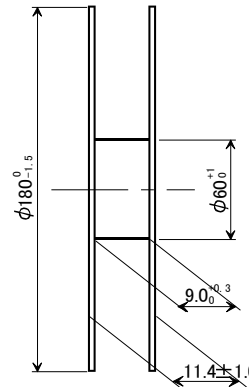
#2,#4 : GND(CONNECTION WITH COVER)

	Date of Revise	Charge	Approved	Reason
B	22.Apr.2016	N.Wakisaka	H.Kobayashi	Revise index to reference value.
	Date	Name	Third Angle Projection	Tolerance
Drawn	19.Oct.2009	M.Harada	Dimension:mm	----
Designed	19.Oct.2009	M.Harada	Title NX2016SA Dimension Drawing	Drawing No. EXD14B-00467
Checked	---	---		
Approved	20.Oct.2009	K.Ueki		

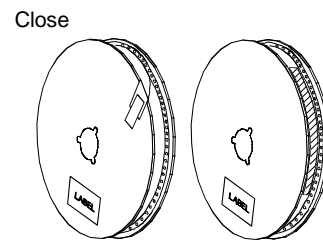
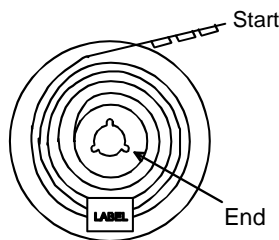
NIHON DEMPA KOGYO CO., LTD.



Reel material: Conductive PS
EIAJ standard reel



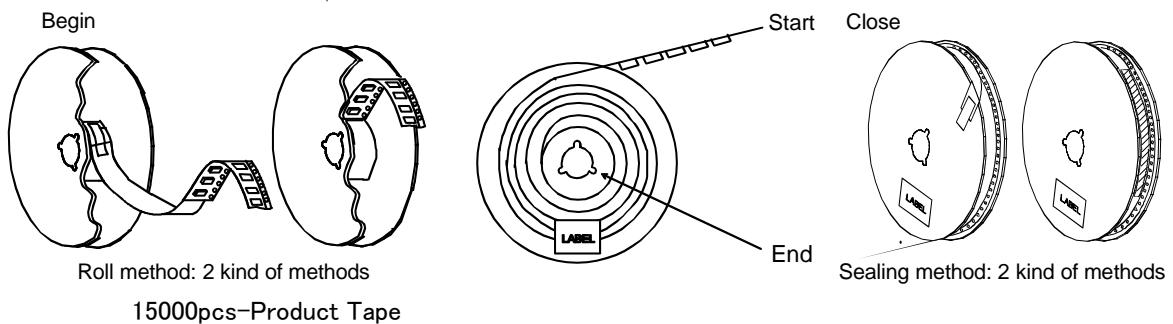
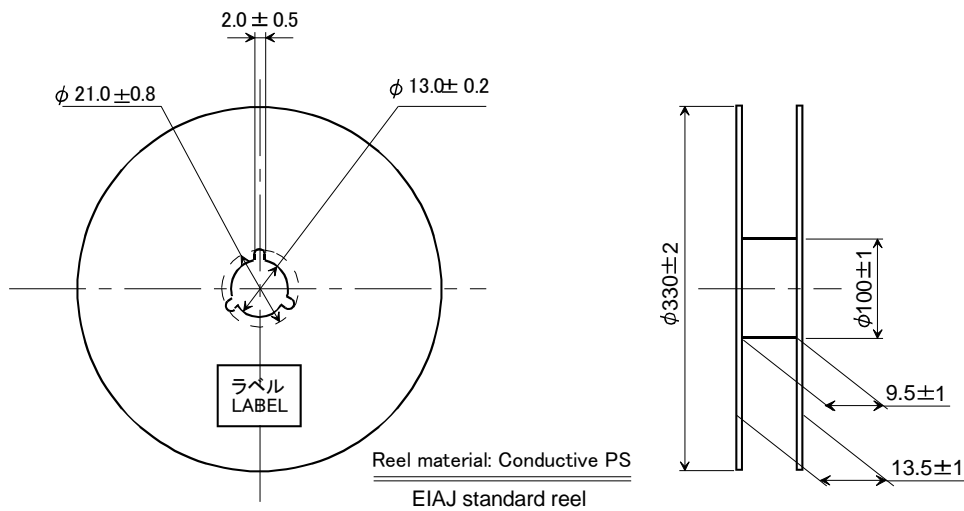
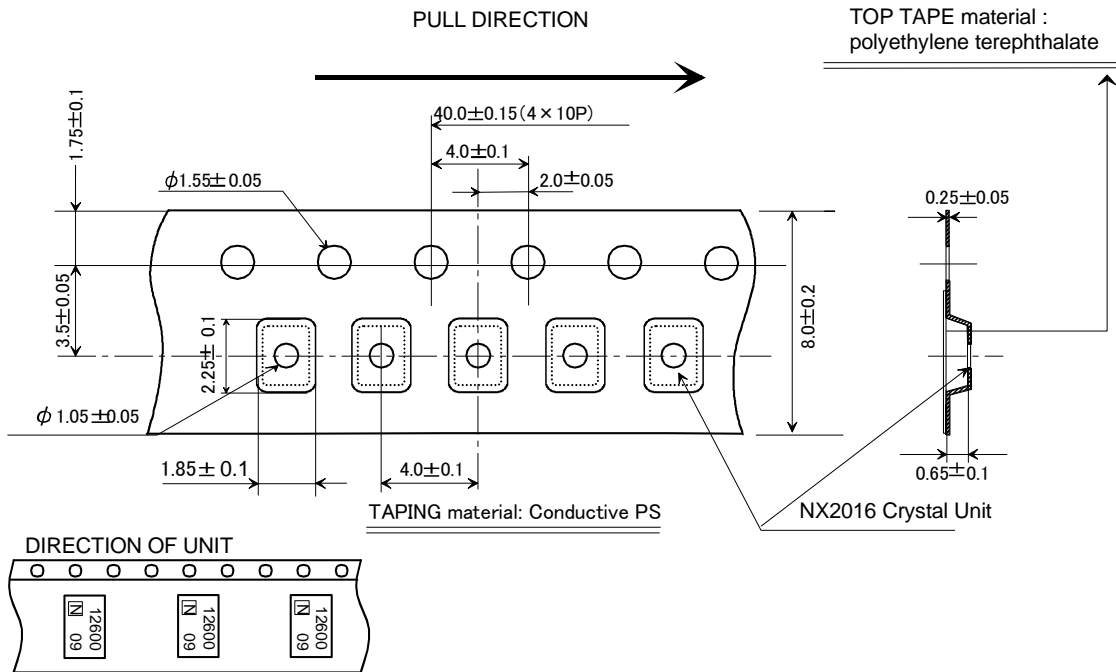
Roll method: 2 kind of methods
3000pcs-Product Tape



Sealing method: 2 kind of methods

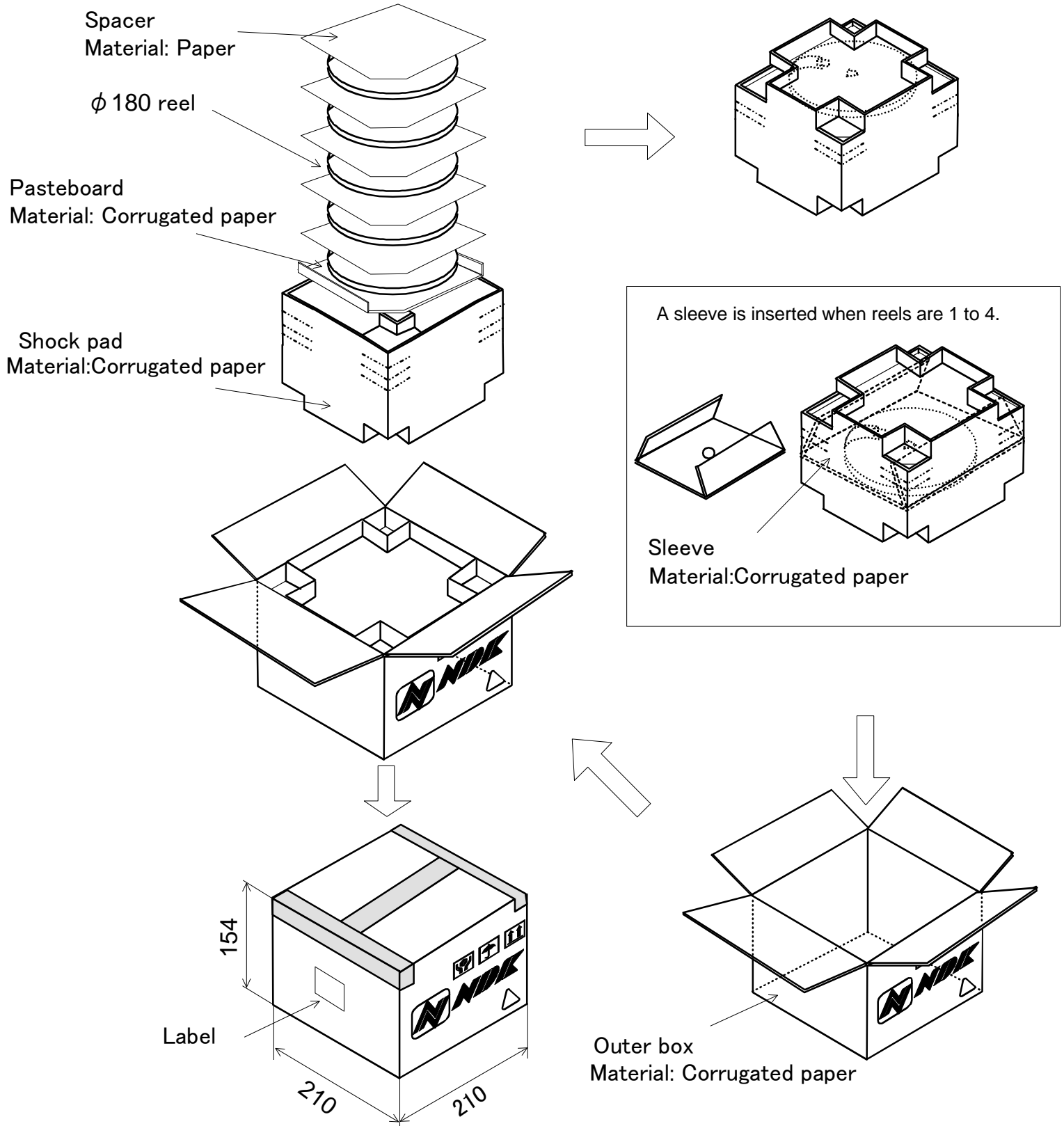
	Date of Revise	Charge	Approved	Reason
B	3 Oct. 2016	H. Ohkubo	H. Murakoshi	Addition of roll method and sealing method.
	Date	Name	Third Angle Projection	Tolerance
Drawn	12.Apr.2005	K.Oguri	Dimension:mm	Scale
Designed	12.Apr.2005	K.Oguri	Title	Drawing No.
Checked	-----	-----	NX2016 Series Taping and Reel Spec.	EXK17B-00200
Approved	12.Apr.2005	K. Miyashita		
				B

NIHON DEMPA KOGYO CO., LTD.



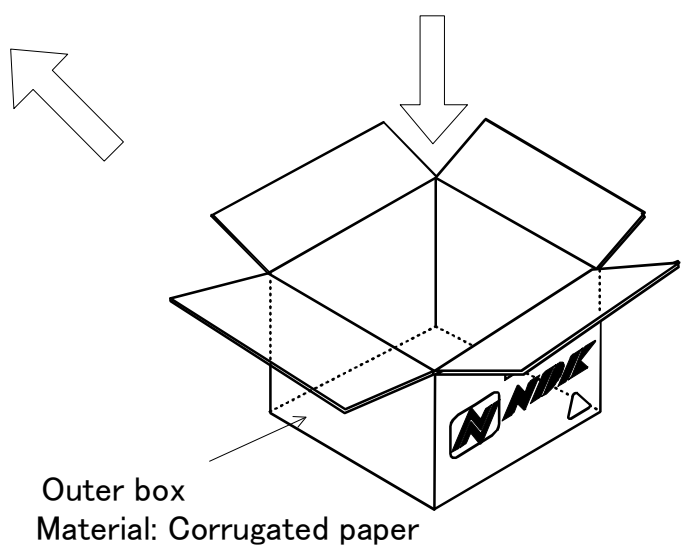
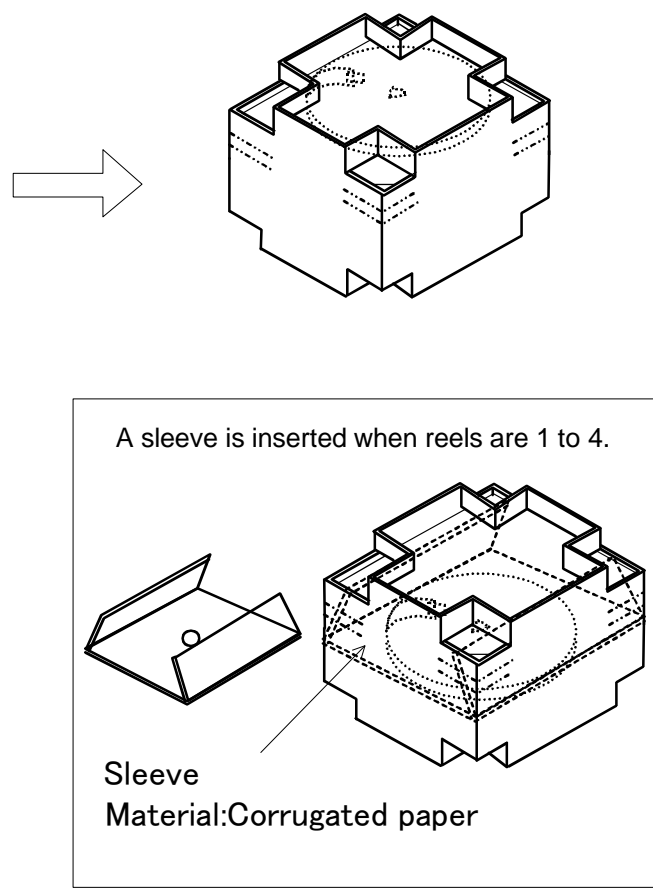
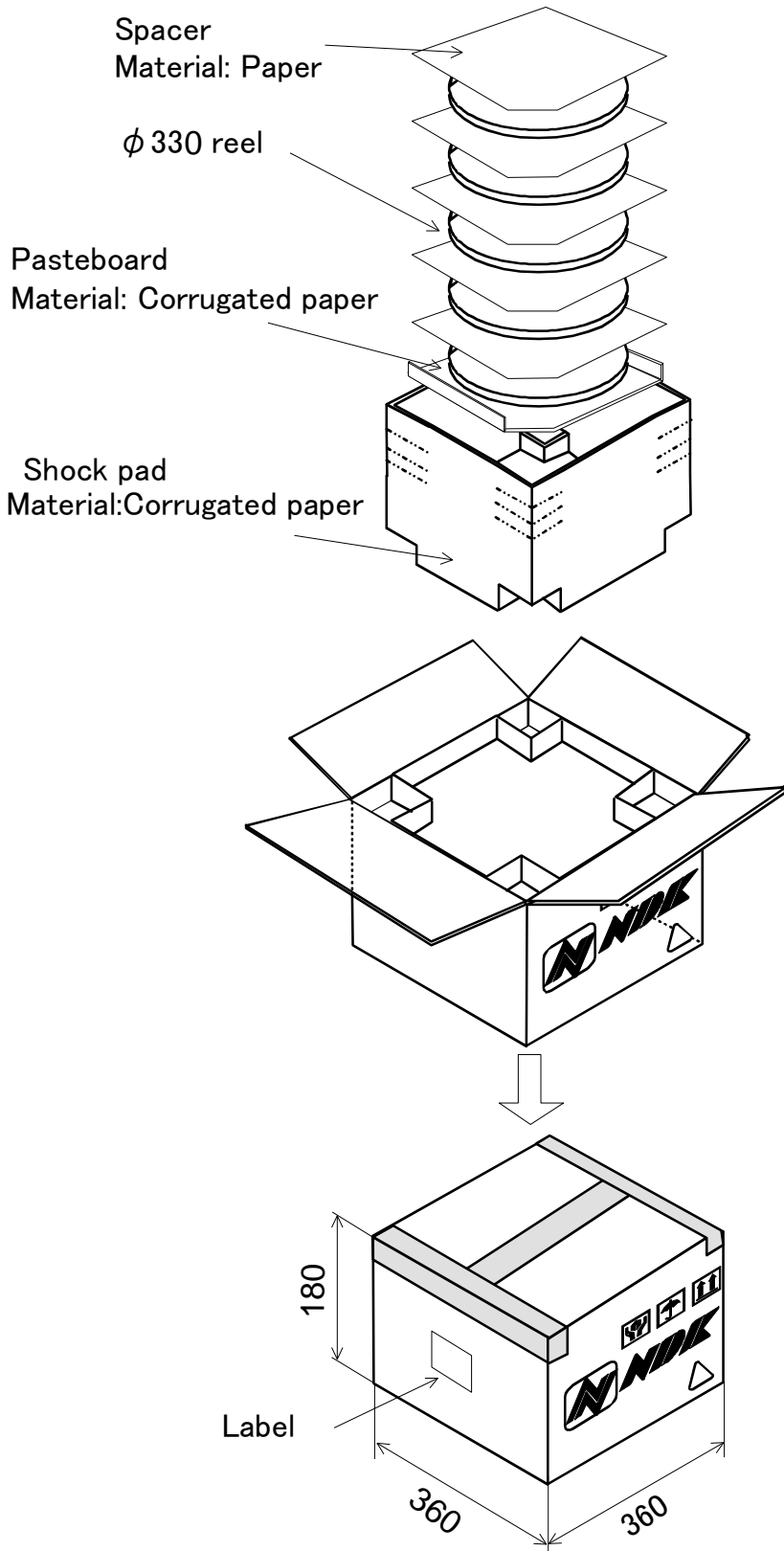
	Date of Revise	Charge	Approved	Reason
	Date	Name	Third Angle Projection	Tolerance
Drawn	19 Apr. 2017	S. Takeda	Dimension:mm	Scale
Designed	19 Apr. 2017	S. Takeda	Title	Rev.
Checked	-----	-----	NX2016SA Taping and Reel Spec.	Drawing No. EXK17B-00423
Approved	19 Apr. 2017	H. Murakoshi		

NIHON DEMPA KOGYO CO., LTD.



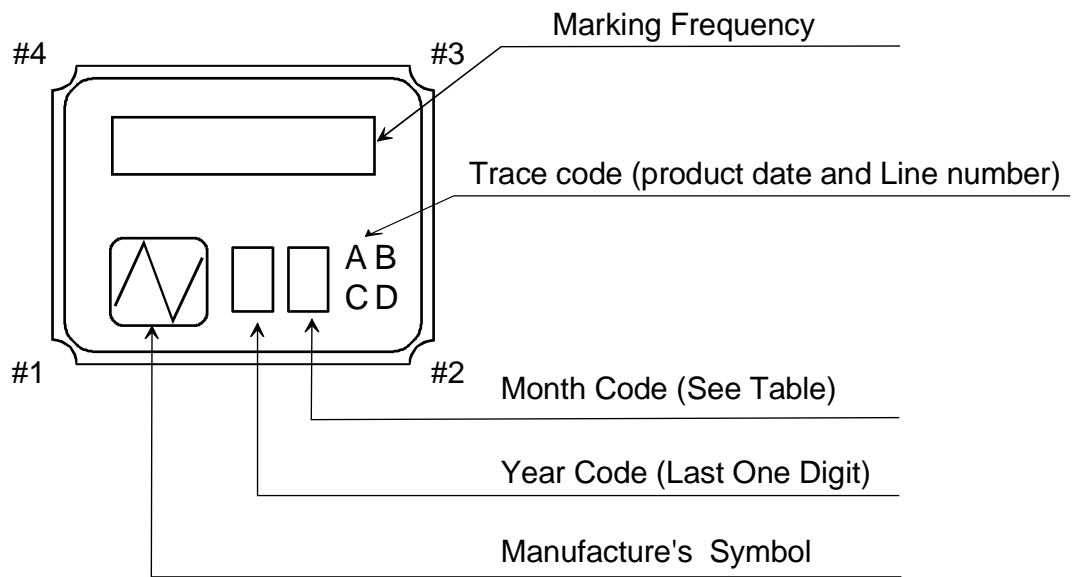
	Date of Revise	Charge	Approved	Reason	
C	4 Jul. 2012	H.Ohkubo	K.Oguri	Addition of condition when reels are 1 to 4.	
	Date	Name	Third Angle Projection	Tolerance	Scale
Drawn	26 Feb. 2010	H. Ohkubo	Dimension:mm	-----	-----
Designed	26 Feb. 2010	K.Oguri	Title	Drawing No.	Rev.
Checked	26 Feb. 2010	K.Oguri			
Approved	26 Feb. 2010	J. Nakamura			
			180 dia. Reel package	EEK17B-00015	C

NIHON DEMPA KOGYO CO., LTD.



	Date of Revise	Charge	Approved	Reason	
B	18 Nov. 2016	H. Ohkubo	H. Murakoshi	Addition of condition when reels are 1 to 4.	
	Date	Name	Third Angle Projection	Tolerance	
Drawn	26 Feb. 2010	H. Ohkubo	Dimension:mm	-----	
Designed	26 Feb. 2010	K. Oguri	Title 330 dia. Reel package	Drawing No. EEK17B-00012	
Checked	26 Feb. 2010	K. Oguri			Rev. B
Approved	26 Feb. 2010	J. Nakamura			

NIHON DEMPA KOGYO CO., LTD.



NOTE

1. Frequency Code

Marking Frequency is consist of five digits, first five digits of Nominal Frequency

Example

Nominal Frequency	28.636363 MHz
Frequency Code	28.636

2. Month Code Table

Month	1 Jan.	2 Feb.	3 Mar.	4 Apr.	5 May.	6 Jun.	7 Jul.	8 Aug.	9 Sep.	10 Oct.	11 Nov.	12 Dec.
Month Code	1	2	3	4	5	6	7	8	9	X	Y	Z

*Marking digits are not include a decimal point and dot mark.

	Date of Revise	Charge	Approved	Reason
D	10. Dec 2014	Y.Sakurai	H.Kobayashi	Added terminal number information.
	Date	Name	Third Angle Projection	Tolerance
Drawn	16.Jan.2006	I.Miyahara	Dimension:mm	Scale
Designed	16.Jan.2006	I.Miyahara	Title	Drawing No.
Checked	16.Jan.2006	---	Crystal Holder Marking	EXH11B-00317
Approved	16.Jan.2006	K.Okamoto		
				D

NIHON DEMPA KOGYO CO., LTD.

Reliability assurance item

(page: 1/1)

No.	Test Item	Test Methods	Specification Code
1	High Temperature Storage *1	+85±3°C 720h	A
2	Low Temperature Storage	-40±3°C 500h	A
3	Temperature Humidity	+60±3°C 90~95%RH 500h	A
4	Temperature Cycling *1	-40±3°C / +85±3°C It is 500 cycles using 30 minutes each as 1 cycle.	A
5	Vibration	Frequency Range : 10~55Hz Amplitude : 1.52mm 1 cycle : 1 minutes Test time : Three mutually perpendicular axes each 2 hours.	A
6	Shock	Devices are shocked to half sine wave (981m/s ²) three mutually perpendicular axis each 3 times.	A
7	Drop	Devices are dropped from the height 75cm onto wooden block. (more than 30mm thickness.) Execution 3 times random drops	A
8	Solderability	Pre-heat temperature : +150±10°C Pre-heat time : 60~120s When the temperature of the specimen is reached at +215±3°C, it shall be left for 30±1sec. Peak temperature 240±5°C Material: Pb-free (Sn-3.0Ag-0.5Cu) Flux : Rosin resin methyl alcohol solvent (1 : 4)	B
9	Reflow resistance	Pre-heat temperature : +150~180°C Pre-heat time : 90±30s Heat temperature : more than +230°C Heat time : 30s±10s Peak temperature : +260±5°C Peak time : less than 10s	A

***1. High Temperature Storage and Temperature Cycling**

In case of customer spec on High temperature exceed +85°C, Low temperature exceed -40°C, above test according to customer spec high or low temperature will be perform and guarantee.

Specification code	Specification
A	$\Delta f/f \leq \pm 5 \text{ ppm}$ $\Delta Cl/Cl \leq \pm 15 \% \text{ or } 5 \Omega \text{ make use larger value}$
B	The electrodes should be covered by a new solder at least 90% of immersed area.