



RoHS Compliant
Directive 2011/65/EU

SPECIFICATION

Customer: ST Micro Electronics

Item:	CRYSTAL OSCILLATOR
Type:	NT1612AB
Nominal frequency:	50 MHz
Customer's Spec. No.:	----
NDK Spec. No.:	END5348A

Receipt

Revision Record						
Rev.	Date	Items	Contents	Approved	Checked	Drawn
----	Feb. 21. 2017	Issue	---	K.Moriya	T.Abe	T.Saitoh
A	Sep. 27. 2017	10.3 Packing	ETK17B-00421A → ETK17B-00478	K.Moriya	S.Kawahara	S.Kawahara
B	Mar. 15. 2018	3.2 Supply voltage	+2.5 V +/-0.1 V、+3.3 V +/-0.1 V Max.+3.6 V →+2.5 to +3.6 V(Typ.+3.3 V)	K.Moriya	K.Koyama	M.Mizoguchi
		3.9.2. Frequency/Voltage coefficient	+2.5 V +/-0.1 V → +2.5 to +3.6 V			
C	Jun. 4. 2018	3.2 Supply voltage	+2.5 to +3.6 V(Typ.+3.3 V) →+1.68 to +3.63 V(Typ.+3.3 V)	T.Hosoda	K.Koyama	M.Mizoguchi
		3.9.2. Frequency/Voltage coefficient	+2.5 to +3.6 V → V _{CC} +/-5 %			

1. Type NT1612AB

2. Maximum Rating

	Item	Rating	unit
1	Supply Voltage	-0.6 to +4.6	V
2	Input voltage range of Enable/Disable Terminal	-0.6 to $V_{CC} + 0.6$, +4.6 Max.	V
3	Storage temp. range	-40 to +85	°C

3. Electrical specification

	Parameters	Electrical Spec.				Notes
		Min.	Typ.	Max.	Units	
1	Nominal frequency		50		MHz	
2	Supply voltage (Vcc)	+1.68	+3.3	+3.63	V	(-Earth)
3	Current consumption			2.0	mA	Enabled
				3	μA	Disabled
4	Output voltage	0.8			Vp-p	Clipped sine wave (DC-Coupling)
5	Operating temp. range	-30		+85	°C	
6	Load impedance (resistance part)	9	10	11	kΩ	
7	Load impedance (parallel capacitance)	9	10	11	pF	
8	DC-cut capacitor					[DC-cut capacitor of output is not put in TCXO. Please add DC-cut capacitor (1000 pF) in output line.]
9	Frequency stability					
	1. Frequency /Temperature characteristics	-2.5		+2.5	ppm	-30 to +85 °C Based on frequency at +25+/-2 °C
	2. Frequency/Voltage coefficient	-0.2		+0.2	ppm	$V_{CC} \pm 5\%$
	3. Frequency/Load coefficient	-0.2		+0.2	ppm	(10 kΩ/10 pF) $\pm 10\%$
	4. Frequency tolerance	-1.5		+1.5	ppm	at +25 +/-2 °C before reflow soldering, based on nominal frequency
5. Long-term frequency stability		-1.0		+1.0	ppm	year
		-5.0		+5.0	ppm	10 years
						Year(at +25+/-2 °C)
10	Start-up time			2.0	ms	More than 90 % of final output voltage
11	Stabilization time			2.0	ms	Within +/-0.5 ppm of steady state frequency
12	Harmonic distortion			-8.0	dBc	
13	Symmetry	40		60	%	
14	Phase noise (This is tentative specification.)		-114	-102	dBc/Hz	@100 Hz offset
			-135	-125	dBc/Hz	@1 kHz offset
			-152	-144	dBc/Hz	@10 kHz offset
			-156	-147	dBc/Hz	@100 kHz offset

	Parameters	Electrical Spec.				Notes
		Min.	Typ.	Max.	Units	
15	Enable/Disable function					
	1. High input voltage(Enable)	80 % Vcc		Vcc	V	
	2. Low input voltage(Disable)	0V		20 % Vcc	V	

4. Reflow soldering

After 2 times reflow soldering, frequency deviation shall meet within max +/-1.0 ppm.
Based on frequency before the reflow soldering.
Conditions of temperature profile (Refer to Fig.1)
Soldering peak temp. +260 °C

5. Marking

- (1) Lot No.
- (2) Manufacture Name (NDK symbol mark)
- (3) Nominal frequency (MHz)
- (4) Trace code

6. Inspection parameters

Para 3.1, 3.3, 3.4, 3.9.1, 3.15.1, 3.15.2, 5, 10.2 are inspected.
The other parameters are guaranteed to be within specified characteristics by NDK design.
Inspection data is not submitted for mass production lot. But only if requested, a copy of first lot production data will be submitted.

7. Precaution in the storage

Please keep the oscillator in the ordinary temperature and humidity that are suggested as below table.

MSL		After taking out of dry bag
2	Temperature	+30 °C max.
	Humidity	60 % max.
	Period	1 year max. *

(table)

* It is desirable for the oscillator to be used within 1 year after taking out of dry bag.
Please pack the oscillator into used dry bag with a desiccant and seal it up by heat sealer etc.
In case the heat sealer is not available, sealing up with cellophane tape or a vinyl tape will do.

8. Frequency establishment condition

When output frequency is set, we suppose to have the ground pattern under the oscillator.

9. Washing

Not available for washing.

10. Application drawing

- 10.1 Reliability assurance item
ETS30B-00399
- 10.2 Dimension of External
ETD14B-01913
- 10.3 Packing
ETK17B-00478
- 10.4 Land pattern
ETD15B-00061
- 10.5 Marking
ETH11B-00493A

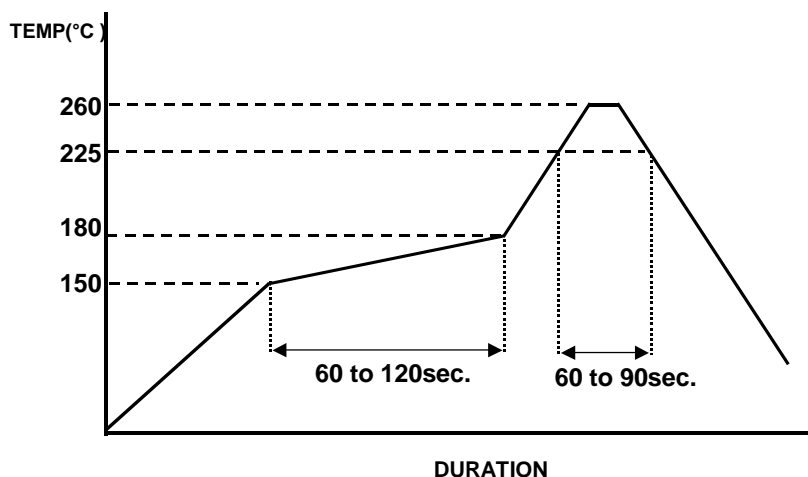
11. Notice

- 11.1 Order items are manufactured according to specification. As to conditions, which are not indicated in this specification and unpredictable such as applied condition and oscillation margin, please check them beforehand.
- 11.2 Unless we receive request for modification within 3 weeks from the issue date of this NDK specification sheet, we will supply products according to this specification. Also, if you'd like to modify specification of order, which has been placed with delivery request within 3 weeks from the issue data of this specification sheet, we would like to discuss with you separately.
- 11.3 Where any change to the process condition is made due to the change(s) in the production line, inform personnel of the specifications.
- 11.4 Should this specification data give rise to any disputes relating to any intellectual property rights or any other rights of a third person, the company shall not indemnify anyone for any damage. Their disclosure must not be construed as the grant of a license to use any of the intellectual property rights owned by the company.
- 11.5 If you intend to use products listed on this specification for applications that may result in loss of life or assets (controls relating to safety, medical equipment, aeronautical equipment, space equipment, etc.), please do not fail to advise us of your intention beforehand.
- 11.6 In the company's production process whatever amount of ozone depleting substances (ODS) as specified in the Montreal protocol is not used.
- 11.7 Information contained in this specification must not be quoted, reproduced or used for other purposes including processing either in part or in full without obtaining prior approval from the company.
- 11.8 In no event shall the company be liable for any product failure resulting from an inappropriate handling or operation of the product beyond the scope of its guarantee.
- 11.9 The appearance color and so on have a different case by purchasing it more than 2 suppliers of the component, but characteristic and reliability are guaranteed.
- 11.10 If you use resin for fixing components during manufacturing, please keep resin from adhering to the oscillator.

12. Prohibited items

Be sure to use the product under the following conditions. Otherwise, the characteristics deterioration or destruction of the product may result.

- (1) Reflow soldering heat resistance
Peak temperature: +260 °C
Heating: +225 °C or higher, 90 sec
- (2) Manual soldering heat resistance
Pressing a soldering iron of +410 °C on the terminal electrode for five seconds.



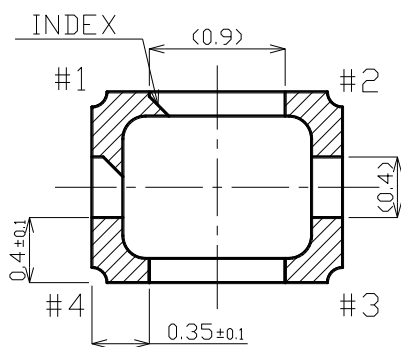
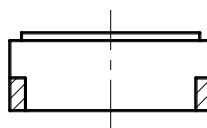
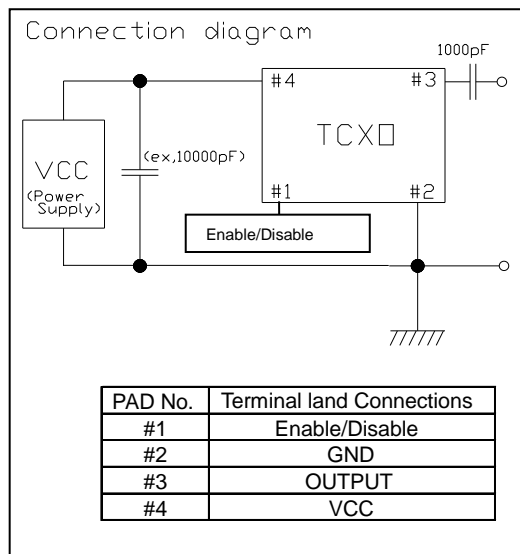
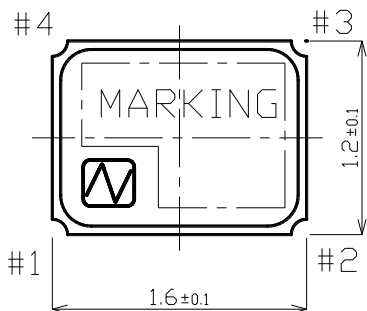
(Fig.1)

Reliability assurance item

(page: 1/1)

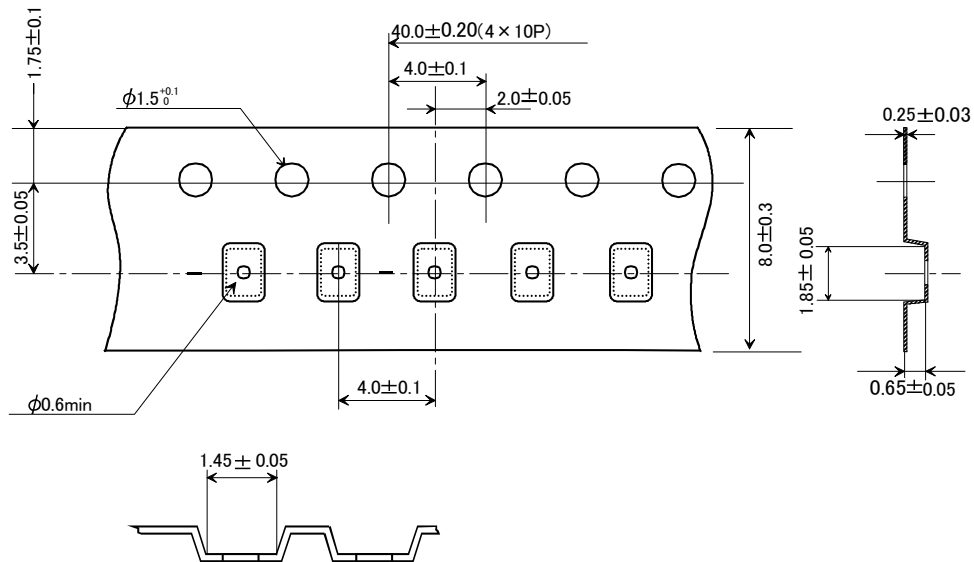
No.	Test Item	Test Methods	Specification Code
1	Vibration	5 to 26Hz: 1.52mm (total amplitude) 26 to 500Hz: 19.6m/s ² 20 minutes per 1 cycle. 2 hours for each 3 planes.	A
2	Shock	Half sine wave 6ms, 980 m/s ² . 3 times for each 3 planes.	A
3	Drop Test	Drop freely on the concrete from the height of 150cm With jig(150g). 3time for each 6 planes.	A
4	Humidity	+60°C, 95% RH for 48H. And normal temperature, with normal humidity for 24H.	A

Specification code	Specification
A	After the test, shall meet electrical specification.



Date of Revise		Charge	Approved	Reason
Drawn	4.Nov.2015	A.Teranishi	Third Angle Projection Dimension:mm	Tolerance +/- 0.2
Designed	4.Nov.2015	A.Teranishi	Title Dimension of External	Scale 20 / 1
Checked	4.Nov.2015	H.Harima		
Approved	4.Nov.2015	K.Moriya		
			Drawing No. ETD14B-01913	Rev.

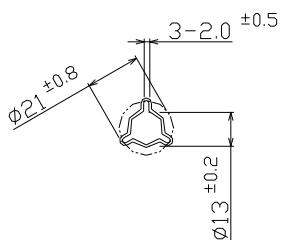
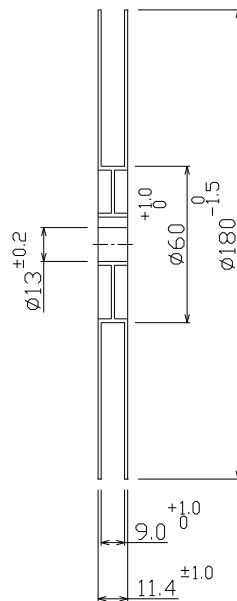
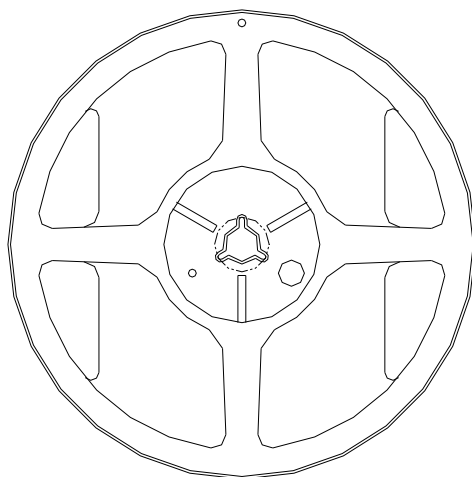
NIHON DEMPA KOGYO CO., LTD.



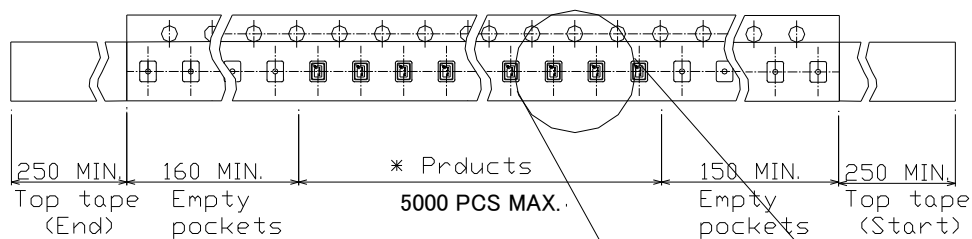
	Embossed carrier tape	Top cover tape
Materials	PS	PET + PE + Adhesive layer
Disposition	Antistatic	Antistatic

Date of Revise	Charge	Approved	Reason		
	Date	Name	Third Angle Projection	Tolerance	Scale
Drawn	4.Sep.2017	Y.Konno	Dimension:mm	-----	3/1
Designed	4.Sep.2017	Y.Konno	Title	Drawing No.	Rev.
Checked	4.Sep.2017	S.Kawahara			-
Approved	4.Sep.2017	K.Moriya			
Packing			ETK17B-00478 (1/3)		-

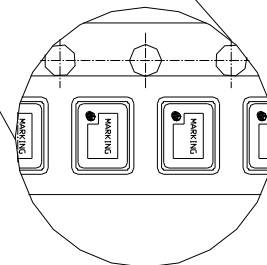
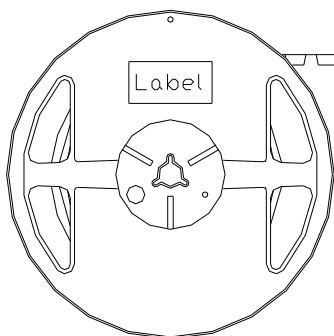
NIHON DEMPA KOGYO CO., LTD.



Materials : PS
Disposition : Antistatic



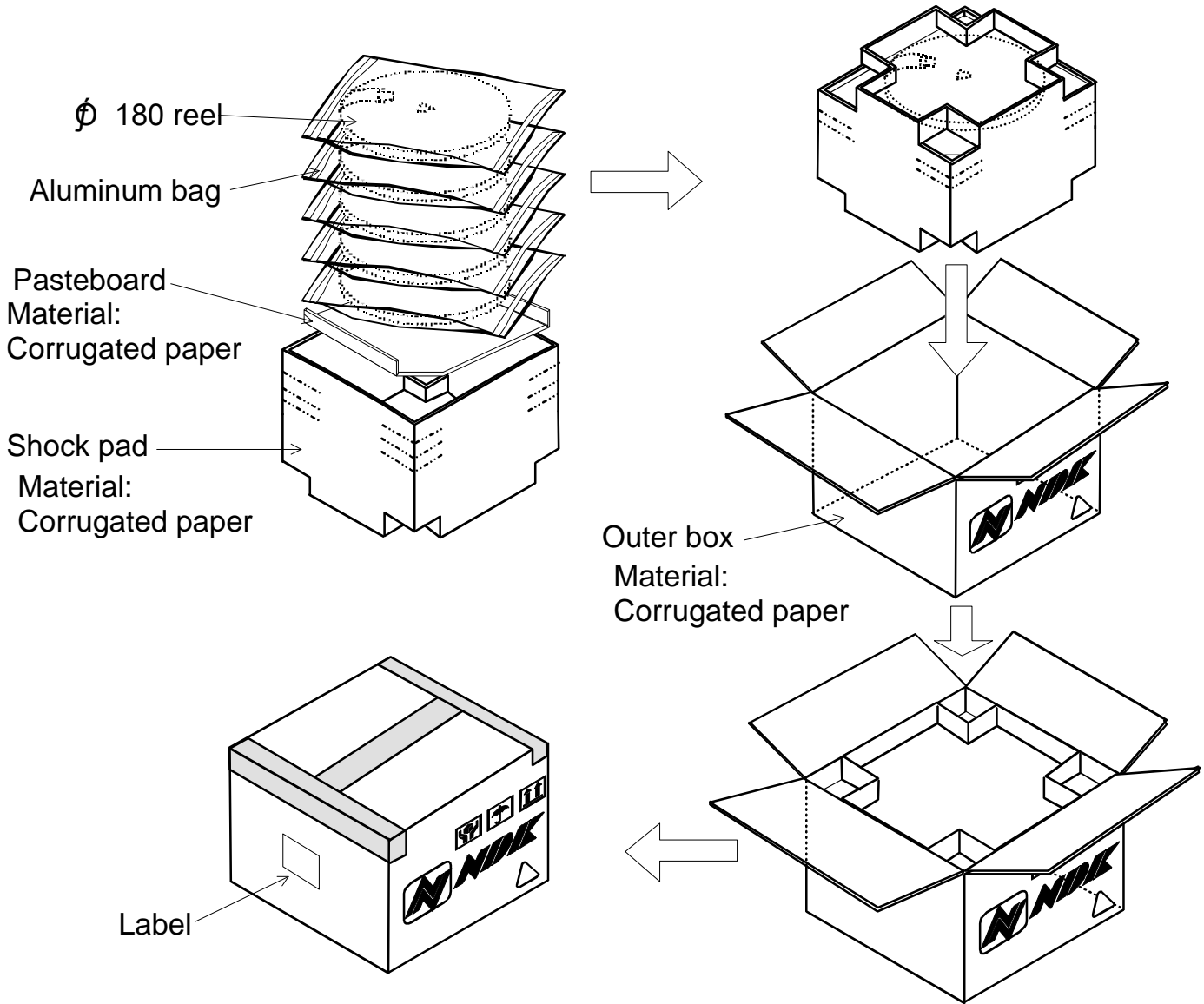
* There are no vacant pockets for this area.



Date of Revise	Charge	Approved	Reason		
Date	Name	Third Angle Projection	Tolerance	Scale	
Drawn	4.Sep.2017	Y.Konno	Dimension:mm	----	----
Designed	4.Sep.2017	Y.Konno	Title	Drawing No.	Rev.
Checked	4.Sep.2017	S.Kawahara			ETK17B-00478 (2/3)
Approved	4.Sep.2017	K.Moriya		Packing	

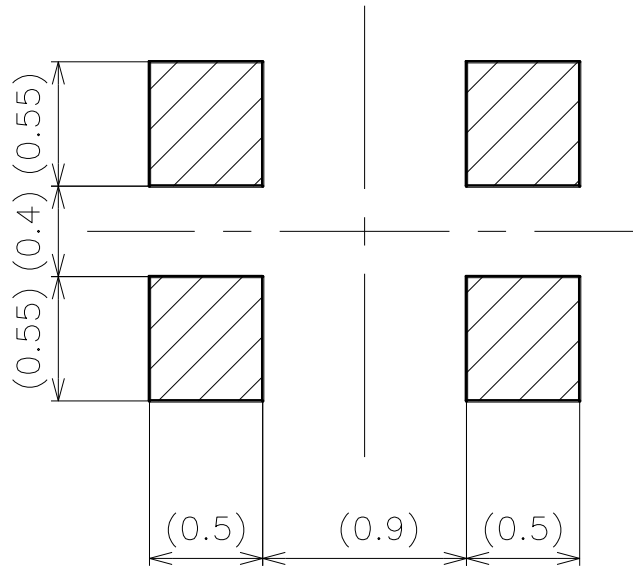
NIHON DEMPA KOGYO CO., LTD.

-5000pcs.Max./Reel
 -5 Reels Max./Carton



	Date of Revise	Charge	Approved	Reason	
	Date	Name	Third Angle Projection	Tolerance	Scale
Drawn	4.Sep.2017	Y.Konno	Dimension:mm	----	----
Designed	4.Sep.2017	Y.Konno	Title	Drawing No.	Rev.
Checked	4.Sep.2017	S.Kawahara			
Approved	4.Sep.2017	K.Moriya			
			Packing	ETK17B-00478 (3/3)	-

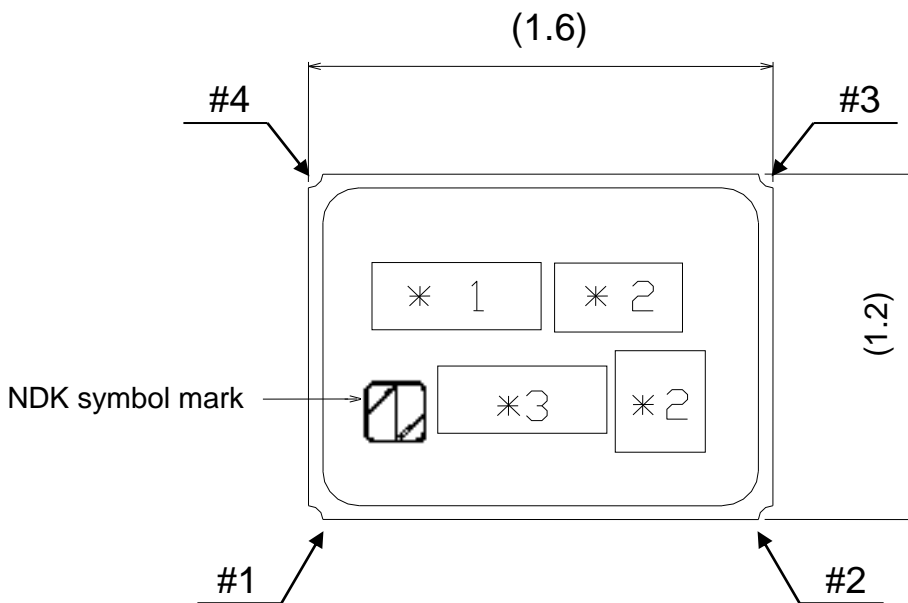
NIHON DEMPA KOGYO CO., LTD.



Note) Please reserve a large ground pattern on the PCB where the oscillator is installed.

	Date of Revise	Charge	Approved	Reason	
	Date	Name	Third Angle Projection	Tolerance	Scale
Drawn	28.Feb.2013	M.Uno	Dimension:mm	-----	30 / 1
Designed	28.Feb.2013	M.Uno	Title Land pattern	Drawing No. ETD15B-00061	Rev.
Checked	28.Feb.2013	K.Moriya			
Approved	28.Feb.2013	F.Asamura			

NIHON DEMPA KOGYO CO., LTD.



Terminal land connections: Please refer to “Dimension of External”.

(Marking Contents)

*1 Lot No.



Year Code (Last one digit)

Month Code (see table)

Month	1	2	3	4	5	6	7	8	9	10	11	12
Month Code	1	2	3	4	5	6	7	8	9	O	N	D

Following No.

*2 Trace code

Trace code indicates production date and production line number.

*3 Nominal Frequency

- A unit (MHz) is not written.
- A decimal point omits.

(Example : (2digits) 26MHz → 26 , (3digits) 19.2MHz → 192, (4more digits) 16.368MHz → 163)

Marking Method : Laser Trimming

	Date of Revise	Charge	Approved	Reason		
A	27. Apr. 2015	K.Koyama	K.Moriya	Clerical error Correction		
	Date	Name	Third Angle Projection	Tolerance	Scale	
Drawn	2. Oct. 2014	R.Shiohata	Dimension:mm	---	---	
Designed	2. Oct. 2014	R.Shiohata	Title	Drawing No.	Rev.	
Checked	2. Oct. 2014	H.Harima			A	
Approved	2. Oct. 2014	C.Ishimaru				
			Marking		ETH11B-00493	

NIHON DEMPA KOGYO CO., LTD.