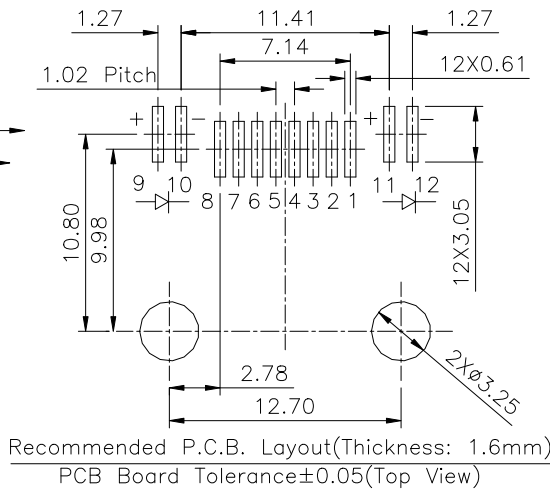
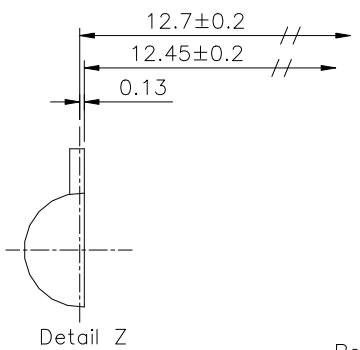
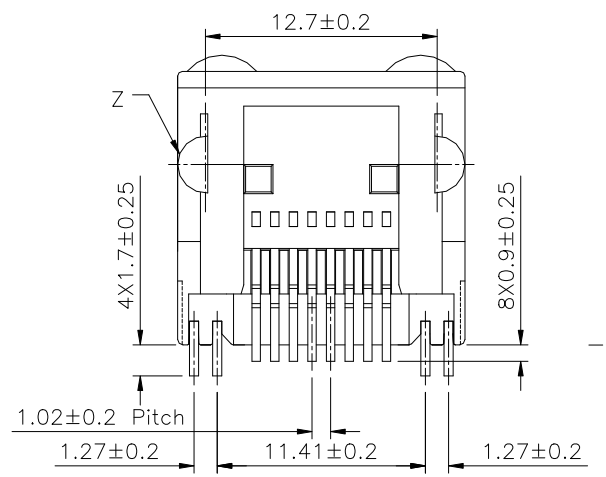
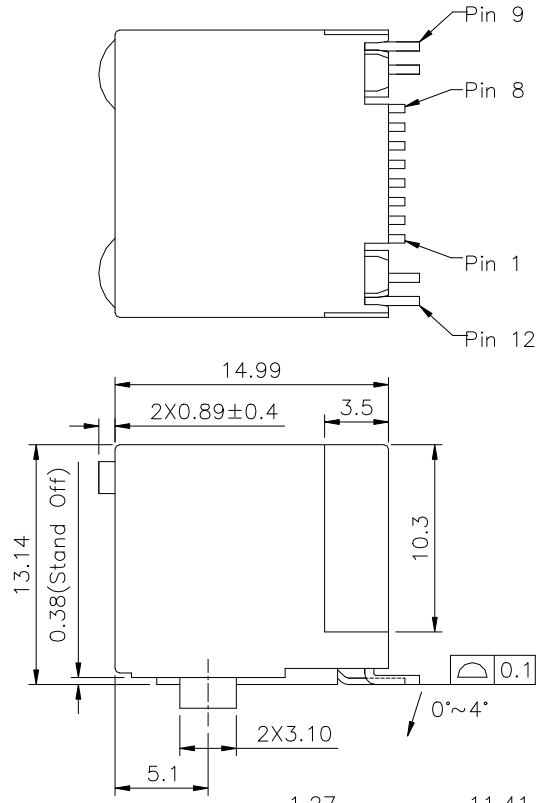
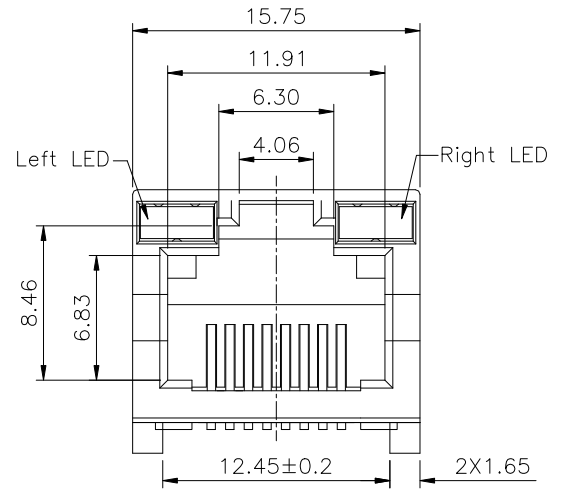


SPECIFICATION
 Current Rating:1.5A Max.
 Voltage Rating:150V AC Max.
 Operating Temperature:-40°C~+85°C
 Relative Humidity:70% ±10%RH
 Insulation Resistance:500 Megaohms Min. Initial
 At 500V DC
 Contact Resistance:20 Milliohms Max. Initial
 30 Milliohms Max. Final
 Durability:750 Cycles
 Dielectric Withstanding Voltage:
 1000V RMS. At 60Hz,1 Minute Between
 Adjacent Contacts
 1500V RMS. At 60Hz,1 Minute Between
 Shield And Contacts
 Housing:PA9T+G.F.(UL94V-0),Black
 Insert:PA46+G.F.(UL94V-0),Black
 Contact:Phosphor Bronze
 LED Solder Tail:Steel,Tin Plated
 Cavity Conforms To FCC Rules And
 Regulations Part 68,Subpart F.
 RoHS Compliant

- MJ UW 0808 K X XX P X X - R2H - H
 (1) (2) (3) (4)(5) (6)(7) (8) (9) (10) (11)
 (1) MJ:Modular Jack
 (2) UW:Upper Latch SMT Right Angle
 (3) 0808:8P8C
 (4) K:Insulator Color Black
 (5) X:Without Panel Stop
 (6) XX>Contact Finish
 06:Gold Plated 06u" On Contact Area,
 Gold Flash On Other Area,Over Nickel
 15:Gold Plated 15u" On Contact Area,
 Gold Flash On Other Area,Over Nickel
 30:Gold Plated 30u" On Contact Area,
 Gold Flash On Other Area,Over Nickel
 (7) P:With 2 Post
 (8) X:Right LED Position
 (9) X:Left LED Position
 (10) R2H:Tape & Reel 200 PCS/Reel
 (11) H:RoHS Compliant

LED Color					
Code	Forward	Reverse	Code	Forward	Reverse
A	Green	Red	J	Green	Orange
C	Green	Yellow(Amber)	K	Black	---
D	Yellow	Red	L	Lime	---
E	Yellow	Green	M	Orange	Green
F	Red	Green	N	Amber	---
G	Green	---	O	Orange	---
H	Red	Yellow	R	Red	---
I	Beige	---	Y	Yellow	---



AUK A MEMBER OF AUK GROUP
太聯事業股份有限公司
AUK CONTRACTORS CO., LTD.

CATEGORY		APPROVED BY		UNLESS OTHERWISE SPECIFIED TOLERANCES ARE .X ±0.25 .XX ±0.13 .XXX ±0.05
PART No. MJUW0808KXXXPXX-R2H-H		MEI		
DRAWING No. MJUW0808KXXXPXX-R2H-H		CHECKED BY HZF		
SCALE NONE		DRAWING BY CYP		
REV.	A0	UNIT	mm	

NO.	REV.	REVISIONS	CHK	DATE
△A0		NEW RELEASE	HZF	06/23/2015