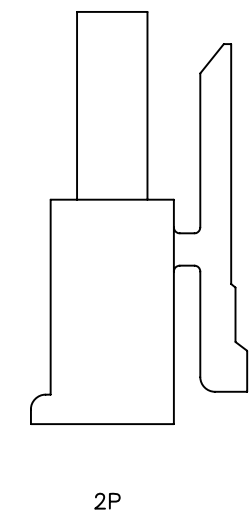
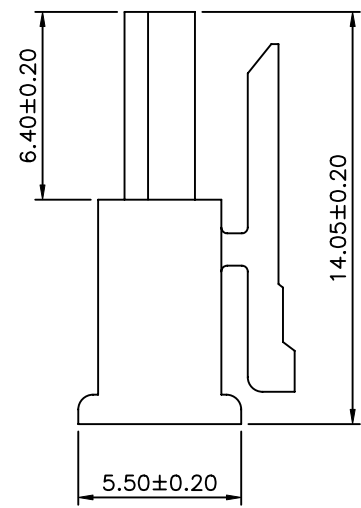
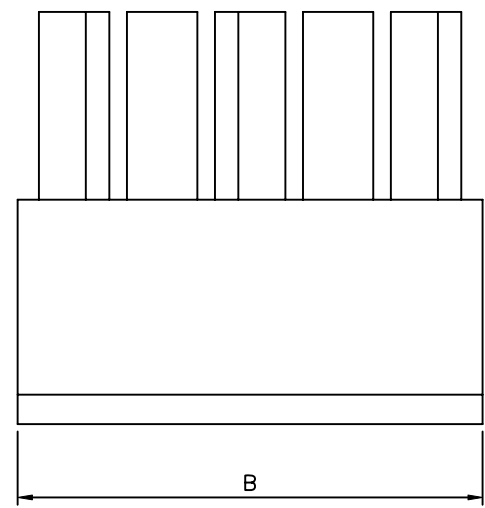
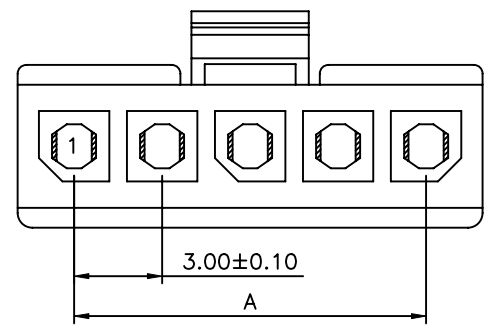


**SPECIFICATION**

- 1.General Characteristics**  
3.0mm Micro Fit 1XXX Receptacle
- 2.Material&Finish**  
Material:PA66(UL94V-2),Black
- 3.Electrical Characteristics**  
Current Rating:5A AC/DC  
Voltage Rating:250V AC/DC  
Insulation Resistance:1000 Megaohms Min.  
Withstanding Voltage:1500V AC/Minute
- 4.RoHS Compliant**

MIF 1 X XX S H - H  
 (1) (2) (3) (4) (5) (6)

(1) MIF:3.0 Micro Fit  
 (2) 1:Single Row  
 (3) XX:No. Of Position/Per Row  
 (4) S:Female  
 (5) H:Housing  
 (6) H:RoHS Compliant

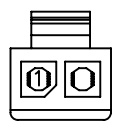


Circuit	A	B
2	3.00	6.85
3	6.00	9.85
4	9.00	12.85
5	12.00	15.85
6	15.00	18.85
7	18.00	21.85
8	21.00	24.85
9	24.00	27.85
10	27.00	30.85
11	30.00	33.85
12	33.00	36.85

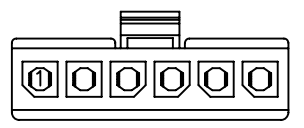
**AUK** A MEMBER OF AUK GROUP  
**太聯事業股份有限公司**  
**AUK CONTRACTORS CO., LTD.**

CATEGORY		APPROVED BY		UNLESS OTHERWISE SPECIFIED TOLERANCES ARE .X ±0.50 .XX ±0.25 .XXX ±0.10 ANG. ±2°
PART No. MIF1XXXSH-H		MEI		
DRAWING No. MIF1XXXSH-H		HZF		
		QQJ		
SCALE	NONE	REV.	A0	UNIT mm

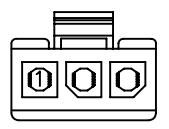
NO.	REV.	REVISIONS	CHK	DATE
△ A0		NEW RELEASE	HZF	04/05/2010



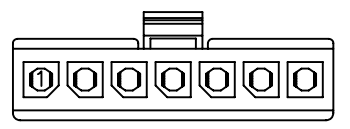
2P



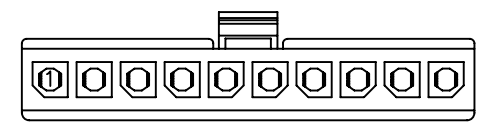
6P



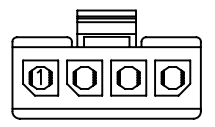
3P



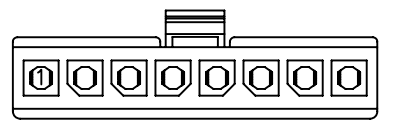
7P



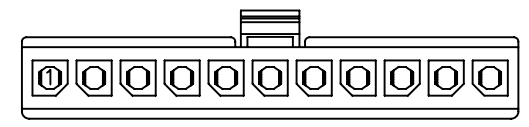
10P



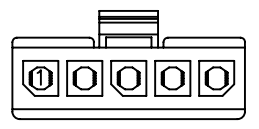
4P



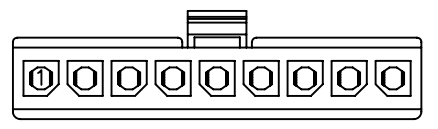
8P



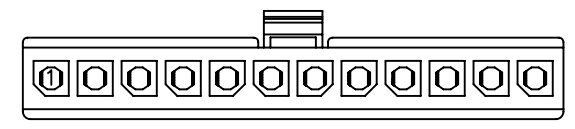
11P



5P



9P



12P

**AUK** A MEMBER OF AUK GROUP  
**太聯事業股份有限公司**  
**AUK CONTRACTORS CO., LTD.**

CATEGORY		APPROVED BY		UNLESS OTHERWISE SPECIFIED TOLERANCES ARE .X ±0.50 .XX ±0.25 .XXX ±0.10 ANG. ±2°						
PART No. MIF1XXXSH-H		MEI								
DRAWING No. MIF1XXXSH-H		CHECKED BY								
		HZF								
		DRAWING BY								
		QQJ								
SCALE	NONE	REV.	A0	UNIT	mm		△ A0	NEW RELEASE	HZF	04/05/2010
							NO.REV.	REVISIONS	CHK	DATE