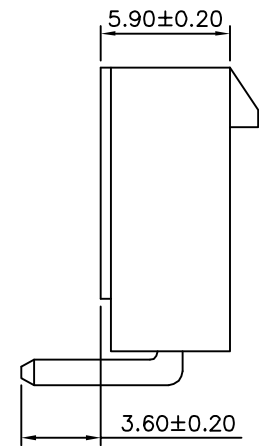
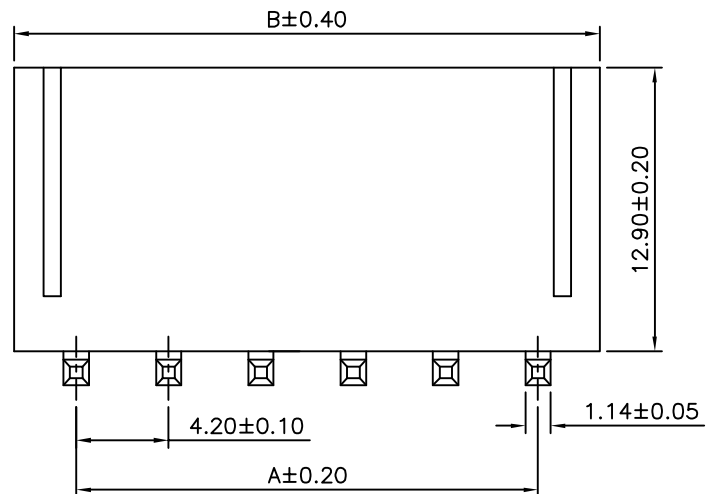
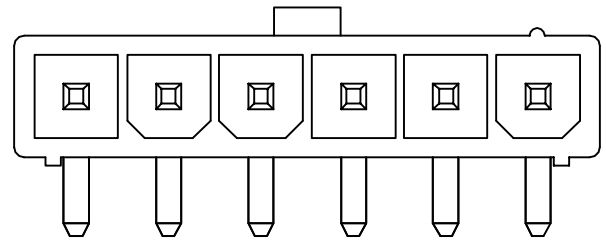


Recommended P.C.B. Layout



SPECIFICATION

Current Rating:7A AC/DC
 Voltage Rating:250V AC/DC
 Withstanding Voltage:1500V AC/Minute
 Contact Resistance:10 Milliohms Max.
 Insulation Resistance:1000 Megaohms Min.
 Operation Temperature:-25°C~+85°C
 Material:PA66
 Contact:Brass,Tin Plated
 RoHS Compliant

MF 1 X XX P R X - XX - XX - H
 (1) (2) (3) (4) (5) (6) (7) (8) (9)

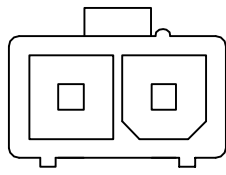
- (1) MF:4.2mm Mini Fit
- (2) 1:Single Row
- (3) XX:No. Of Position
- (4) P:Male Wafer
- (5) R:DIP Right Angle
- (6) X:Without Mounting Ear Without Post
- (7) XX:Flame Retardant
 Blank:UL94V-2
 VO:UL94V-0
- (8) XX:Insulator Color
 Blank:Nature
 WH:White
- (9) H:RoHS Compliant

Pin	A	B
02	4.20	9.80
03	8.40	14.00
04	12.60	18.20
05	16.80	22.40
06	21.00	26.60

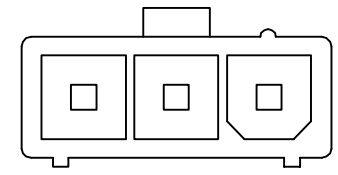
AUK A MEMBER OF AUK GROUP
太聯事業股份有限公司
AUK CONTRACTORS CO., LTD.

CATEGORY		APPROVED BY EMILY		UNLESS OTHERWISE SPECIFIED TOLERANCES ARE X. ±0.30 .X ±0.25 .XX ±0.20 .XXX ±0.015
PART No. MF1XXXPRX-XX-XX-H		CHECKED BY HZF		
DRAWING No. MF1XXXPRX-XX-XX-H		DRAWING BY SONG		
SCALE	NONE	REV.	A0	
UNIT mm				NO. REV.

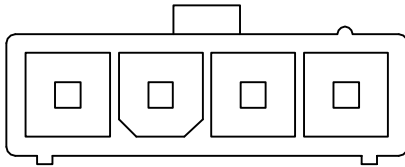
△ A0	NEW RELEASE	HZF	08/04/2011
NO. REV.	REVISIONS	CHK	DATE



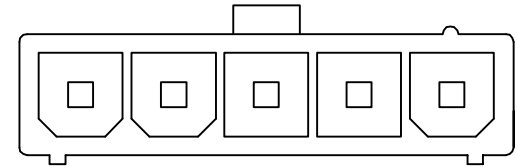
1X02P



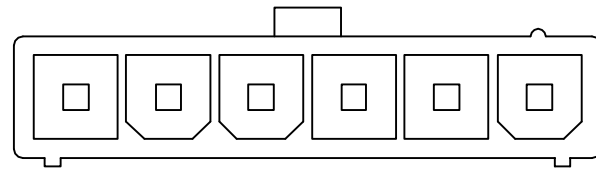
1X03P



1X04P



1X05P



1X06P

AUK A MEMBER OF AUK GROUP
太聯事業股份有限公司
AUK CONTRACTORS CO., LTD.

CATEGORY		APPROVED BY EMILY	
PART No. MF1XXXPRX-XX-XX-H		CHECKED BY HZF	
DRAWING No. MF1XXXPRX-XX-XX-H		DRAWING BY SONG	
SCALE	NONE	REV.	A0

UNLESS OTHERWISE SPECIFIED TOLERANCES ARE
 X. ±0.30
 .X ±0.25
 .XX ±0.20
 .XXX ±0.015

UNIT mm

NO.	REV.	REVISIONS	CHK	DATE
△ A0		NEW RELEASE	HZF	08/04/2011