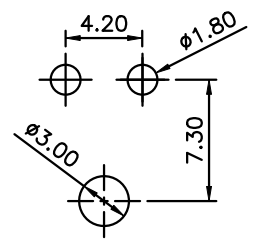
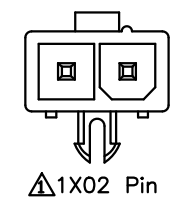
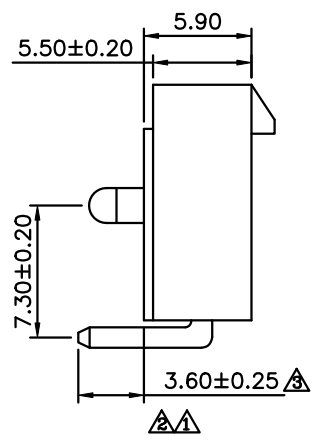
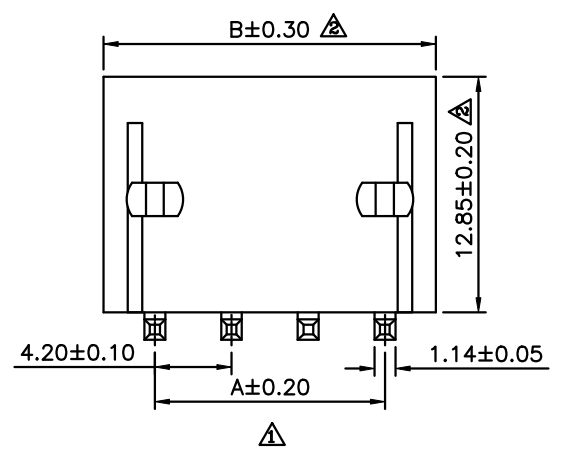
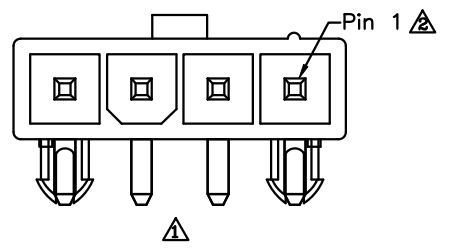


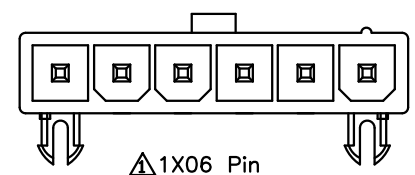
Recommended P.C.B. Layout
03P~06P



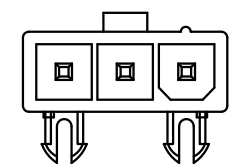
Recommended P.C.B. Layout
02P



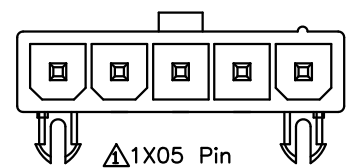
1X02 Pin



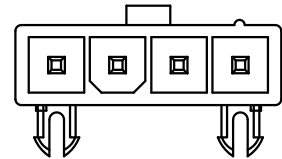
1X06 Pin



1X03 Pin



1X05 Pin



1X04 Pin

Pin	A	B
02	4.20	9.80
03	8.40	14.00
04	12.60	18.20
05	16.80	22.40
06	21.00	26.60

SPECIFICATION

- Current Rating:7A AC/DC
 - Voltage Rating:600V AC/DC
 - Withstanding Voltage:1500V AC/Minute
 - Contact Resistance:20 Milliohms Max.
 - Insulation Resistance:1000 Megaohms Min.
 - Temperature Range:-25°C~+85°C
 - Insulator:PA66
 - Contact:Brass,Tin Plated
 - RoHS Compliant
- MF 1 X XX P R P - XX - H
- (1) (2) (3) (4) (5) (6) (7) (8)
- (1) MF:4.2mm Mini-Fit Series
 - (2) 1:Single Row
 - (3) XX:No. Of Position/Per Row
 - (4) P:Male
 - (5) R:DIP Right Angle
 - (6) P:With Post
 - (7) XX:Flame Retardant
Blank:UL94V-2,Nature Color
V0:UL94V-0,White Color
 - (8) H:RoHS Compliant

AUK A MEMBER OF AUK GROUP
太聯事業股份有限公司
AUK CONTRACTORS CO., LTD.

CATEGORY	APPROVED BY	MEI	UNLESS OTHERWISE SPECIFIED TOLERANCES ARE X ±0.30 X ±0.25 XXX ±0.20 XXX ±0.05 ANG. ±1°
PART No. MF1XXXPRP-XX-H	CHECKED BY	HZF	
DRAWING No. MF1XXXPRP-XX-H	DRAWING BY	CYP	
SCALE NONE	REV.	A3	
UNIT mm			NO.REV.

NO.	REV.	REVISIONS	CHK	DATE
A3		Modify Data	HZF	10/19/2016
A2		Modify P/N:MF1XXXPRP-XX-XX-H --> MF1XXXPRP-XX-H	HZF	12/19/2014
A1		Modify Data	HZF	05/29/2012
A0		NEW RELEASE	HZF	08/04/2011