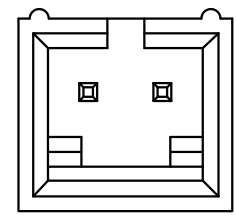
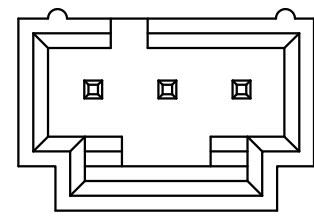


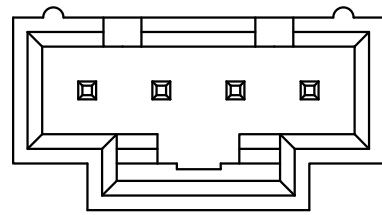
Recommended P.C.B. Layout



2P



3P



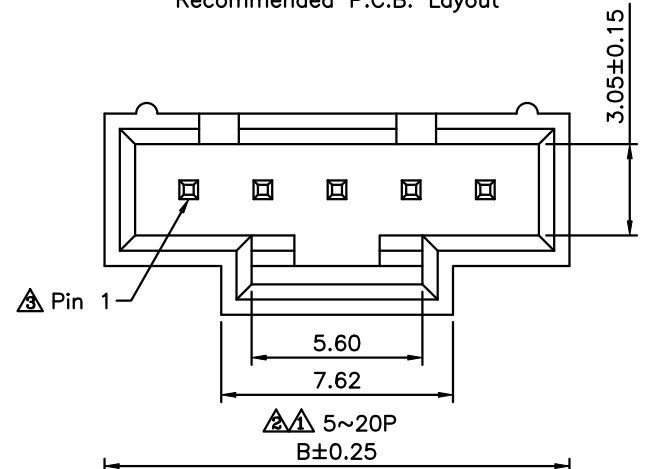
4P

△ SPECIFICATION

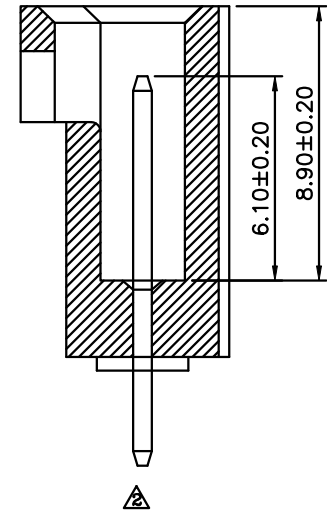
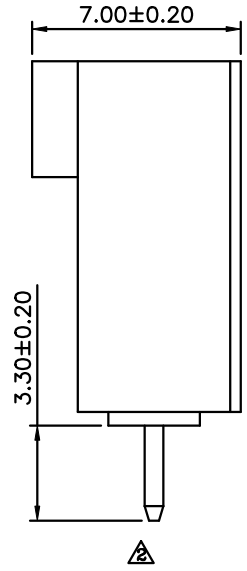
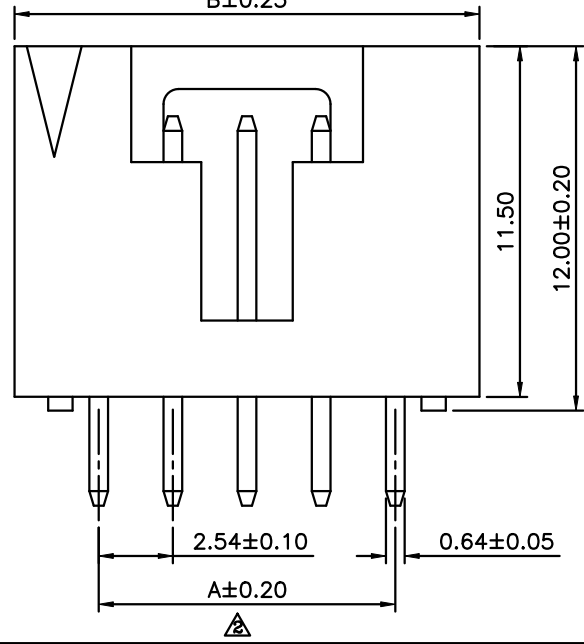
Current Rating:5A AC/DC
 Voltage Rating:250V AC/DC
 △ Contact Resistance:20 Milliohms Max.
 Withstanding Voltage:1500V AC/Minute
 Insulation Resistance:1000 Megaohms Min.
 Temperature Range:-25°C~+85°C
 Insulator:PA66+15%G.F.(UL94V-0),Black
 Pin:Brass,Gold Flash Over All,Over Nickel
 RoHS Compliant

MCG XX D G - H
 (1) (2) (3) (4) (5)

- △(1) MCG:2.54mm MCG Series
- (2) XX:No. Of Position
- (3) D:Male DIP Straight
- (4) G:Gold Flash Over All,Over Nickel
- (5) H:RoHS Compliant



5~20P
 B±0.25



Pin	A	B
02	2.54	7.62
03	5.08	10.16
04	7.62	12.70
05	10.16	15.24
06	12.70	17.78
07	15.24	20.32
08	17.78	22.86
09	20.32	25.40
10	22.86	27.94
11	25.40	30.48
12	27.94	33.02
13	30.48	35.56
14	33.02	38.10
15	35.56	40.64
16	38.10	43.18
17	40.64	45.72
18	43.18	48.26
19	45.72	50.80
20	48.26	53.34

AUK A MEMBER OF AUK GROUP
太聯事業股份有限公司
AUK CONTRACTORS CO., LTD.

CATEGORY		APPROVED BY		UNLESS OTHERWISE SPECIFIED TOLERANCES ARE X ±0.30 △ X ±0.25 XXX ±0.20 XXX ±0.05 ANG. ±1°		
PART No. MCGXXDG-H		MEI				
DRAWING No. MCGXXDG-H		CHECKED BY HZF				
SCALE NONE		DRAWING BY CYP				
REV.	A3	UNIT mm	NO. REV.	REVISIONS	CHK	DATE

△ A3	Modify Data	HZF	07/07/2016
△ A2	Modify Data	HZF	05/06/2015
△ A1	Modify Data	HZF	10/22/2013
△ A0	NEW RELEASE	HZF	10/03/2012