



Model	Output Current	Input Current	Input Power	Output Power	PF(Full load)	Efficiency (Full load)	Output Voltage	No load Voltage
LC65W350-500	350mA	0.45A	76W	39-65W	0.95	≥ 88%	111-186V	220V
	500mA		76W				78-130V	

* Test result @230V, 50Hz, Full Load.



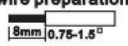
1. Parameters

category	Item	Technical Norm
Features	Output Type	Constant Current
	IP Grade	IP20
	Output Features	Isolation
	Insulation Class	Class I
Input	Rated Input Voltage	220-240VAC
	Range of Input Voltage	176-264VAC or 176-280VDC
	Frequency	50/60Hz
	Input Current	≤0.45A (176VAC, full load)
	Input Power	≤76W (230VAC, full load)
	Power Factor	≥0.95 (230VAC, full load)
	THD	≤15% (230VAC, full load)
	No-load Power Consumption	≤0.5W @230VAC
	Inrush Current	≤25A/85us (230VAC, Full-load)
Connected quantity of 16A Breaker	19pcs/type B ; 32pcs/type C @ 230Vac	
Output	Current Accuracy	±5% @ (78-130V 500MA) ±8% @ (111-186V 350MA)
	Max. Output Power	65.1W
	Started Delay Time	≤0.5S (230VAC, full load)
	Current Ripple	±5%(Imax-Imin)/(Imax+Imin)
Protection	Short Circuit Protection	Auto Recovery
	Overload Protection	Auto Recovery
	No-load Protection	Auto Recovery
	Insulation voltage	I/P to O/P , 3KVac/1min
	Insulation resistance	>100M ohm @ 500VDC
Leakage current	I/P to O/P < 250μA	
Environment	Ta/Operation Temperature	-20...+50°C

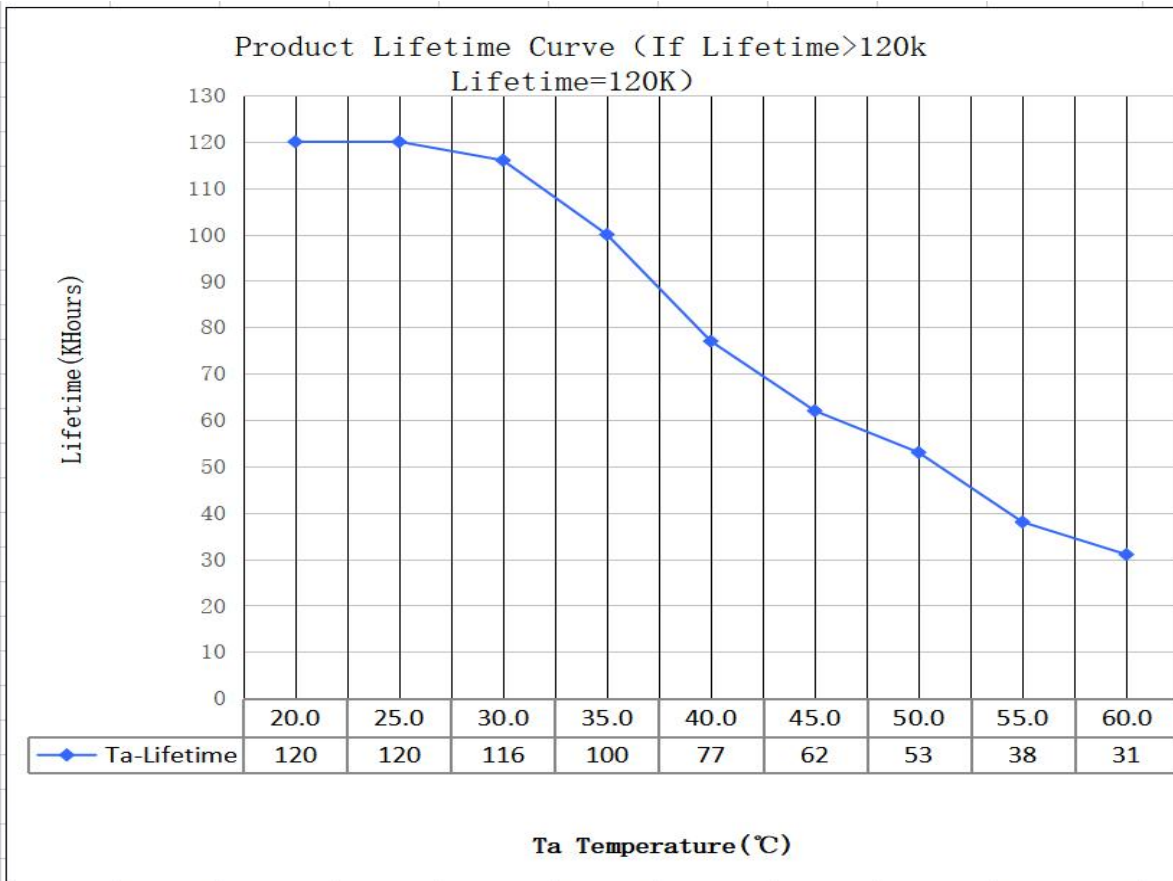
	Ts/Storage Temperature	-40....+80 °C
	Tc/Enclosure Temperature	85 °C
	Humidity	10%.... 90%RH
	Atmosphere	86-108KPa
Construction	Connection Method	Push-in Terminal
	Installation	Build-in
	PRI Wire preparation	0.75-1.5 [□]
	SEC Wire preparation	0.5-1.5 [□]
	Dimension	250*30*21mm (L*W*H)
Standards	Certification	CE
	Safety Standards	EN61347-1:2015,EN61347-2-13:2014/A1:2017,E N62493:2015
	EMC Standards	EN55015:2013/A1:2015,EN61000-3-2:2014,EN6 1000-3-3:2013,EN61547:2009
	Performance	EN62384
	Surge	L-N/2KV L,N-PE/2KV
Others	RoHS	Complied to 2011/65/EU
	Life Time	50000h @ Ta / Tc
	Warranty	5years , F.R. <10000ppm

Remark: 1.All Parameters, if not specified, are measured at 230VAC/50Hz and 25°C ambient temperature.
2.LED Driver is a component of the luminaires. Luminaires and wire layout will affect the EMC, please check the EMC with end products again.

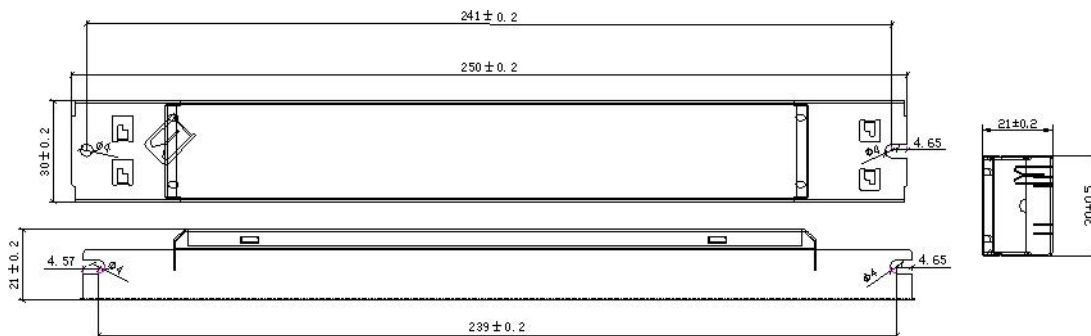
2. Label

<input type="checkbox"/> N <input type="checkbox"/> ⊕ <input type="checkbox"/> L 	 KGP KGP Electronics GmbH Hueckstraße 19 DE-58511 Lüdenscheid LED Driver LC65W350-500 Constant Current Type	• etc								wire preparation  8mm 0.75-1.5 [□]																		
		<table border="1"> <thead> <tr> <th>PIN1</th> <th>Irated</th> <th>Pmax</th> <th>Uinput</th> <th>Uin / fN</th> <th>η(A)</th> <th>tc [°C]</th> <th>ta [°C]</th> <th>λ</th> </tr> </thead> <tbody> <tr> <td>OFF</td> <td>350</td> <td>39-65</td> <td>111-186</td> <td>220-240VAC</td> <td>0.45</td> <td>85</td> <td>-20...+50</td> <td>0.95</td> </tr> <tr> <td>ON</td> <td>500</td> <td></td> <td>78-130</td> <td>50/60Hz</td> <td></td> <td></td> <td></td> <td></td> </tr> </tbody> </table>	PIN1	Irated	Pmax	Uinput	Uin / fN	η(A)	tc [°C]		ta [°C]	λ	OFF	350	39-65	111-186	220-240VAC	0.45	85	-20...+50	0.95	ON	500		78-130	50/60Hz		
PIN1	Irated	Pmax	Uinput	Uin / fN	η(A)	tc [°C]	ta [°C]	λ																				
OFF	350	39-65	111-186	220-240VAC	0.45	85	-20...+50	0.95																				
ON	500		78-130	50/60Hz																								
Uout: Max. 220VDC For LED modules only																												

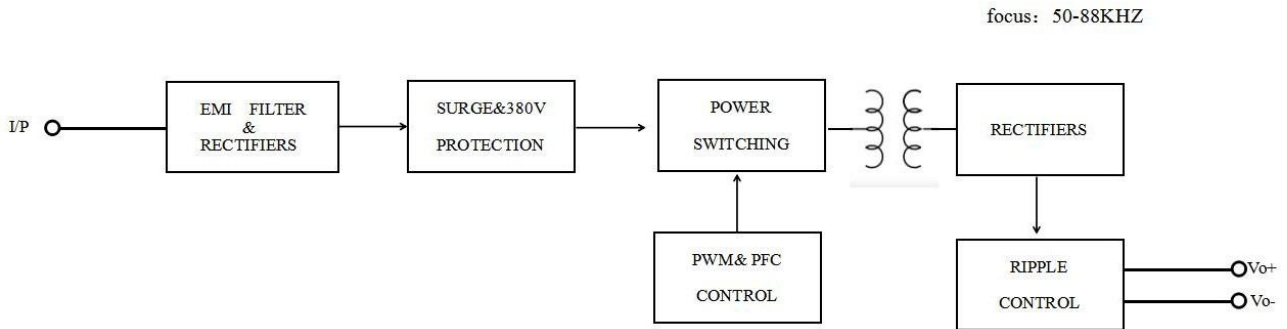
3. Lifetime curve



4. Dimension (Unit : mm)




5. Block Diagram



6. Packing information

Carton L*W*H(mm)	Pcs/Carton(g)	Net weight/ Pcs(kg)	Net weight/ Carton(kg)	Gross weight / Carton(kg)
410*270*190	60	0.2	12	12.56

7. Wiring Diagram



8. Wiring instructions

- All connections must be kept as short as possible to ensure good EMI behaviour
- Mains leads should be kept apart from LED Driver and other leads (ideally 5 – 10 cm distance)
- Advice the maximum length of output wires is 3 m
- Secondary switching is not permitted (Except for constant voltage)
- Incorrect wiring can damage LED modules.
- The wiring must be protected against short circuits to earth (sharp edged metals parts, metal cable clips, louver, etc.)