



科谷电源

Power the world · power the future

驱动世界 · 驱动未来

Constant Current Driver 恒流电源

Model 型号: LC65W300



Model 型号	Output Current 输出电流	Input Current 输入电流	Input Power 输入功率	Output Power Range 输出功率范围	PF 功率因素	Efficiency 效率	Output Voltage 输出电压	No load Voltage 空载电压
LC65W300	300mA	0.35A	75W	39-66W	0.95	90%	130-220V	250V

* Test result @230V, 50Hz, Full Load.所有测试参数基于@230V, 50Hz, 满载

1. Parameters

category 类别	Item 项目	Technical Norm 技术指标
Features 特性	Output Type 输出类型	Constant Current 恒流
	IP Grade 等级	IP20
	Output Features 输出特性	Isolation 隔离
	Insulation Class 绝缘等级	Class I
Input 输入参数	Rated Input Voltage 额定输入电压	220-240VAC
	Range of Input Voltage 输入电压范围	198-264VAC
	Frequency 输入频率	50/60Hz
	Input Current 输入电流	≤0.35A (230VAC, full load)
	Input Power 输入功率	≤75W (230VAC, full load)
	Power Factor 功率因素	≥0.95 (230VAC, full load)
	THD 谐波	≤15% (230VAC, full load)
	No-load Power Consumption 空载功耗	≤0.5W @230VAC
	Input Over Voltage protection 输入过电压保护	When input voltage over 330-390VAC , output will be cut off, and can withstand 2 hrs. That is auto recovery, when input voltage come back normal input voltage range. 当输入电压在 330-390Vac 时,会切断输出电压, 并可以承受 2 个小时. 输入电压恢复到正常操作电压时,输出恢复。
Output 输出参数	Current Accuracy 电流精度	±5%
	Max. Output Power 最大输出功率	66W





	Max. Output Voltage(Uout) 最大输出电压	250V
	Started Delay Time 启动延时	≤0.5S (230VAC, full load)
	Current Ripple 纹波电流	±5% (Imax-Imin) / (Imax+Imin)
	PSTLM	≤1
	SVM	≤0.4
Protection 保护特性	Short Circuit Protection 短路保护	Auto Recovery
	Overload Protection 过载保护	Auto Recovery
	No-load Protection 空载保护	Auto Recovery
	Insulation voltage 绝缘电压	I/P to O/P, 3KVac/1min
	Insulation resistance 绝缘电阻	>100M ohm @ 500VDC
	Leakage current 漏电流	I/P to O/P < 700μA
Environment 使用环境	Ta/Operation Temperature 工作温度	-20...+50℃
	Ts/Storage Temperature 储存温度	-30...+85℃
	Tc/Enclosure Temperature 外壳温度	85℃
	Humidity 湿度	10%...90%RH
	Atmosphere 大气压强	86-108KPa
Construction 安装	Connection Method 连接方式	Push-in Terminal 推入式端子
	Installation 安装方式	Build-in 内置式
	PRI Wire preparation 输入线径	0.75-1.5 ^{mm}
	SEC Wire preparation 输出线径	0.5-1.5 ^{mm}
	Dimension 尺寸	250*30*21mm (L*W*H)
Standards 标准	Certification 证书	CE、EAC
	Safety Standards 安全标准	EN61347-1,EN61347-2-13
	EMC Standards 电磁兼容标准	EN55015,EN61000-3-2,EN61000-3-3,EN61547
	Performance 性能标准	EN62384
	Surge 浪涌	L-N:1KV; L/N-PE:2KV;
Others 其它	RoHS 环保	complied to 2011/65/EU
	Life Time 寿命	50000h Ta/Tc
	Warranty 质保	5years, F.R. <10000ppm

Remark/备注

1.所有参数无特别说明,均在输入电压 230VAC/50Hz 和 25℃的环境温度下测得。All Parameters, if not specified, are measured at 230VAC/50Hz and 25℃ ambient temperature.

2.LED 电源作为整灯中的一个零部件与终端设备结合使用,因 EMC 性能受 LED 灯具以及走线的影响,终端设备制造商需对整套装置重新进行 EMC 确认。LED Driver is a component of the luminaires, Luminaires and wire layout will affect the EMC, please check the EMC with end products again.





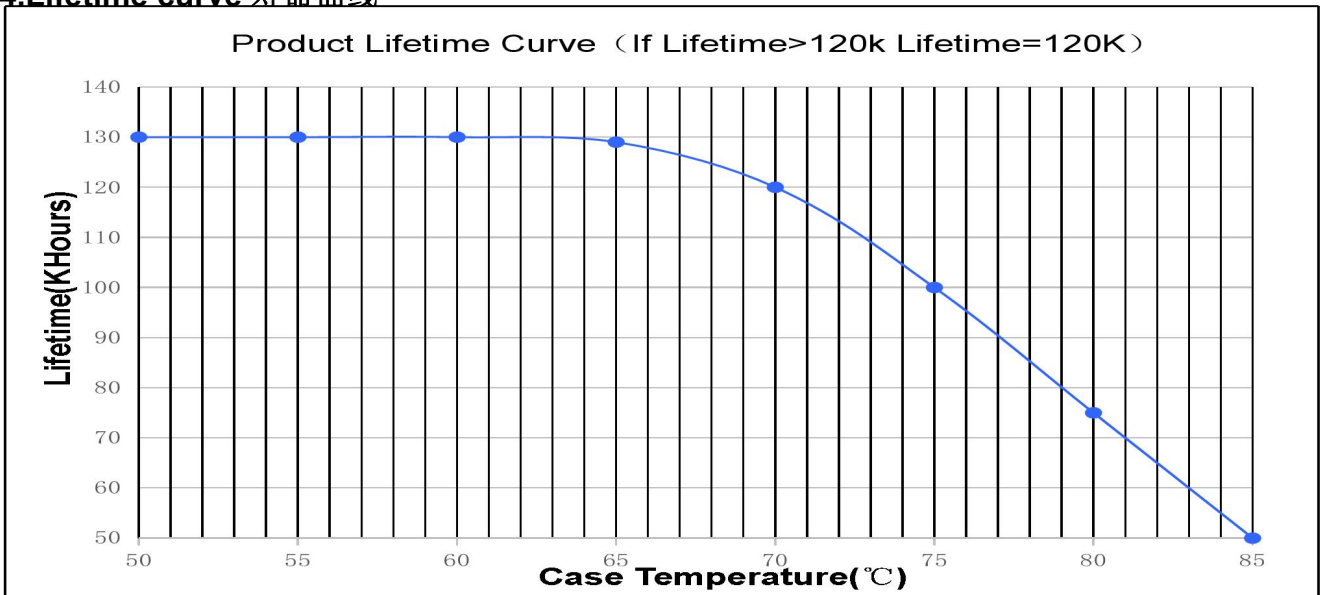
2.Connected quantities of different current Breaker 不同电流断路器的连接量

TYPE	Connected quantities of different current Breaker						Input Voltage	Inrush Current	Time
	current (A)	10	13	16	20	25			
	Installation wire diameter	1.5mm ²	2.5mm ²	2.5mm ²	4mm ²	4mm ²			
TYPE B		12	16	19	24	30	@230VAC	50	200us
TYPE C		19	25	31	38	48			
TYPE D		31	40	49	61	77			

3.Label 铭牌

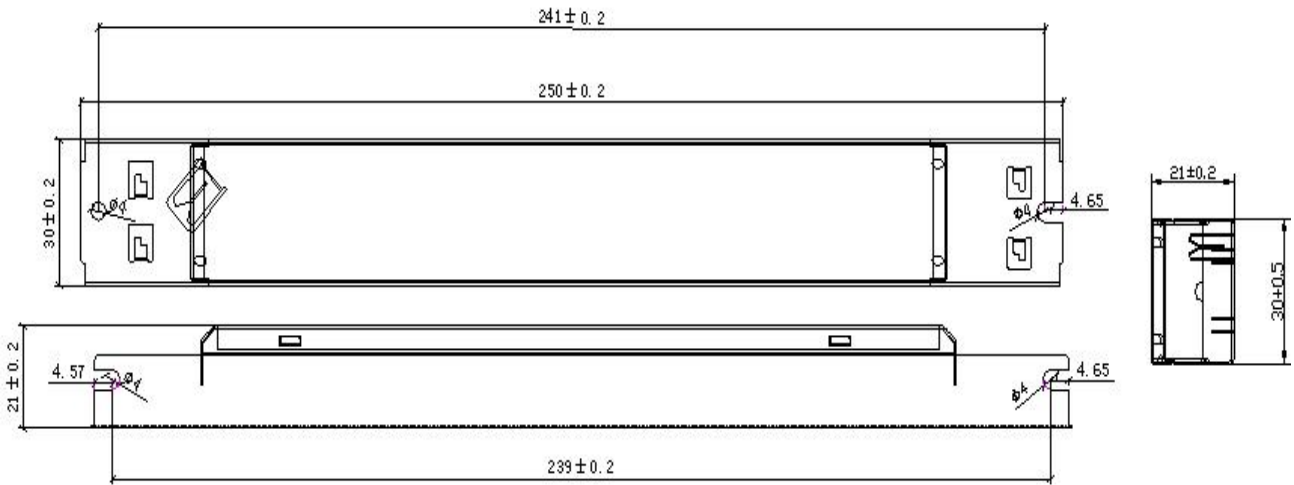
<input type="checkbox"/> N <input type="checkbox"/> ⊕ <input type="checkbox"/> L	KGP KGP Electronics GmbH Hueckstraße 19 DE-58511 Lüdenscheid	LED Driver LC65W300 Constant Current Type	Input Voltage:220-240VAC Input Frequency:50/60Hz Power Factor(λ):0.95 I _{in} :≤0.35A For LED modules only	U _{range} =130-220VDC I _{rated} =300mA P _{range} =39-66W U _{out} :Max. 250VDC ta:-20...50°C tc:85°C	etc 	wire preparation
--	--	---	--	---	---------	----------------------

4.Lifetime curve 寿命曲线






4.Dimension 尺寸 (Unit: mm)



5.Packing information 装箱信息

Carton L*W*H(mm) 纸箱尺寸	Pcs/Carton 数量/箱	Net weight/ Pcs(kg)净重/个	Net weight/ Carton(kg)净重/箱	Gross weight / Carton(kg)毛重/箱
410*270*160	T.B.D	T.B.D	T.B.D	T.B.D

6.Wiring Diagram 接线图(For example 举例)



7.Wiring instructions 接线说明

- All connections must be kept as short as possible to ensure good EMI behaviour

所有的连接线尽可能的短，以保证良好的 EMI

- Mains leads should be kept apart from LED Driver and other leads (ideally 5 – 10 cm distance)

电源线应和驱动器以及其他连接线保持一定的距离（建议 5-10cm）

- Advice the maximum length of output wires is 3 m

建议输出线的最大长度不超过 3m

- Secondary switching is not permitted (Except for constant voltage)

不允许二次侧开关（恒压除外）

- Incorrect wiring can damage LED modules.

错误的布线会损坏 LED 模组

- The wiring must be protected against short circuits to earth (sharp edged metals parts, metal cable clips, louver, etc.)

防止线路电线对地短路。（尖锐的金属零件、金属电缆夹、百叶窗等）

7.REVISION HISTORY 修订历史

DATE 日期	REV 版本	Modification details 修改详情
2023-3-7	V1.0	首次发行

