



Model	Output Current	Input Current	Input Power	Output Power Range	PF	Efficiency	Output Voltage	No load Voltage
LC35W150-700 NFC	150-700mA	≤0.24A	39.4W	3.00-35.00W	≥0.95	89%	20-50Vdc	60Vdc

* Test result @230V, 50Hz, Full Load

1. Parameters

category	Item	Technical Norm
Features	Output Type	Constant Current
	Current Setting	Near field communication (NFC)
	Output Features	Isolation
	IP Grade	IP20
	Insulation Class	Class I
Input	Rated Input Voltage	220-240VAC
	Range of Input Voltage	198-264VAC
	Range of DC Input Voltage	180-280VDC
	Frequency	0/50/60Hz, Range:0/47-63Hz
	Input Current	≤0.24A max
	Input Power	≤39.4W max
	Power Factor	≥0.95 (230VAC, full load)
	THD	≤8.5% (230VAC, full load)
	No-load Power Consumption	≤0.50W (230VAC, full load)
	Inrush Current	≤15A/25us (230VAC, full load)
	Connected quantity of 10A Breaker	13pcs/type A ;20pcs/type B ;38pcs/type C
Connected quantity of 16A Breaker	20pcs/type A ;33pcs/type B ;53pcs/type C	
Connected quantity of 20A Breaker	26pcs/type A ;41pcs/type B ;66pcs/type C	
	Output Voltage	20-50VDC@150-700mA
	No Load Voltage (Uout)	60VDC Max.
	Output Current	150-700mA (by NFC setting ,Factory set current of 150mA)
	Max. Output Power	35W

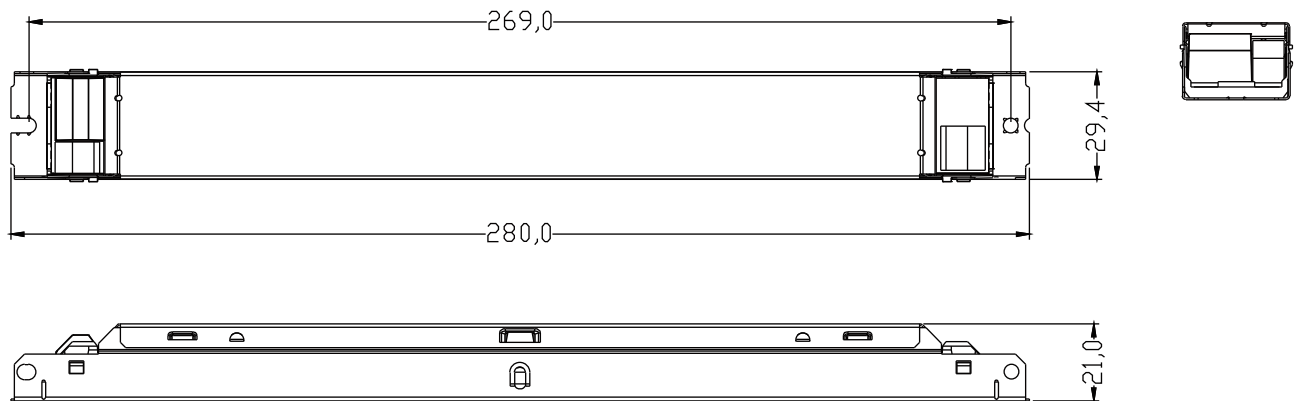
Output	Efficiency	≥89%	(230VAC, full load@max current)
	Output LF current ripple (< 120 Hz)	±3%	(Imax-Imin) / (Imax+Imin)
	Current Accuracy	±5%	
	Output PstLM (at full load)	≤1	
	Output SVM (at full load)	≤0.4	
	Starting Time (AC mode)	≤0.5S	(230VAC, full load)
Control Method	NFC current setting	The output current can be set within the total value range in 1-mA-steps. Output current is mean value. Setting is by KGP's software APP/APK/PC with FEIG equipment or mobile phone.	
Protection	Short Circuit Protection	Auto Recovery	
	Overload Protection	Auto Recovery (not be hot swap)	
	No-load Protection	Auto Recovery	
	Insulation voltage	3000V 5mA 60S between P-S,1500V 5mA 60S between P-E	
	Insulation resistance	>100M ohm @ 500VDC L/N to PE	
	Leakage current	< 700µA, I/P to O/P or I/P to PE @230V input	
Environment	Ta/Operation Temperature	-25....+50°C	
	Ts/Storage Temperature	-25....+80°C	
	Tc/Enclosure Temperature	80°C	
	Humidity	10%....90%RH	
	Atmosphere	86-108KPa	
Construction	Connection Method	Push-in Terminal	
	Installation	Build-in	
	PRI Wire preparation	0.5-1.5 [□] / 8-9mm	
	SEC Wire preparation	0.5-1.5 [□] / 8-9mm	
	Dimension	280*29.4*21mm (L*W*H)	
Standards	Certification	CE/ENEC/SAA/UKCA/CB	
	Safety Standards	EN61347-1:2015/A1:2021; EN61347-2-13:2014/A1:2017; EN62384:2006/A1:2009; AS 61347.2.13:2018; AS/NZS61347.1:2016; BS EN61347-1:2015/A1:2021; BS EN61347-2-13:2014/A1:2017;IEC 61347-2-13:2014; IEC 61347-1:2015	
	EMC Standards	AS/NZS CISPR 15:2011; AS CISPR 15:2017 ;	
	Performance	EN 62384	
	Surge	L-N/1KV (L/N)-PE/2KV	
Others	RoHS	2011/65/EU	
	Life Time	50000h	Tc=80°C
		75000h	Tc=75°C
		100000h	Tc=70°C
Warranty	5years , F.R. < 10000ppm		

Remark: 1.All Parameters, if not specified, are measured at 230VAC/50Hz and 25°C ambient temperature.
 2.LED Driver is a component of the luminaires, Luminaires and wire layout will affect the EMC, please check the EMC with end products again.

2. Label

<input type="checkbox"/> L <input type="checkbox"/> N <input type="checkbox"/> ⊕	KGP KGP Electronics GmbH Hueckstraße 19 DE-58511 Lüdenscheid	LED Driver LC35W150-700 NFC Constant Current Type for LED Only Input Voltage:220-240VAC Input Frequency:0/50-60Hz Range of application DC 180-280V	•tc Power Factor:≥0.95 I _{in} :≤0.24A SEC:150-700mA 20-50VDC Prange=3-35W U _{out} :60VDC Max.35W Tc:80°C Ta:50°C		wire preparation (8-9mm) PRI: 0.5-1.5° SEC: 0.5-1.5°	SEC + i □ NFC)))
--	--	--	--	--	---	-------------------------------


3. Dimension (Unit: mm)



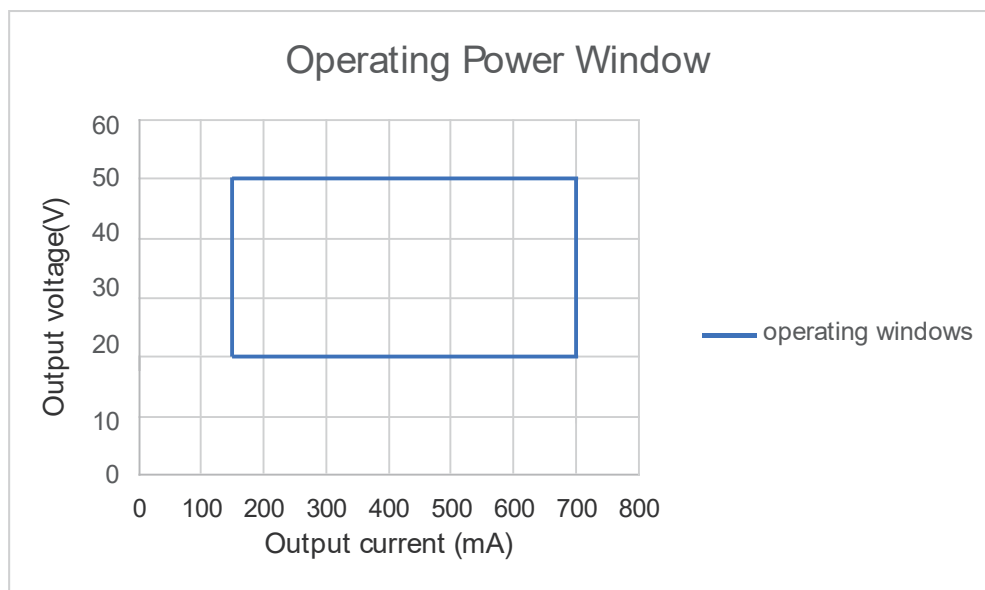
4. Installation / wiring

Circuit diagram

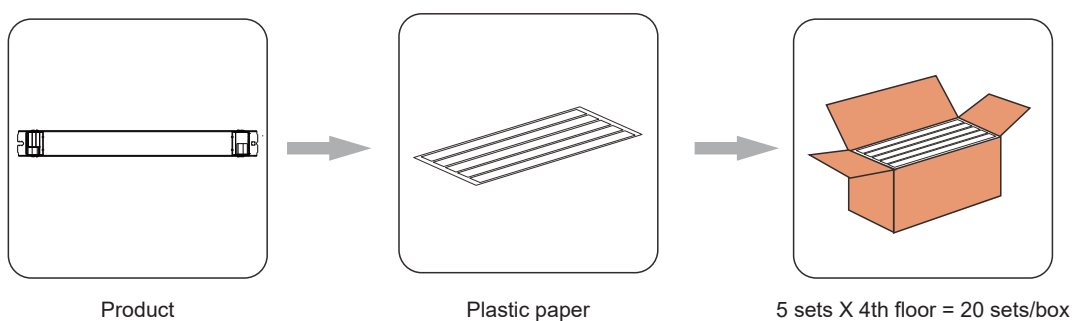
220-240 V
 0/50/60 Hz



5. Output Power Window



6. Packing information



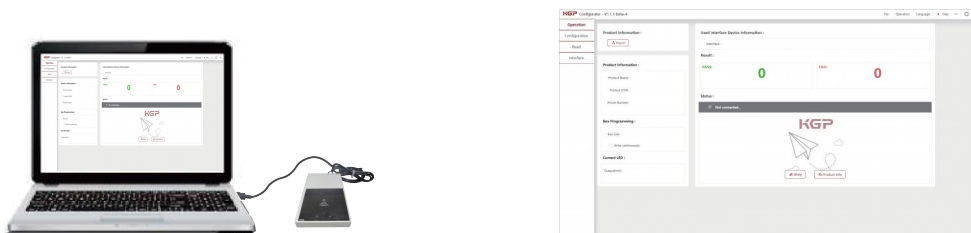
Carton L*W*H(mm)	Pcs/Carton	Net weight/ Pcs(kg)	Net weight/ Carton(kg)	Gross weight / Carton(kg)
325*303*240	80	0.163	13.12	13.72







7. NFC current setting:

NFC Reader (optional)

Feature:

Easily on-line read a output current from a driver or write a new current data to a driver throughout KGP NFC reader within few seconds.



Product	Description	Interface	Matching antenna	Zhaga approval	Usage
 ID CPR30+	Desktop programmer	USB	Integrated	Yes	Single Programming on Desktop
 ID ISC.PRH101-USB	Handheld programmer	USB	Integrated	Yes	Single Programming by Handheld
 ID ISC.MR102-USB	Middle range programmer, for connecting external antenna	USB	RF-MANT12786 	Yes	Single Programming on Product line
 ID ISC.LR1002-E	Long range programmer, for connecting external antenna	USB,RS232,TCP/IP	ID ISC.ANT310/310 	Yes	Multi Programming System

APP NFC

Feature:

Quickly check output current of a LED driver simply via iPhone smart phone, as well as, correct or setup a new current data immediately with no extra equipment at any job site.

ICON



Main



Download method

1.Scan the QR code to download




2.On your iPhone, search for KGP NFC in APP Store to download it



iPhone smartphones with NFC can be downloaded and used directly

An iPhone smartphone without NFC requires the following devices to use it

Product	Description	Interface	Matching antenna	Zhaga approval	Usage
ID ECCO Smart HF-BLE 	Handheld wireless programmer	USB,Bluetooth LE V4.2 & V5.0	Integrated	Yes	Handheld programming, installation and maintenance work

8. REVISION HISTORY

Date	Revision	Remark
2023.11.02	V0.01	Modify fonts, add NFC content, update images