



中国驰名商标  
Famous Trademark of China

高新技术企业  
High Technology Enterprise

2013-2014  
*Your Power Safeguard™*  
您的电路安全卫士



# HOLLY®

## POWER FUSE

好利® 电力保险丝





## 公司荣誉 Honors And Awards

中国电器工业协会电器附件及家用控制器分会第六届理事会理事单位  
Member of the 6th Council of China Electrical Industrial Association,  
Accessories and Household Appliances Branch

中国电器工业协会会员单位  
Member of China Electrical Industrial Association

全国熔断器标准化技术委员会低压熔断器分技术委员会成员  
Member of the Low Voltage fuses Branch of National  
Standardization Technical Committee

全国熔断器标准化技术委员会成员  
Member of National Standardization Technical Committee

福建省创新型试点企业  
An Experimental Enterprise in Innovation of Fujian Province

厦门市高新技术发展协会第三届理事会副会长单位  
Vice President Organization of the 3rd Council of Xiamen  
High-tech Development Association

厦门市重点高新技术企业  
A Key High Technology Enterprise of Xiamen City

厦门市创新型示范企业  
A Model Enterprise in Innovation of Xiamen City

讲诚信重质量企业  
An Enterprise of High Credibility and Top Quality

“感动人的管理”企业  
An Enterprise with Touching Management

信用等级为AA级企业  
An Enterprise with AA Credit Rating



**HOLLYLAND**<sup>®</sup>  
中国驰名商标  
Famous Trademark of China  
高新技术企业  
High Technology Enterprise

**HOLLY** 好利<sup>®</sup>



## 公司宗旨 Company's Mission

为客户创造价值 为员工提供平台

Create value for customers and provide workplace for employees

为企业创造利润 为股东增加回报

Generate profits for the enterprises and for its shareholders

用信誉赢得尊重 用责任回报社会

Earn respect with credibility and give back to the society with social responsibility

## 公司简介 Company Introduction

好利来（中国）电子科技股份有限公司秉承“以人为本、责任与分享”的经营理念，拥有20多年的电路保护器设计、制造经验。公司研发生产的低压熔断器系列产品设计严谨、精选用材，设计过程均经过第三方专业测试机构严格的试验验证，产品性能指标优，品质稳定，已广泛应用于石油、化工、工业机械、冶金、建筑、通讯、电力、轨道交通和电动汽车等领域，用于电力系统输配电电缆及相关设备器件的保护。产品达到国际先进水平，部分产品领先国际同行，通过了CCC、CGC、VDE、UL、cUL、cURus、TUV等安全认证。

公司获得了BSI ISO9001、ISO/TS16949品质体系认证和CQC ISO14001环境体系认证。公司拥有先进的生产系统，并严格执行PPM品质保证及TQM全面品质管理。强大的研发、生产工程及品质控制专业团队确保“好利来”产品的卓越品质、完全符合RoHS指令、REACH法规及实现无铅化生产。

与大家分享安全环保的环境是我们义不容辞的责任。

Hollyland (China) Electronics Technology Corporation Limited upholds the belief of “people-oriented, accountability and sharing” as the business philosophy.

With more than 20 years of circuit protection devices design and manufacturing experiences, the company persists with careful and stringent design, well-chosen raw material, and strict experiment validation by the third-party testing body to assure the excellent performance and reliable quality. With such effort, it has developed a series of low voltage fuses which are widely used in petroleum, chemical industry, industrial machinery, metallurgy, architecture, communication, electronic power system, rail transit, electric vehicle, and other fields, in order to protect power transmission and distribution cable and related equipments and devices in the above power system. The product reaches high international standards, and has passed CCC, CGC, VDE, UL, cUL, cURus, TUV and other safety certifications, furthermore, some of the product has a good lead over our international competitor's.

The company has acquired BSI ISO9001, ISO/TS16949 quality system certifications and CQC ISO14001 environmental system certifications. The company also has advanced production systems, strict implementation of PPM quality assurance and total quality management TQM. At the same time, it has strong R&D, production and quality control teams, ensuring the excellent quality of the “HOLLY®” products, as well as its full compliance with RoHS Directive, REACH regulations and the implementation of the lead-free production.

Hollyland (China) Electronics Technology Corporation Limited is committed to safe and environmental friendly surroundings.

# Index 产品索引

	TYPE	DESCRIPTION	RATING	APPROVALS	
Cylindrical fuse	HC10gPV	Photovoltaic fuse	1A-20A, 1000V	CGC, TUV	P01
	HC10PV	Photovoltaic fuse	1A-20A, 1000V	UL	P02
	HC10LgPV	Photovoltaic fuse	1A-30A, 1000V / 1250V / 1500V		P03
	HC10aR	aR Type	250mA-32A, 500V / 690V / 1000V	CCC, cURus, VDE	P04
	HC10aR-C	aR Type	250mA-32A, 500V / 690V / 1000V		P05
	HC10gG	gG Type	500mA-32A, 400V / 500V / 690V	CCC	P06
	HC10aM	aM Type	500mA-32A, 400V / 500V	CCC	P07
	HC10N	Fast-Acting Type	1A-30A, 600V	UL, cUL	P08
	HC10S	Time-Delay Type	300mA-30A, 500V	UL, cUL	P09
	HC10NR	Fast-Acting Type	100mA-30A, 300V / 600V	UL, cUL	P10
	HC10SR	Time-Delay Type	1A-30A, 300V / 600V	UL, cUL	P11
	HC14gPV	Photovoltaic fuse	15A-32A, 1000V		P12
	HC14gR	gR Type	16A-50A, 500V		P13
	HC14gG	gG Type	2A-50A, 500V / 690V	CCC	P14
	HC08aR	aR Type	500mA-25A, 400V		P15
	HC14aR	aR Type	4A-50A, 500V / 690V		P15
	HC22aR	aR Type	4A-100A, 500V / 690V		P15
	HC08gG	gG Type	500mA-25A, 400V		P16
	HC22gG	gG Type	4A-125A 500V / 690V		P16
	HC08aM	aM Type	1A-10A 400V		P17
HC14aM	aM Type	2A-50A, 400V / 500V / 690V		P17	
HC22aM	aM Type	4A-125A, 500V / 690V		P17	
Fuse with bolted connections	HBC	aR Type	35A-1200A, 500V		P18
	HBD	aR Type	35A-600A, 700V		P19
	HBE	aR Type	35A-800A, 750V / 1000V		P20
	HEA	aR Type	6A-400A, 500V / 690V	CCC	P21
NH fuse	NH1XLaR	aR Type	63A-400A, 1000V		P22
	NH1XLgPV	Photovoltaic fuse	80A-250A, 1000V		P23
	NH2XLgPV	Photovoltaic fuse	125A-400A, 1100V	CGC, TUV	P24
	NH3LgPV	Photovoltaic fuse	315A-700A, 1000V		P25
	NH1gPV	Photovoltaic fuse	32A-160A, 1000V		P26
	NH2gPV	Photovoltaic fuse	80A-250A, 1000V		P27
	NH00aR	aR Type	20A-225A, 1000V		P28
	NH00gG	gG Type	2A-100A, 500V	CCC	P29
	NH00gG	gG Type	10A-160A, 500V / 690V	CCC	P30
	NH1gG	gG Type	6A-250A, 500V		P31
	NH2gG	gG Type	20A-400A, 500V		P32
	NH3gG	gG Type	63A-630A, 500V		P33
	NHgG	gG Type	2A-630A, 400V		P34
	NHgG	gG Type	2A-500A, 690V		P35
	NHaM	aM Type	2A-630A, 500V		P36
NHaM	aM Type	2A-630A, 690V		P37	
Fuse holder, clip & block					P38-41



## HC10gPV 1A-20A Photovoltaic Fuse 光伏熔断器

Standard/ 标准: IEC 60269-6, GB/T 13539.6

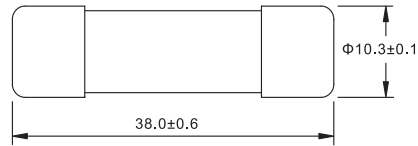


### INTERRUPTING CAPACITY / 分断能力:

30,000 amperes at 1000V DC (Time Constant/ 时间常数: 1-3ms)

### Dimensions/ 尺寸:

Unit 单位: mm



### TECHNICAL PARAMETERS/ 技术参数:

CATALOG NO. 目录编号	CURRENT RATING 额定电流	SAFETY APPROVALS 安全认证	
		CGC	TUV
10gPV1U0	1A	●	●
10gPV2U0	2A	●	●
10gPV3U0	3A	●	●
10gPV3.5U0	3.5A	●	●
10gPV4U0	4A	●	●
10gPV5U0	5A	●	●
10gPV6U0	6A	●	●
10gPV8U0	8A	●	●
10gPV10U0	10A	●	●
10gPV12U0	12A	●	●
10gPV15U0	15A	●	●
10gPV16U0	16A	●	●
10gPV20U0	20A	●	●

U0 DENOTES FOR 1000V DC  
● DENOTES FOR APPROVAL  
○ DENOTES FOR PENDING

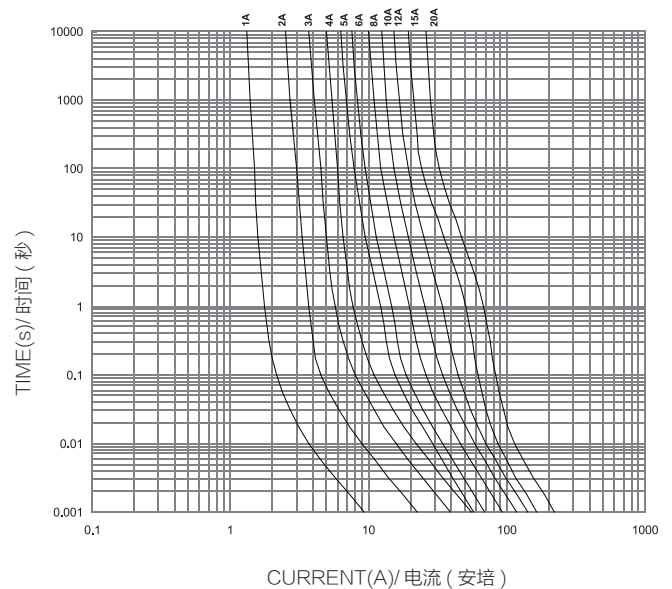
U0 表示 1000V DC  
● 表示已取得安全认证  
○ 表示正在申请安全认证

### ELECTRICAL CHARACTERISTICS/ 电气特性:

% of CURRENT RATING 额定电流的 %	BLOWING TIME 熔断时间
113%	1 hour Min. 最快 1 小时
145%	1 hour Max. 最慢 1 小时

### HC10gPV 平均 I-T 曲线图 (仅供参考)

AVERAGE I-T CHARACTERISTICS CURVE  
(FOR REFERENCE ONLY)



### HC101D

Recommended fuse-base for 10.3mmx38mm fuses

See Model of product: HC101D HF-103D HF-104A

适用于 10.3mmx38mm 熔断体的支持件

详见产品型号: HC101D HF-103D HF-104A





Your Power Safeguard™  
您的电路安全卫士



## HC10PV 1A-20A Photovoltaic Fuse 光伏熔断器

Standard/ 标准: UL 2579

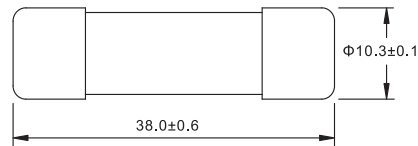


### INTERRUPTING CAPACITY / 分断能力:

30,000 amperes at 1000V DC  
(Time Constant / 时间常: 1ms or less)

### Dimensions/ 尺寸:

Unit 单位: mm



### TECHNICAL PARAMETERS/ 技术参数:

CATALOG NO. 目录编号	CURRENT RATING 额定电流	SAFETY APPROVALS 安全认证
		UL
10PV1U0	1A	●
10PV2U0	2A	●
10PV3U0	3A	●
10PV3.5U0	3.5A	●
10PV4U0	4A	●
10PV5U0	5A	●
10PV6U0	6A	●
10PV8U0	8A	●
10PV10U0	10A	●
10PV12U0	12A	●
10PV15U0	15A	●
10PV16U0	16A	●
10PV20U0	20A	●

U0 DENOTES FOR 1000V DC  
● DENOTES FOR APPROVAL

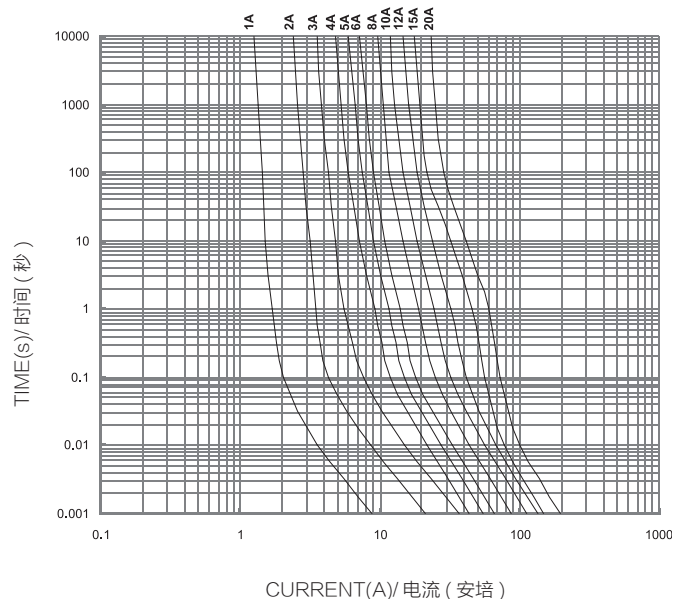
U0 表示 1000V DC  
● 表示已取得安全认证

### ELECTRICAL CHARACTERISTICS/ 电气特性:

% of CURRENT RATING 额定电流的 %	BLOWING TIME 熔断时间	
100%	4 hours Min.	最快 4 小时
135%	1 hour Max.	最慢 1 小时
200%	240 seconds Max.	最慢 240 秒

### HC10PV 平均 I-T 曲线图 (仅供参考)

AVERAGE I-T CHARACTERISTICS CURVE  
(FOR REFERENCE ONLY)



### Recommended fuse-base for 10.3mmx38mm fuses

See Model of product: HC101D HF-103D HF-104A

### 适用于 10.3mmx38mm 熔断体的支持件

详见产品型号: HC101D HF-103D HF-104A





# HC10LgPV 1A-30A Photovoltaic Fuse 光伏熔断器

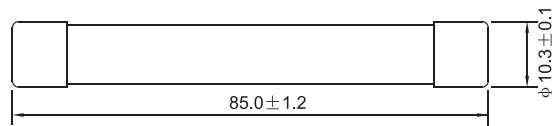
Standard/ 标准: IEC 60269-6, GB/T 13539.6

## INTERRUPTING CAPACITY (Time Constant:1-3ms)/ 分断能力 (时间常数: 1-3ms):

20,000 amperes at 1500V DC (1A-10A)  
20,000 amperes at 1250V DC (12A-20A)  
20,000 amperes at 1000V DC (25A-30A)

## Dimensions/ 尺寸:

Unit 单位: mm



## TECHNICAL PARAMETERS/ 技术参数:

CATALOG NO. 目录编号	CURRENT RATING 额定电流	SAFETY APPROVALS 安全认证	
		CGC	TUV
10LgPV1U15	1A	○	○
10LgPV2U15	2A	○	○
10LgPV3U15	3A	○	○
10LgPV4U15	4A	○	○
10LgPV5U15	5A	○	○
10LgPV6U15	6A	○	○
10LgPV8U15	8A	○	○
10LgPV10U15	10A	○	○
10LgPV12U12	12A	○	○
10LgPV15U12	12A	○	○
10LgPV16U12	16A	○	○
10LgPV20U12	20A	○	○
10LgPV25U0	25A	○	○
10LgPV30U0	30A	○	○

U15 DENOTES FOR 1500V DC  
U12 DENOTES FOR 1250V DC  
U0 DENOTES FOR 1000V DC  
● DENOTES FOR APPROVAL  
○ DENOTES FOR PENDING

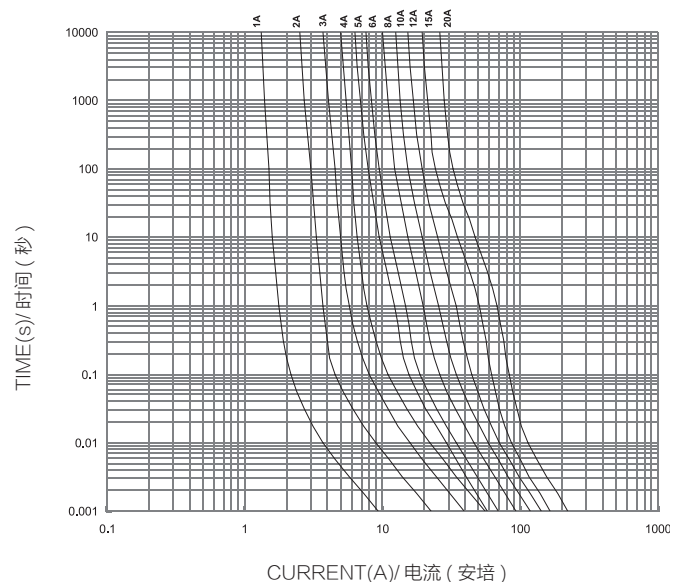
U15 表示 1500V DC  
U12 表示 1250V DC  
U0 表示 1000V DC  
● 表示已取得安全认证  
○ 表示正在申请安全认证

## ELECTRICAL CHARACTERISTICS/ 电气特性:

% of CURRENT RATING 额定电流的 %	BLOWING TIME 熔断时间
113%	1 hour Min. 最快 1 小时
145%	1 hour Max. 最慢 1 小时

## HC10LgPV 平均 I-T 曲线图 (仅供参考)

AVERAGE I-T CHARACTERISTICS CURVE  
(FOR REFERENCE ONLY)

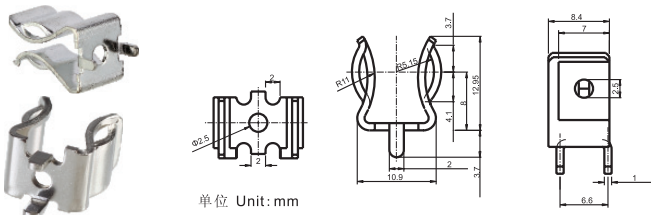


## Recommended fuse-base for 10mmx85mm fuses

See Model of product: HF-103D HF-104A

## 适用于 10mmx85mm 熔断体的支持件

详见产品型号: HF-103D HF-104A



单位 Unit: mm



Your Power Safeguard™  
您的电路安全卫士



TECHNICAL PARAMETERS/ 技术参数:

CATALOG NO. 目录编号	CURRENT RATING 额定电流	SAFETY APPROVALS 安全认证								
		CCC			VDE			cRus		
		U5 AC	U6 AC	U0 AC	U5 AC	U6 AC	U0 AC	U5 AC/DC	U6 AC/DC	U0 AC/DC
10aR0.25U5/U6/U0	250mA	●	●	●	●	●	●	●	●	●
10aR0.31U5/U6/U0	3.15mA	●	●	●	●	●	●	●	●	●
10aR0.4U5/U6/U0	400mA	●	●	●	●	●	●	●	●	●
10aR0.44U5/U6/U0	440mA	○	○	○	○	○	○	●	●	●
10aR0.5U5/U6/U0	500mA	●	●	●	●	●	●	●	●	●
10aR0.63U5/U6/U0	630mA	●	●	●	●	●	●	●	●	●
10aR0.8U5/U6/U0	800mA	●	●	●	●	●	●	●	●	●
10aR1U5/U6/U0	1A	●	●	●	●	●	●	●	●	●
10aR1.25U5/U6/U0	1.25A	●	●	●	●	●	●	●	●	●
10aR1.6U5/U6/U0	1.6A	●	●	●	●	●	●	●	●	●
10aR2U5/U6/U0	2A	●	●	●	●	●	●	●	●	●
10aR2.5U5/U6/U0	2.5A	●	●	●	●	●	●	●	●	●
10aR3U5/U6/U0	3A	●	●	●	●	●	●	●	●	●
10aR3.15U5/U6/U0	3.15A	●	●	●	●	●	●	●	●	●
10aR4U5/U6/U0	4A	●	●	●	●	●	●	●	●	●
10aR5U5/U6/U0	5A	●	●	●	●	●	●	●	●	●
10aR6U5/U6/U0	6A	●	●	●	●	●	●	●	●	●
10aR6.3U5/U6/U0	6.3A	●	●	●	●	●	●	●	●	●
10aR7U5/U6/U0	7A	●	●	●	●	●	●	●	●	●
10aR8U5/U6/U0	8A	●	●	●	●	●	●	●	●	●
10aR9U5/U6/U0	9A	●	●	●	●	●	●	●	●	●
10aR10U5/U6/U0	10A	●	●	●	●	●	●	●	●	●
10aR11U5/U6/U0	11A	○	○	○	○	○	○	●	●	●
10aR12U5/U6/U0	12A	●	●	●	●	○	○	●	●	●
10aR12.5U5/U6/U0	12.5A	●	●	●	●	○	○	●	●	●
10aR15U5/U6/U0	15A	●	●	●	●	○	○	●	●	●
10aR16U5/U6/U0	16A	●	●	●	●	○	○	●	●	●
10aR20U5/U6/U0	20A	●	●	●	●	○	○	●	○	○
10aR25U5/U6	25A	●	●	●	●	○	○	●	○	○
10aR30U5/U6	30A	●	●	●	●	○	○	●	○	○
10aR32U5/U6	32A	○	○	○	●	○	○	●	○	○

U5 DENOTES FOR 500V                      U5 表示 500V  
U6 DENOTES FOR 690V                      U6 表示 690V  
U0 DENOTES FOR 1000V                    U0 表示 1000V  
● DENOTES FOR APPROVAL                ● 表示已取得安全认证

Recommended fuseblocks/fuseholders for 10.3mmx38mm fuses

See Model of product: HC101A HC101D HF-103D HF-104A

适用于 10.3mmx38mm 熔断体的支持件

详见产品型号: HC101A HC101D HF-103D HF-104A



# HC10aR 250mA-32A

Class of Operation: aR

保护特性: aR



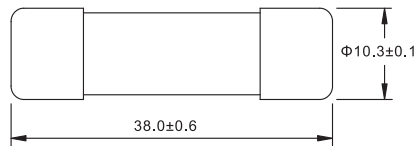
Standard/ 标准: IEC 60269-4, GB/T 13539.4, UL 248-13

INTERRUPTING CAPACITY / 分断能力:

- 120,000 amperes at 500V AC (250mA-30A) CCC
- 120,000 amperes at 500V AC (250mA-32A) VDE/CURUS
- 80,000 amperes at 690V AC (250mA-30A) CCC
- 80,000 amperes at 690V AC (250mA-32A) VDE/CURUS
- 50,000 amperes at 1000V AC (250mA-30A) CCC
- 50,000 amperes at 1000V AC (250mA-32A) CURUS
- 50,000 amperes at 1000V AC (250mA-10A) VDE
- 120,000 amperes at 500V DC (250mA-32A) CURUS
- 50,000 amperes at 690V DC (250mA-32A) CURUS
- 30,000 amperes at 1000V DC (250mA-32A) CURUS

Dimensions/ 尺寸:

Unit 单位: mm

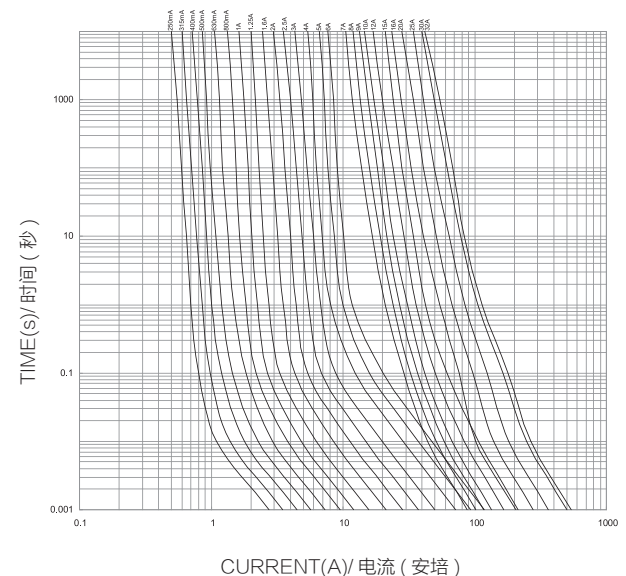


ELECTRICAL CHARACTERISTICS/ 电气特性:

% of CURRENT RATING 额定电流的 %	BLOWING TIME 熔断时间	
	250mA-5A	6A-32A
100%	最快 Min.	4 hours
	最慢 Max.	1 seconds
400%	最快 Min.	3 ms
	最慢 Max.	10 ms
1000%	最快 Min.	20 ms
	最慢 Max.	30 ms

HC10aR 平均 I-T 曲线图 (仅供参考)

AVERAGE I-T CHARACTERISTICS CURVE (FOR REFERENCE ONLY)





# HC10aR-C 250mA-32A

## Class of Operation: aR

### 保护特性: aR

Standard/ 标准: IEC 60269-4, GB/T 13539.4, UL 248-13

#### INTERRUPTING CAPACITY / 分断能力:

- 120,000 amperes at 500V AC (250mA-30A)
- 120,000 amperes at 500V AC (250mA-32A)
- 80,000 amperes at 690V AC (250mA-30A)
- 80,000 amperes at 690V AC (250mA-32A)
- 50,000 amperes at 1000V AC (250mA-30A)
- 50,000 amperes at 1000V AC (250mA-32A)
- 50,000 amperes at 1000V AC (250mA-10A)
- 120,000 amperes at 500V DC (250mA-32A)
- 50,000 amperes at 690V DC (250mA-32A)
- 30,000 amperes at 1000V DC (250mA-32A)

#### TECHNICAL PARAMETERS/ 技术参数:

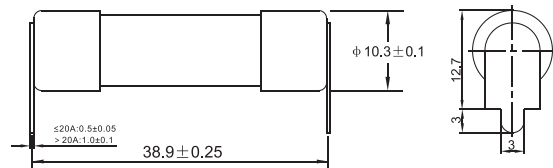
CATALOG NO. 目录编号	CURRENT RATING 额定电流	SAFETY APPROVALS 安全认证		
		cURus		
		U5 AC/DC	U6 AC/DC	U0 AC/DC
10aR-C 0.25U5/U6/U0	250mA		○	
10aR-C 0.315U5/U6/U0	315mA		○	
10aR-C 0.4U5/U6/U0	400mA		○	
10aR-C 0.44U5/U6/U0	440mA		○	
10aR-C 0.5U5/U6/U0	500mA		○	
10aR-C 0.63U5/U6/U0	630mA		○	
10aR-C 0.8U5/U6/U0	800mA		○	
10aR-C 1U5/U6/U0	1A		○	
10aR-C 1.25U5/U6/U0	1.25A		○	
10aR-C 1.6U5/U6/U0	1.6A		○	
10aR-C 2U5/U6/U0	2A		○	
10aR-C 2.5U5/U6/U0	2.5A		○	
10aR-C 3U5/U6/U0	3A		○	
10aR-C 3.15U5/U6/U0	3.15A		○	
10aR-C 4U5/U6/U0	4A		○	
10aR-C 5U5/U6/U0	5A		○	
10aR-C 6U5/U6/U0	6A		○	
10aR-C 6.3U5/U6/U0	6.3A		○	
10aR-C 7U5/U6/U0	7A		○	
10aR-C 8U5/U6/U0	8A		○	
10aR-C 9U5/U6/U0	9A		○	
10aR-C 10U5/U6/U0	10A		○	
10aR-C 11U5/U6/U0	11A		○	
10aR-C 12U5/U6/U0	12A		○	
10aR-C 12.5U5/U6/U0	12.5A		○	
10aR-C 15U5/U6/U0	15A		○	
10aR-C 16U5/U6/U0	16A		○	
10aR-C 20U5/U6/U0	20A		○	
10aR-C 25U5/U6	25A		○	
10aR-C 30U5/U6	30A		○	
10aR-C 32U5/U6	32A		○	

U5 DENOTES FOR 500V DC  
U6 DENOTES FOR 690V DC  
U0 DENOTES FOR 1000V DC  
○ DENOTES FOR PENDING

U5 表示 500V  
U6 表示 690V  
U0 表示 1000V  
○ 表示正在申请安全认证

#### Dimensions/ 尺寸:

Unit 单位: mm

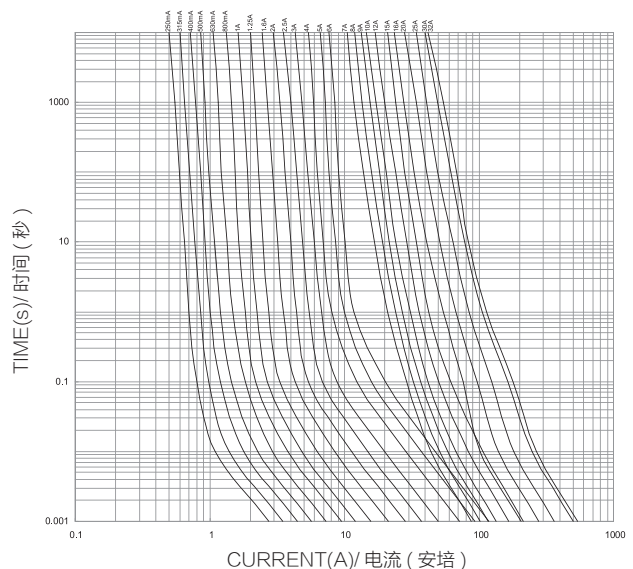


#### ELECTRICAL CHARACTERISTICS/ 电气特性:

% of CURRENT RATING 额定电流的 %	BLOWING TIME 熔断时间	
	250mA-5A	6A-32A
100%	最快 Min. 4 hours 最慢 Max. 1 seconds	4 hours 10 seconds
400%	最快 Min. 3 ms 最慢 Max. 20 ms	10 ms 30 ms

#### HC10aR-C 平均 I-T 曲线图 (仅供参考)

AVERAGE I-T CHARACTERISTICS CURVE  
(FOR REFERENCE ONLY)





Your Power Safeguard™  
您的电路安全卫士



# HC10gG 0.5A-32A

## Class of Operation:gG

### 保护特性: gG

Standard/ 标准: IEC 60269, GB 13539

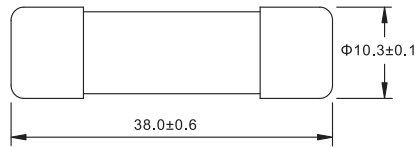


#### INTERRUPTING CAPACITY / 分断能力:

120,000 amperes at 400V AV (32A)  
120,000 amperes at 500V AV (0.5A-25A)  
80,000 amperes at 690V AV (0.5A-10A)

#### Dimensions/ 尺寸:

Unit 单位: mm



#### TECHNICAL PARAMETERS/ 技术参数:

CATALOG NO. 目录编号	CURRENT RATING 额定电流	SAFETY APPROVALS 安全认证		
		CCC	TUV	cURus
10gG0.5U5/U6	500mA	○	○	○
10gG1U5/U6	1A	○	○	○
10gG2U5/U6	2A	●	○	○
10gG4U5/U6	4A	●	○	○
10gG6U5/U6	6A	●	○	○
10gG8U5/U6	8A	●	○	○
10gG10U5/U6	10A	●	○	○
10gG12U5	12A	●	○	○
10gG16U5	16A	●	○	○
10gG20U5	20A	●	○	○
10gG25U5	25A	●	○	○
10gG32U4	32A	○	○	○

U4 DENOTES FOR 400V AC  
U5 DENOTES FOR 500V AC  
U6 DENOTES FOR 690V AC  
● DENOTES FOR APPROVAL  
○ DENOTES FOR PENDING

U4 表示 400V AC  
U5 表示 500V AC  
U6 表示 690V AC  
● 表示已取得安全认证  
○ 表示正在申请安全认证

#### Recommended fuseblocks/fuseholders for 10.3mmx38mm fuses

See Model of product: HC101A HC101D HF-103D HF-104A

#### 适用于 10.3mmx38mm 熔断体的支持件

详见产品型号: HC101A HC101D HF-103D HF-104A

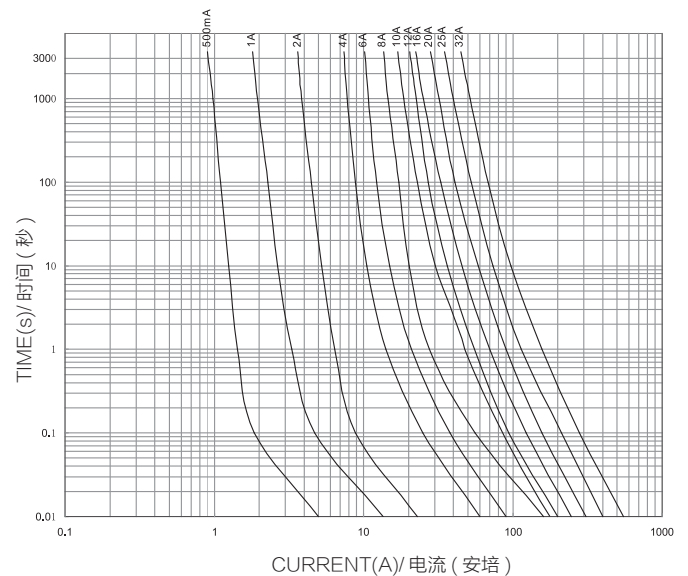


#### ELECTRICAL CHARACTERISTICS/ 电气特性:

RATING 额定	CONVENTIONAL TIME 约定时间	CONVENTIONAL CURRENT 约定电流	
		CONVENTIONAL NON-FUSING CURRENT(A) 约定不熔断电流	CONVENTIONAL FUSING CURRENT(A) 约定熔断电流
$I_n \leq 4A$	1h	$1.5I_n$	$2.1I_n$
$4A < I_n < 16A$	1h	$1.5I_n$	$1.9I_n$
$16 \leq I_n \leq 32A$	1h	$1.25I_n$	$1.6I_n$

#### HC10gG 平均 I-T 曲线图 (仅供参考)

AVERAGE I-T CHARACTERISTICS CURVE  
(FOR REFERENCE ONLY)





# HC10aM 0.5A-32A

## Class of Operation: aM

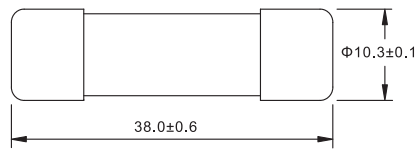
### 保护特性: aM

Standard/ 标准: IEC 60269, GB 13539

**INTERRUPTING CAPACITY / 分断能力:**  
120,000 amperes at 500V AC (500mA-16A)  
120,000 amperes at 400V AC (20A-32A)

**Dimensions/ 尺寸:**

Unit 单位: mm



**TECHNICAL PARAMETERS/ 技术参数:**

CATALOG NO. 目录编号	CURRENT RATING 额定电流	APPROVALS 安全认证		
		CCC	TUV	cURus
10aM0.5U5	500mA	●	○	○
10aM1U5	1A	●	○	○
10aM2U5	2A	●	○	○
10aM4U5	4A	●	○	○
10aM6U5	6A	●	○	○
10aM8U5	8A	●	○	○
10aM10U5	10A	●	○	○
10aM12U5	12A	●	○	○
10aM16U5	16A	●	○	○
10aM20U4	20A	○	○	○
10aM25U4	25A	○	○	○
10aM30U4	30A	○	○	○
10aM32U4	32A	○	○	○

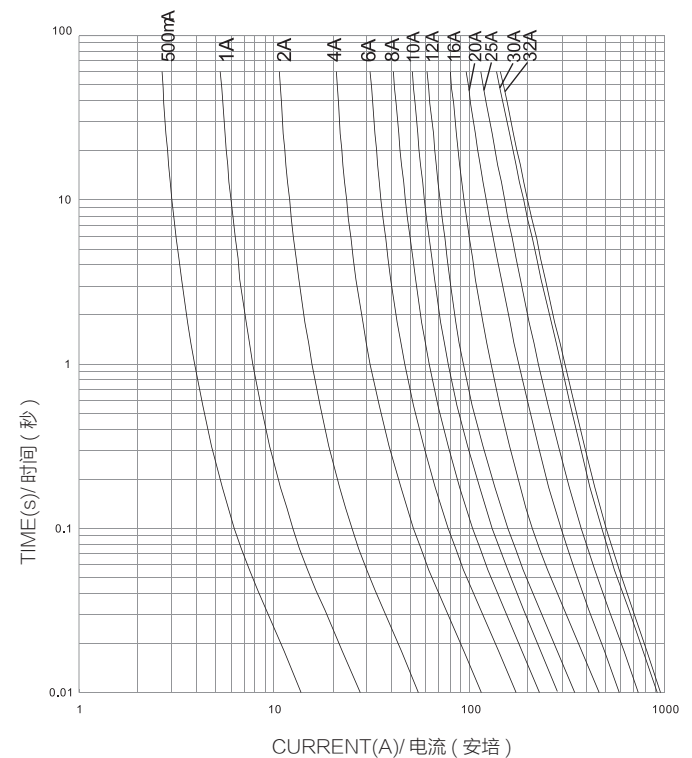
U4 DENOTES FOR 400V AC      U4 表示 400V AC  
U5 DENOTES FOR 500V AC      U5 表示 500V AC  
● DENOTES FOR APPROVAL      ● 表示已取得安全认证  
○ DENOTES FOR PENDING      ○ 表示正在申请安全认证

**ELECTRICAL CHARACTERISTICS/ 电气特性:**

	4In	6.3In	8In	10In	12.5In	19In
<b>t</b> 熔断 Operating	—	60s	—	—	0.5s	0.1s
<b>t</b> 弧前 Pre-arcing	60s	—	0.5s	0.2s	—	—

**HC10aM 平均 I-T 曲线图 (仅供参考)**

AVERAGE I-T CHARACTERISTICS CURVE  
(FOR REFERENCE ONLY)



**Recommended fuseblocks/fuseholders for 10.3mmx38mm fuses**

See Model of product: HC101A HC101D HF-103D HF-104A

**适用于 10.3mmx38mm 熔断体的支持件**

详见产品型号: HC101A HC101D HF-103D HF-104A





Your Power Safeguard™  
您的电路安全卫士



# HC10N 1A-30A

## Fast-Acting Fuses

### 速断型熔断器

Standard/ 标准: UL 248

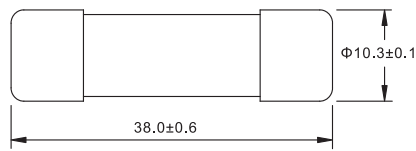


#### INTERRUPTING CAPACITY / 分断能力:

100,000 amperes at 600V AC (1A-30A)  
10,000 amperes at 600V DC (1A-30A)

#### Dimensions/ 尺寸:

Unit 单位: mm



#### TECHNICAL PARAMETERS/ 技术参数:

CATALOG NO. 目录编号	CURRENT RATING 额定电流	SAFETY APPROVALS 安全认证			
		UL		CUL	
		AC	DC	AC	DC
10N1U6	1A	●	●	●	●
10N1.25U6	1.25A	●	●	●	●
10N1.5U6	1.5A	●	●	●	●
10N1.6U6	1.6A	●	●	●	●
10N2U6	2A	●	●	●	●
10N2.5U6	2.5A	●	●	●	●
10N3U6	3A	●	●	●	●
10N3.15U6	3.15A	●	●	●	●
10N3.5U6	3.5A	●	●	●	●
10N4U6	4A	●	●	●	●
10N5U6	5A	●	●	●	●
10N6U6	6A	●	●	●	●
10N6.3U6	6.3A	●	●	●	●
10N7U6	7A	●	●	●	●
10N8U6	8A	●	●	●	●
10N9U6	9A	●	●	●	●
10N10U6	10A	●	●	●	●
10N12U6	12A	●	●	●	●
10N15U6	15A	●	●	●	●
10N16U6	16A	●	●	●	●
10N20U6	20A	●	●	●	●
10N25U6	25A	●	●	●	●
10N30U6	30A	●	●	●	●

U6 DENOTES FOR 600V AC

- DENOTES FOR APPROVAL
- DENOTES FOR PENDING

U6 表示 600V AC

- 表示已取得安全认证
- 表示正在申请安全认证

#### Recommended fuseblocks/fuseholders for 10.3mmx38mm fuses

See Model of product: HC101A HC101D HF-103D HF-104A

#### 适用于 10.3mmx38mm 熔断体的支持件

详见产品型号: HC101A HC101D HF-103D HF-104A

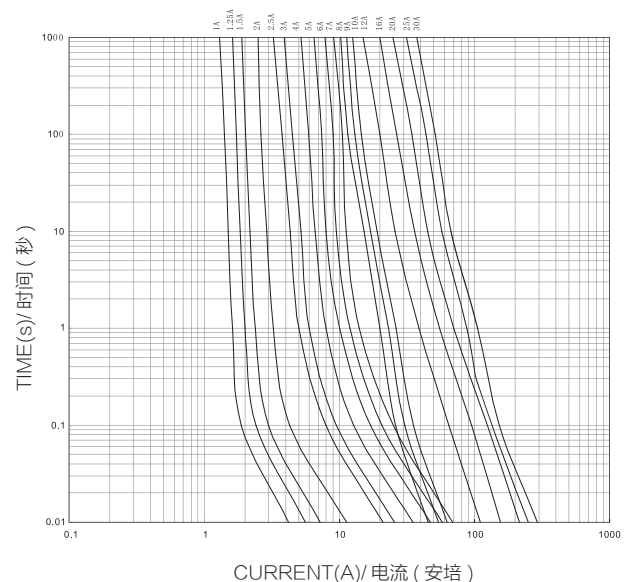


#### ELECTRICAL CHARACTERISTICS/ 电气特性:

% of CURRENT RATING 额定电流的 %	BLOWING TIME 熔断时间	
100%	4 hours Min.	最快 4 小时
135%	1 hour Max.	最慢 1 小时
200%	120 seconds Max.	最慢 120 秒

#### HC10N 平均 I-T 曲线图 (仅供参考)

AVERAGE I-T CHARACTERISTICS CURVE  
(FOR REFERENCE ONLY)





# HC10S 300mA-30A Time-Delay Fuses 延时型熔断器

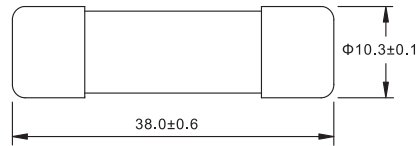
Standard/ 标准: UL 248



**INTERRUPTING CAPACITY / 分断能力**  
10,000 amperes at 500V AC (300mA-30A)

**Dimensions/ 尺寸:**

Unit 单位: mm



**TECHNICAL PARAMETERS/ 技术参数:**

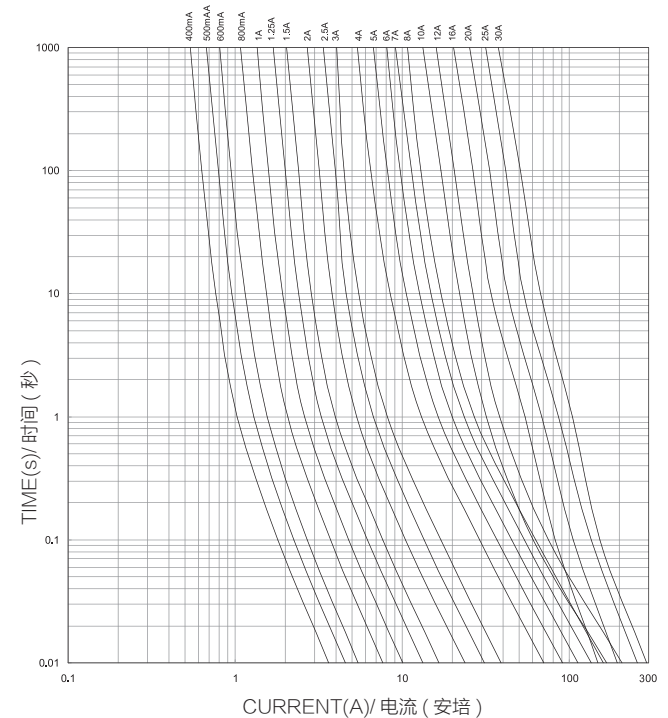
CATALOG NO. 目录编号	CURRENT RATING 额定电流	SAFETY APPROVALS 安全认证	
		UL	CUL
10S0.3U5	300mA	●	●
10S0.315U5	315mA	●	●
10S0.35U5	350mA	●	●
10S0.375U5	375mA	●	●
10S0.4U5	400mA	●	●
10S0.5U5	500mA	●	●
10S0.63U5	630mA	●	●
10S0.7U5	700mA	●	●
10S0.75U5	750mA	●	●
10S0.8U5	800mA	●	●
10S1U5	1A	●	●
10S1.25U5	1.25A	●	●
10S1.5U5	1.5A	●	●
10S1.6U5	1.6A	●	●
10S2U5	2A	●	●
10S2.5U5	2.5A	●	●
10S3U5	3A	●	●
10S3.15U5	3.15A	●	●
10S3.5U5	3.5A	●	●
10S4U5	4A	●	●
10S5U5	5A	●	●
10S6U5	6A	●	●
10S6.3U5	6.3A	●	●
10S7U5	7A	●	●
10S8U5	8A	●	●
10S9U5	9A	●	●
10S10U5	10A	●	●
10S12U5	12A	●	●
10S15U5	15A	●	●
10S16U5	16A	●	●
10S20U5	20A	●	●
10S25U5	25A	●	●
10S30U5	30A	●	●

**ELECTRICAL CHARACTERISTICS/ 电气特性:**

% of CURRENT RATING 额定电流的 %	BLOWING TIME 熔断时间
100%	4 hours Min. 最快 4 小时
135%	1 hour Max. 最慢 1 小时
200%	300mA-3A 5-120 seconds 5-120 秒
	3.15A-30A 12-120 seconds 12-120 秒

**HC10S 平均 I-T 曲线图 (仅供参考)**

AVERAGE I-T CHARACTERISTICS CURVE  
(FOR REFERENCE ONLY)



U5 DENOTES FOR 500V AC  
● DENOTES FOR APPROVAL  
○ DENOTES FOR PENDING

U5 表示 500V AC  
● 表示已取得安全认证  
○ 表示正在申请安全认证

**Recommended fuseblocks/fuseholders for 10.3mmx38mm fuses**

See Model of product: HC101A HC101D HF-103D HF-104A

**适用于 10.3mmx38mm 熔断体的支持件**

详见产品型号: HC101A HC101D HF-103D HF-104A





Your Power Safeguard™  
您的电路安全卫士



# HC10NR 1A-30A

## Fast-Acting Fuses

### Class CC

#### 速断型熔断器

Standard/ 标: UL 248-4



#### INTERRUPTING CAPACITY / 分断能力:

200,000 amperes at 600V AC (1A-30A)  
20,000 amperes at 300V DC (1A-30A)

#### TECHNICAL PARAMETERS/ 技术参数:

CATALOG NO. 目录编号	CURRENT RATING 额定电流	SAFETY APPROVALS 安全认证	
		UL	CUL
10NR1U6	1A	●	●
10NR1.25U6	1.25A	●	●
10NR1.5U6	1.5A	●	●
10NR1.6U6	1.6A	●	●
10NR2U6	2A	●	●
10NR2.5U6	2.5A	●	●
10NR3U6	3A	●	●
10NR3.15U6	3.15A	●	●
10NR3.5U6	3.5A	●	●
10NR4U6	4A	●	●
10NR5U6	5A	●	●
10NR6U6	6A	●	●
10NR6.3U6	6.3A	●	●
10NR7U6	7A	●	●
10NR8U6	8A	●	●
10NR9U6	9A	●	●
10NR10U6	10A	●	●
10NR12U6	12A	●	●
10NR15U6	15A	●	●
10NR16U6	16A	●	●
10NR20U6	20A	●	●
10NR25U6	25A	●	●
10NR30U6	30A	●	●

U6 DENOTES FOR 600V AC

● DENOTES FOR APPROVAL

○ DENOTES FOR PENDING

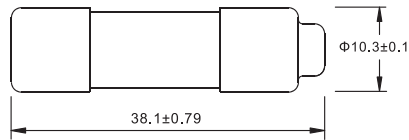
U6 表示 600V AC

● 表示已取得安全认证

○ 表示正在申请安全认证

#### Dimensions/ 尺寸:

Unit 单位: mm

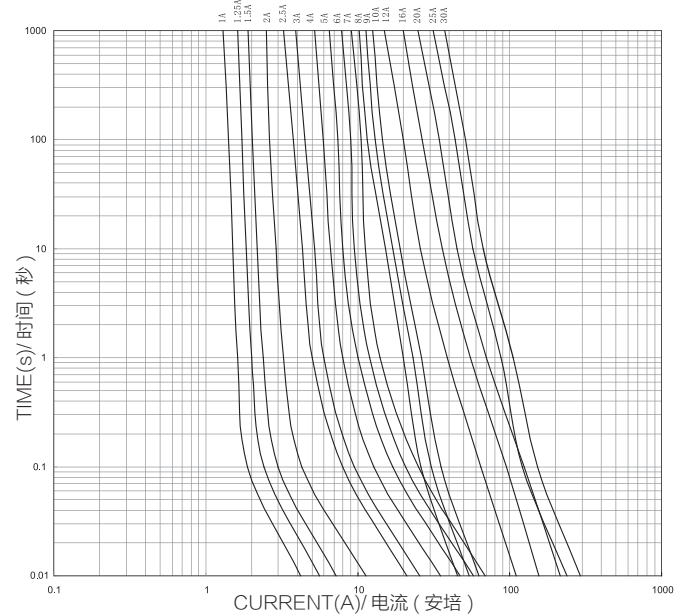


#### ELECTRICAL CHARACTERISTICS/ 电气特性:

% of CURRENT RATING 额定电流的 %	BLOWING TIME 熔断时间	
110%	15 minutes Min.	最快 15 分钟
135%	1 hour Max.	最慢 1 小时
200%	4 minutes Max.	最慢 4 分钟

#### HC10NR 平均 I-T 曲线图 (仅供参考)

AVERAGE I-T CHARACTERISTICS CURVE  
(FOR REFERENCE ONLY)



#### Recommended fuseholders for Class CC 600V fuses

See Model of product: HC101C

适用于 CC 型熔断体的支持件

详见产品型号: HC101C





# HC10SR 1A-30A

## Time-Delay Fuses

### Class CC

### 延时型熔断器

Standard/ 标准: UL 248-4



#### INTERRUPTING CAPACITY / 分断能力

200,000 amperes at 600V AC (1A-30A)  
10,000 amperes at 300V DC (9A-30A)

#### TECHNICAL PARAMETERS/ 技术参数:

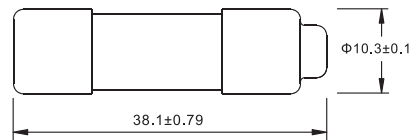
CATALOG NO. 目录编号	CURRENT RATING 额定电流	SAFETY APPROVALS 安全认证	
		UL	CUL
10SR1U6	31A	●	●
10SR1.25U6	1.25A	●	●
10SR1.5U6	1.5A	●	●
10SR1.6U6	1.6A	●	●
10SR2U6	2A	●	●
10SR2.5U6	2.5A	●	●
10SR3U6	3A	●	●
10SR3.15U6	3.15A	●	●
10SR3.5U6	3.5A	●	●
10SR4U6	4A	●	●
10SR5U6	5A	●	●
10SR6U6	6A	●	●
10SR6.3U6	6.3A	●	●
10SR7U6	7A	●	●
10SR8U6	8A	●	●
10SR9U6	9A	●	●
10SR10U6	3A	●	●
10SR12U6	12A	●	●
10SR15U6	15A	●	●
10SR16U6	16A	●	●
10SR20U6	20A	●	●
10SR25U6	25A	●	●
10SR30U6	30A	●	●

U6 DENOTES FOR 600V AC  
● DENOTES FOR APPROVAL  
○ DENOTES FOR PENDING

U6 表示 600V AC  
● 表示已取得安全认证  
○ 表示正在申请安全认证

#### Dimensions/ 尺寸:

Unit 单位: mm

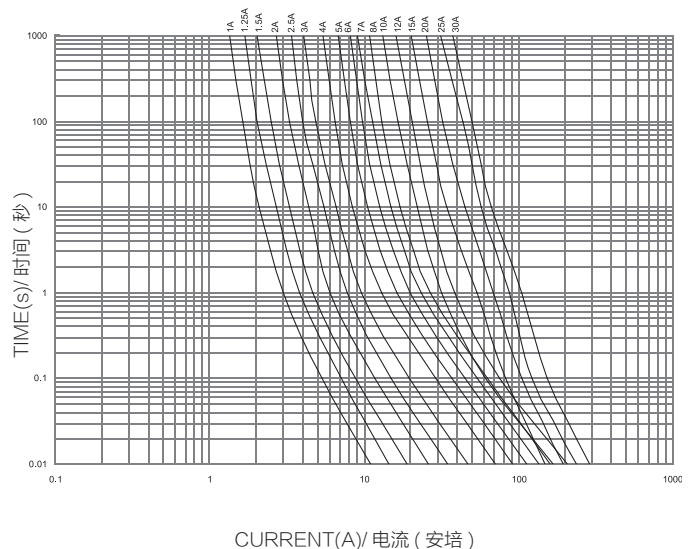


#### ELECTRICAL CHARACTERISTICS/ 电气特性:

% of CURRENT RATING 额定电流的 %	BLOWING TIME 熔断时间	
110%	15 minutes Min.	最快 15 分钟
135%	1 hour Max.	最慢 1 小时
200%	12 seconds-240 seconds	12 秒 -240 秒

#### HC10SR 平均 I-T 曲线图 (仅供参考)

AVERAGE I-T CHARACTERISTICS CURVE  
(FOR REFERENCE ONLY)



#### Recommended fuseholders for Class CC 600V fuses

See Model of product: HC101C

适用于 CC 型熔断体的支持件

详见产品型号: HC101C





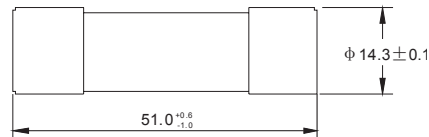
# HC14gPV 1000V DC 15A-32A Photovoltaic Fuse 光伏熔断器

Standard/ 标准: IEC 60269-6 GB/T 13539.6

**INTERRUPTING CAPACITY / 分断能力:**  
30,000 amperes at 1000V DC (TimeConstant: 1-3ms)

**Dimensions/ 尺寸:**

Unit 单位: mm



## TECHNICAL PARAMETERS/ 技术参数:

CATALOG NO. 目录编号	CURRENT RATING 额定电流	SAFETY APPROVALS 安全认证	
		UL	CUL
14gPV15 U0	15A	○	○
14gPV20 U0	20A	○	○
14gPV25 U0	25A	○	○
14gPV30 U0	30A	○	○
14gPV32 U0	32A	○	○

U0 DENOTES FOR 1000V DC  
● DENOTES FOR APPROVAL  
○ DENOTES FOR PENDING

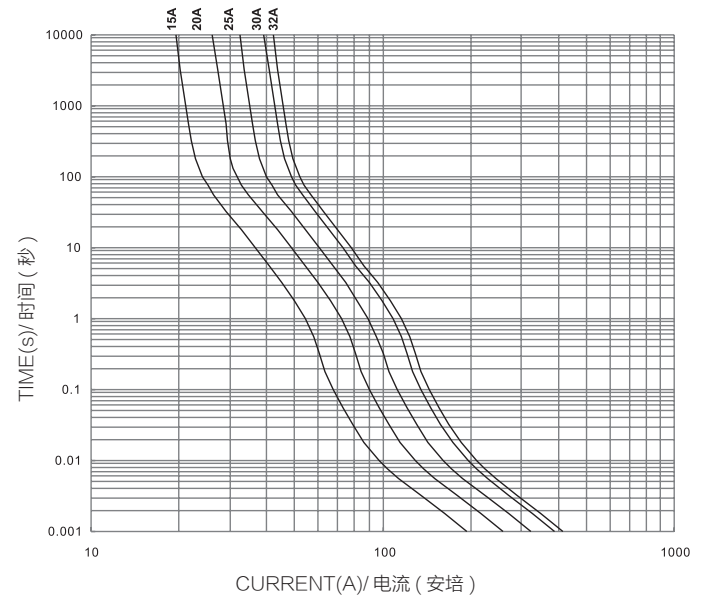
U0 表示 1000V DC  
● 表示已取得安全认证  
○ 表示正在申请安全认证

## ELECTRICAL CHARACTERISTICS/ 电气特性:

% of CURRENT RATING 额定电流的 %	BLOWING TIME 熔断时间	
113%	1 hour Min.	最快 1 小时
145%	1 hour Max.	最慢 1 小时

## HC14gPV 平均 I-T 曲线图 (仅供参考)

AVERAGE I-T CHARACTERISTICS CURVE  
(FOR REFERENCE ONLY)



Recommended fuse-base for 14.3mmx51mm fuses

See Model of product: HC141B

适用于 14.3mmx51mm 熔断体的支持件

详见产品型号: HC141B



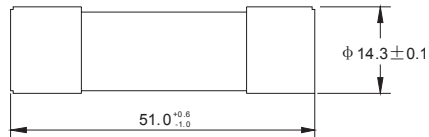
# HC14gR 500V DC 16A-50A Photovoltaic Fuse 光伏熔断器

Standard/ 标准: IEC 60269-4, GB/T 13539.4

**INTERRUPTING CAPACITY / 分断能力:**  
100,000 amperes at 500V DC

**Dimensions/ 尺寸:**

Unit 单位: mm



**TECHNICAL PARAMETERS/ 技术参数:**

CATALOG NO. 目录编号	CURRENT RATING 额定电流	SAFETY APPROVALS 安全认证	
		UL	CUL
14gR16U5	16A	○	○
14gR20U5	20A	○	○
14gR25U5	25A	○	○
14gR32U5	32A	○	○
14gR40U5	40A	○	○
14gR50U5	50A		

U5 DENOTES FOR 500V

U5 表示 500V

● DENOTES FOR APPROVAL

● 表示已取得安全认证

○ DENOTES FOR PENDING

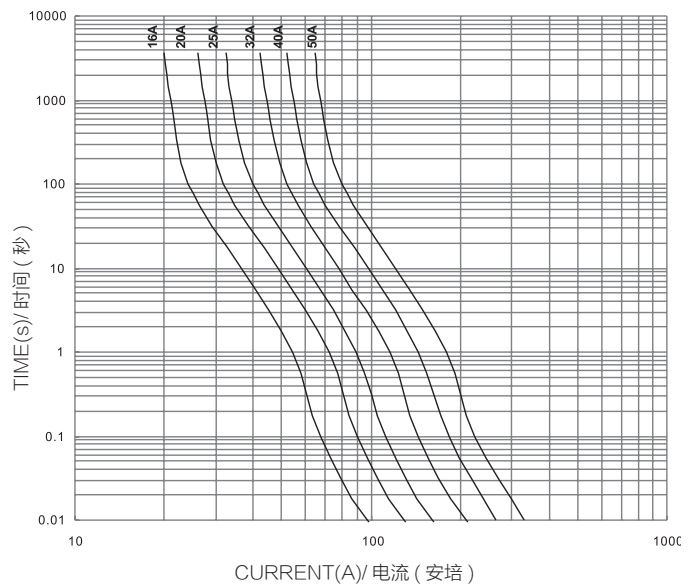
○ 表示正在申请安全认证

**ELECTRICAL CHARACTERISTICS/ 电气特性:**

% of CURRENT RATING 额定电流的 %	BLOWING TIME 熔断时间	
110%	1 hour Min.	最快 1 小时
160%	1 hour Max.	最慢 1 小时

**HC14gR 平均 I-T 曲线图 (仅供参考)**

AVERAGE I-T CHARACTERISTICS CURVE  
(FOR REFERENCE ONLY)



**Recommended fuse-base for 14.3mmx51mm fuses**

See Model of product: HC141A HC141B

适用于 14.3mmx51mm 熔断体的支持件

详见产品型号: HC141A HC141B





Your Power Safeguard™  
您的电路安全卫士



# HC14gG 2A-50A

## Class of Operation: gG

### 保护特性: gG

Standard/ 标准: IEC 60269, GB 13539

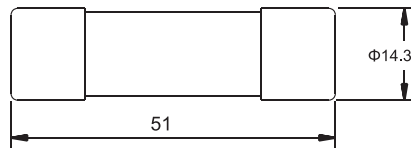


#### INTERRUPTING CAPACITY / 分断能力:

120,000 amperes at 500V AC (2A-50A)  
80,000 amperes at 690V AC (2A-25A)

#### Dimensions/ 尺寸:

Unit 单位: mm



#### TECHNICAL PARAMETERS/ 技术参数:

CATALOG NO. 目录编号	CURRENT RATING 额定电流	SAFETY APPROVALS 安全认证		
		CCC	TUV	cURus
14gG2U5/U6	2A	●	○	○
14gG4U5/U6	4A	●	○	○
14gG6U5/U6	6A	●	○	○
14gG8U5/U6	8A	●	○	○
14gG10U5/U6	10A	●	○	○
14gG12U5/U6	12A	●	○	○
14gG16U5/U6	16A	●	○	○
14gG20U5/U6	20A	●	○	○
14gG25U5/U6	2A	●	○	○
14gG32U5	32A	●	○	○
14gG40U5	40A	●	○	○
14gG50U5	50A	●	○	○

U5 DENOTES FOR 500V AC  
U6 DENOTES FOR 690V AC  
● DENOTES FOR APPROVAL  
○ DENOTES FOR PENDING

U5 表示 500V AC  
U6 表示 690V AC  
● 表示已取得安全认证  
○ 表示正在申请安全认证

#### Recommended fuse-base for 14.3mmx51mm fuses

See Model of product: HC141A HC141B

#### 适用于 14.3mmx51mm 熔断体的支持件

详见产品型号: HC141A HC141B

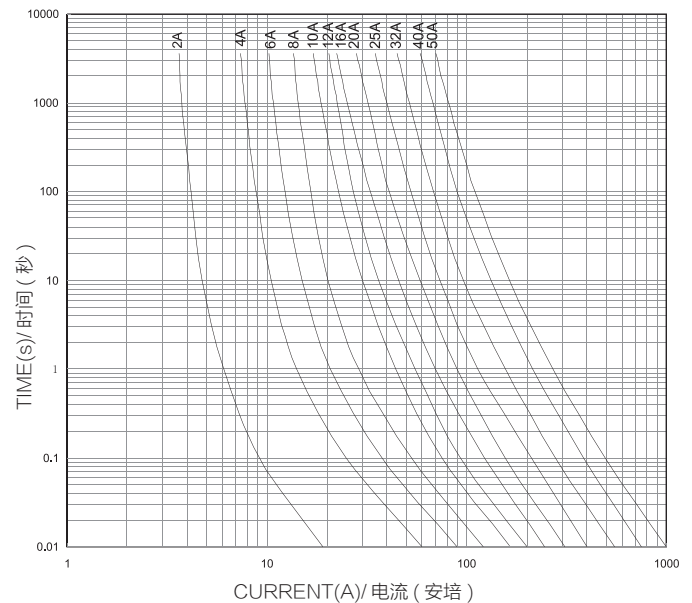


#### ELECTRICAL CHARACTERISTICS/ 电气特性:

RATING 额定	CONVENTIONAL TIME 约定时间	CONVENTIONAL CURRENT 约定电流	
		CONVENTIONAL NON-FUSING CURRENT(A) 约定不熔断电流	CONVENTIONAL FUSING CURRENT(A) 约定熔断电流
$I_n \leq 4A$	1h	$1.5I_n$	$2.1I_n$
$4A < I_n < 16A$	1h	$1.5I_n$	$1.9I_n$
$16 \leq I_n \leq 50A$	1h	$1.25I_n$	$1.6I_n$

#### HC14gG 平均 I-T 曲线图 (仅供参考)

AVERAGE I-T CHARACTERISTICS CURVE  
(FOR REFERENCE ONLY)





# aR TYPE

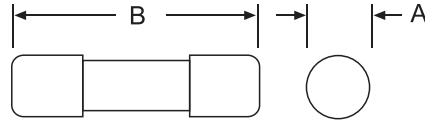
## Class of Operation: aR

### 保护特性: aR

Standard/ 标准: IEC 60269-4, GB/T 13539.4

#### Dimensions/ 尺寸:

Unit 单位: mm



尺寸/型号 SIZE/TYPE	HC08aR	HC14aR	HC22aR
A	8.5	14.3	22.2
B	31.5	51.0	58.0

#### TECHNICAL PARAMETERS/ 技术参数:

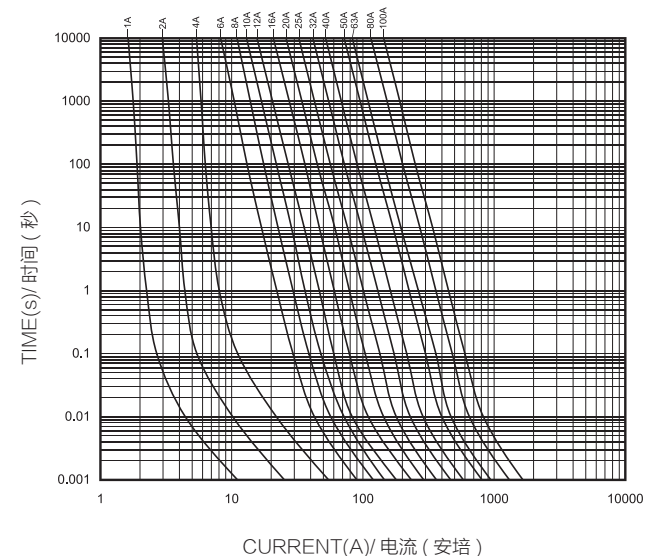
TYPE/ SIZE 型号 / 尺寸	CATALOG NO. 目录编号	CURRENT RATING 额定电流	VOLTAGE RATING 额定电压	BREAKING CAPACITY 分断能力	SAFETY APPROVALS 安全认证		
					CCC	TUV	cURus
HC08aR (8.5x31.5mm)	08aR0.5U4	500mA	400V		○	○	○
	08aR0.63U4	630mA	400V		○	○	○
	08aR0.8U4	800mA	400V		○	○	○
	08aR1U4	1A	400V		○	○	○
	08aR1.25U4	1.25A	400V		○	○	○
	08aR1.6U4	1.6A	400V		○	○	○
	08aR2U4	2A	400V		○	○	○
	08aR2.5U4	2.5A	400V		○	○	○
	08aR3U4	3A	400V		○	○	○
	08aR3.5U4	3.5A	400V		○	○	○
	08aR4U4	4A	400V		○	○	○
	08aR5U4	5A	400V		○	○	○
	08aR6U4	6A	400V		○	○	○
	08aR6.3U4	6.3A	400V		○	○	○
	08aR7U4	7A	400V		○	○	○
	08aR8U4	8A	400V		○	○	○
	08aR9U4	9A	400V		○	○	○
	08aR10U4	10A	400V		○	○	○
	08aR12U4	12A	400V		○	○	○
	08aR12.5U4	12.5A	400V		○	○	○
08aR15U4	15A	400V		○	○	○	
08aR16U4	16A	400V		○	○	○	
08aR20U4	20A	400V		○	○	○	
08aR25U4	25A	400V		○	○	○	
HC14aR (14.3x51mm)	14aR4U5/U6	4A	500V/690V		○	○	○
	14aR5U5/U6	5A	500V/690V		○	○	○
	14aR6U5/U6	6A	500V/690V		○	○	○
	14aR7U5/U6	7A	500V/690V		○	○	○
	14aR8U5/U6	8A	500V/690V		○	○	○
	14aR9U5/U6	9A	500V/690V		○	○	○
	14aR10U5/U6	10A	500V/690V	120KA(500V)	○	○	○
	14aR12U5/U6	12A	500V/690V	80KA(690V)	○	○	○
	14aR15U5/U6	15A	500V/690V		○	○	○
	14aR16U5/U6	16A	500V/690V		○	○	○
	14aR20U5/U6	20A	500V/690V		○	○	○
	14aR25U5/U6	25A	500V/690V		○	○	○
	14aR30U5/U6	30A	500V/690V		○	○	○
	14aR32U5/U6	32A	500V/690V		○	○	○
14aR40U5	40A	500V		○	○	○	
14aR50U5	50A	500V		○	○	○	
HC22aR (22.2x58mm)	22aR4U5/U6	4A	500V/690V		○	○	○
	22aR5U5/U6	5A	500V/690V		○	○	○
	22aR6U5/U6	6A	500V/690V		○	○	○
	22aR7U5/U6	7A	500V/690V		○	○	○
	22aR8U5/U6	8A	500V/690V		○	○	○
	22aR9U5/U6	9A	500V/690V		○	○	○
	22aR10U5/U6	10A	500V/690V		○	○	○
	22aR12U5/U6	12A	500V/690V	120KA(500V)	○	○	○
	22aR15U5/U6	15A	500V/690V		○	○	○
	22aR16U5/U6	16A	500V/690V	80KA(690V)	○	○	○
	22aR20U5/U6	20A	500V/690V		○	○	○
	22aR25U5/U6	25A	500V/690V		○	○	○
	22aR30U5/U6	30A	500V/690V		○	○	○
	22aR32U5/U6	32A	500V/690V		○	○	○
22aR40U5/U6	40A	500V/690V		○	○	○	
22aR50U5/U6	50A	500V/690V		○	○	○	
22aR63U5/U6	63A	500V/690V		○	○	○	
22aR80U5	80A	500V	120KA	○	○	○	
22aR100U5	100A	500V		○	○	○	

#### ELECTRICAL CHARACTERISTICS/ 电气特性:

RATING 额定	BLOWING TIME 熔断时间	
	250mA-5A	6A-100A
1.0In	最快 Min.	4 hours
4In	最慢 Max.	1 s
	最快 Min.	3 ms
10In	最慢 Max.	20 ms
		30 ms

#### HC aR 平均 I-T 曲线图 (仅供参考)

AVERAGE I-T CHARACTERISTICS CURVE  
(FOR REFERENCE ONLY)



U4 DENOTES FOR 400V AC  
U5 DENOTES FOR 500V AC  
U6 DENOTES FOR 690V AC  
● DENOTES FOR APPROVAL  
○ DENOTES FOR PENDING

U4 表示 400V AC  
U5 表示 500V AC  
U6 表示 690V AC  
● 表示已取得安全认证  
○ 表示正在申请安全认证



## gG TYPE

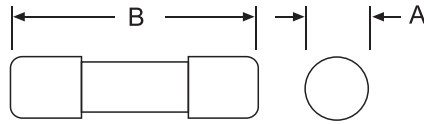
### Class of Operation:gG

### 保护特性: gG

Standard/ 标准: IEC 60269, GB 13539

Dimensions/ 尺寸:

Unit 单位: mm



尺寸/型号 SIZE/TYPE	HC08gG	HC22gG
A	8.5	22.2
B	31.5	58.0

#### TECHNICAL PARAMETERS/ 技术参数:

TYPE/SIZE 型号/尺寸	CATALOG NO. 目录编号	CURRENT RATING 额定电流	VOLTAGE RATING 额定电压	BREAKING CAPACITY 分断能力	SAFETY APPROVALS 安全认证		
					CCC	TUV	cURus
HC08gG (8.5x31.5mm)	08gG0.5U4	500mA	400V		○	○	○
	08gG1U4	1A	400V		○	○	○
	08gG2U4	2A	400V		○	○	○
	08gG4U4	4A	400V		○	○	○
	08gG6U4	6A	400V		○	○	○
	08gG8U4	8A	400V	20KA	○	○	○
	08gG10U4	10A	400V		○	○	○
	08gG12U4	12A	400V		○	○	○
	08gG16U4	16A	400V		○	○	○
	08gG20U4	20A	400V		○	○	○
HC22gG (22.2x58mm)	22gG25U4	25A	400V		○	○	○
	22gG4U5/U6	4A	500V/690V		○	○	○
	22gG6U5/U6	6A	500V/690V		○	○	○
	22gG8U5/U6	8A	500V/690V		○	○	○
	22gG10U5/U6	10A	500V/690V		○	○	○
	22gG12U5/U6	12A	500V/690V		○	○	○
	22gG16U5/U6	16A	500V/690V	120KA(500V) 80KA(690V)	○	○	○
	22gG20U5/U6	20A	500V/690V		○	○	○
	22gG25U5/U6	25A	500V/690V		○	○	○
	22gG32U5/U6	32A	500V/690V		○	○	○
	22gG40U5/U6	40A	500V/690V		○	○	○
	22gG50U5/U6	50A	500V/690V		○	○	○
	22gG63U5	63A	500V		○	○	○
	22gG80U5	80A	500V	120KA	○	○	○
	22gG100U5	100A	500V		○	○	○
22gG125U5	125A	500V		○	○	○	

U4 DENOTES FOR 400V AC  
U5 DENOTES FOR 500V AC  
U6 DENOTES FOR 690V AC  
● DENOTES FOR APPROVAL  
○ DENOTES FOR PENDING

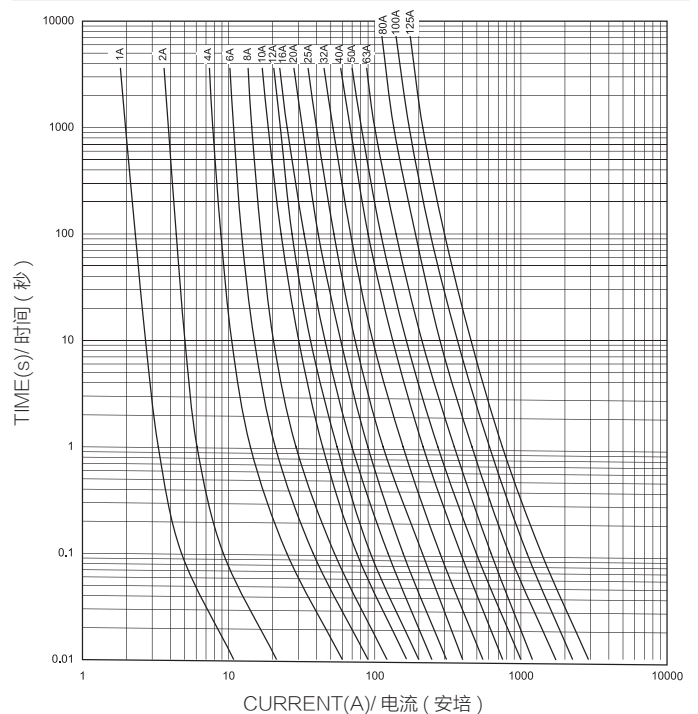
U4 表示 400V AC  
U5 表示 500V AC  
U6 表示 690V AC  
● 表示已取得安全认证  
○ 表示正在申请安全认证

#### ELECTRICAL CHARACTERISTICS/ 电气特性:

RATING 额定	CONVENTIONAL TIME 约定时间	CONVENTIONAL CURRENT 约定电流	
		CONVENTIONAL NON-FUSING CURRENT(A) 约定不熔断电流	CONVENTIONAL FUSING CURRENT(A) 约定熔断电流
$I_n \leq 4A$	1h	1.5I <sub>n</sub>	2.1I <sub>n</sub>
$4A < I_n < 16A$	1h	1.5I <sub>n</sub>	1.9I <sub>n</sub>
$16 \leq I_n \leq 63A$	1h	1.25I <sub>n</sub>	1.6I <sub>n</sub>
$63 < I_n \leq 125A$	2h	1.25I <sub>n</sub>	1.6I <sub>n</sub>

#### HCgG 平均 I-T 曲线图 (仅供参考)

#### AVERAGE I-T CHARACTERISTICS CURVE (FOR REFERENCE ONLY)





## aM TYPE

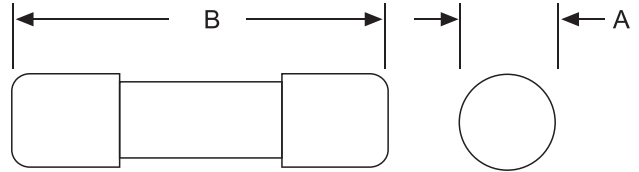
### Class of Operation: aM

### 保护特性: aM

Standard/ 标准: IEC 60269-4, GB 13539

Dimensions/ 尺寸:

Unit 单位: mm



#### TECHNICAL PARAMETERS/ 技术参数:

TYPE/SIZE 型号 / 尺寸	CATALOG NO. 目录编号	CURRENT RATING 额定电流	VOLTAGE RATING 额定电压	BREAKING CAPACITY 分断能力	SAFETY APPROVALS 安全认证		
					CCC	TUV	cURus
HC08aM (8.5x31.5mm)	08aM1U4	1A	400V	20KA	○	○	○
	08aM2U4	2A	400V		○	○	○
	08aM4U4	4A	400V		○	○	○
	08aM6U4	6A	400V		○	○	○
	08aM8U4	8A	400V		○	○	○
HC14aM (14.3x51mm)	14aM10U4	10A	400V	120KA(500V) 80KA(690V)	○	○	○
	14aM2U5/U6	2A	500V/690V		○	○	○
	14aM4U5/U6	4A	500V/690V		○	○	○
	14aM6U5/U6	6A	500V/690V		○	○	○
	14aM8U5/U6	8A	500V/690V		○	○	○
	14aM10U5/U6	10A	500V/690V		○	○	○
	14aM12U5/U6	12A	500V/690V		○	○	○
	14aM16U5/U6	16A	500V/690V		○	○	○
	14aM20U5/U6	20A	500V/690V		○	○	○
	14aM25U5/U6	25A	500V/690V		○	○	○
HC22aM (22.2x58mm)	14aM32U5	32A	500V	120KA	○	○	○
	14aM40U5	40A	500V		○	○	○
	14aM50U5	50A	400V		○	○	○
	22aM4U5/U6	4A	500V/690V		○	○	○
	22aM6U5/U6	6A	500V/690V		○	○	○
	22aM8U5/U6	8A	500V/690V		○	○	○
	22aM10U5/U6	10A	500V/690V		○	○	○
	22aM12U5/U6	12A	500V/690V		○	○	○
	22aM16U5/U6	16A	500V/690V		○	○	○
	22aM20U5/U6	20A	500V/690V		○	○	○
HC22aM (22.2x58mm)	22aM25U5/U6	25A	500V/690V	120KA	○	○	○
	22aM32U5/U6	32A	500V/690V		○	○	○
	22aM40U5/U6	40A	500V/690V		○	○	○
	22aM50U5/U6	50A	500V/690V		○	○	○
	22aM63U5	63A	500V/690V		○	○	○
	22aM80U5	80A	500V/690V		○	○	○
	22aM100U5	100A	500V/690V		○	○	○
	22aM125U5	125A	500V/690V		○	○	○

U4 DENOTES FOR 400V AC  
U5 DENOTES FOR 500V AC  
U6 DENOTES FOR 690V AC  
● DENOTES FOR APPROVAL  
○ DENOTES FOR PENDING

U4 表示 400V AC  
U5 表示 500V AC  
U6 表示 690V AC  
● 表示已取得安全认证  
○ 表示正在申请安全认证

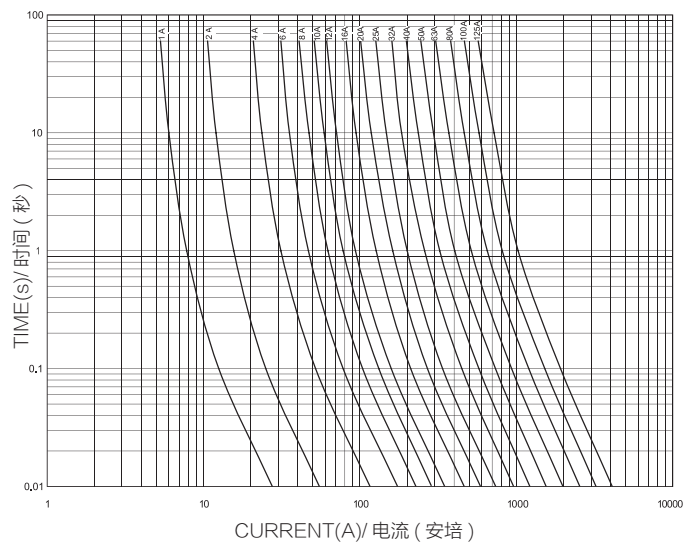
尺寸/型号 SIZE/TYPE	HC08aM	HC14aM	HC22aM
A	8.5	14.3	22.2
B	31.5	51.0	58.0

#### ELECTRICAL CHARACTERISTICS/ 电气特性:

	4In	6.3In	8In	10In	12.5In	19In
t <sub>熔断</sub> Operating	—	60s	—	—	0.5s	0.1s
t <sub>弧前</sub> Pre-arcing	60s	—	0.5s	0.2s	—	—

#### HCaM 平均 I-T 曲线图 (仅供参考)

AVERAGE I-T CHARACTERISTICS CURVE  
(FOR REFERENCE ONLY)





Your Power Safeguard™  
您的电路安全卫士



# HBC 35A-1200A

## Class of Operation: aR

### 保护特性: aR

Standard/ 标准: IEC 60269-4, GB/T 13539.4

**INTERRUPTING CAPACITY / 分断能力:**  
200,000 amperes at 500V AC (35A-1200A)  
50,000 amperes at 500V DC (35A-1200A)

#### TECHNICAL PARAMETERS/ 技术参数:

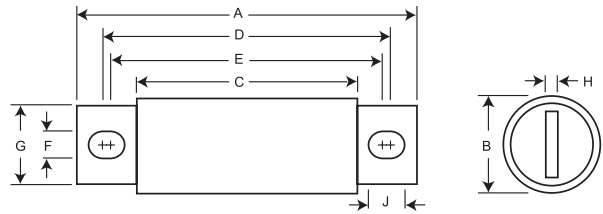
CATALOG NO. 目录编号	CURRENT RATING 额定电流	SAFETY APPROVALS 安全认证		
		UL	CUL	cURus
HBC35	35A	○	○	○
HBC40	40A	○	○	○
HBC45	45A	○	○	○
HBC50	50A	○	○	○
HBC60	60A	○	○	○
HBC70	70A	○	○	○
HBC80	80A	○	○	○
HBC90	90A	○	○	○
HBC100	100A	○	○	○
HBC125	125A	○	○	○
HBC150	150A	○	○	○
HBC175	175A	○	○	○
HBC200	200A	○	○	○
HBC225	225A	○	○	○
HBC250	250A	○	○	○
HBC275	275A	○	○	○
HBC300	300A	○	○	○
HBC325	325A	○	○	○
HBC350	350A	○	○	○
HBC400	400A	○	○	○
HBC450	450A	○	○	○
HBC500	500A	○	○	○
HBC600	600A	○	○	○
HBC700	700A	○	○	○
HBC800	800A	○	○	○
HBC1000	1000A	○	○	○
HBC1200	1200A	○	○	○

● DENOTES FOR APPROVAL  
○ DENOTES FOR PENDING

● 表示已取得安全认证  
○ 表示正在申请安全认证

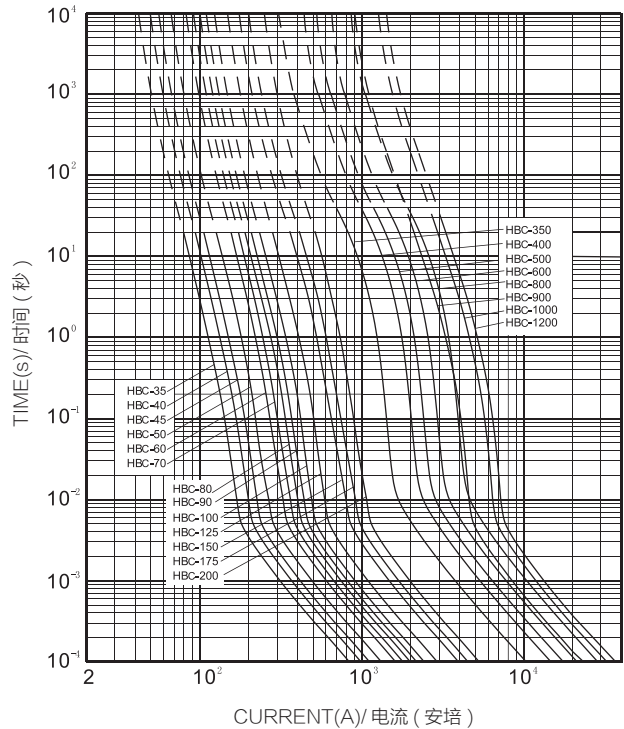
#### Dimensions/ 尺寸:

Unit 单位: mm



#### HBC 平均 I-T 曲线图 (仅供参考)

AVERAGE I-T CHARACTERISTICS CURVE  
(FOR REFERENCE ONLY)



CATALOG NUMBER	A	B	C	D	E	F	G	H	J
HBC35 to 100	92	25.4	54	78	68	8.2	19.2	3.4	13.2
HBC125 to 200	92	31	54	75.6	68	8.2	24.7	4.8	12
HBC225 to 400	110	38	54	87.4	75.4	10.4	25.4	6.4	16.4
HBC450 to 600	110	50.8	54	90	75.4	10.4	38	6.4	19.8
HBC700 to 800	161	63.5	54	126	87.5	13.5	51	9.7	33
HBC1000 to 1200	177	76.2	82	139	113.7	15.9	60.5	11	28.5



## HBD 35A-600A

### Class of Operation: aR

### 保护特性: aR

Standard/ 标准: IEC 60269-4, GB/T 13539.4

#### INTERRUPTING CAPACITY / 分断能力:

200,000 amperes at 700V AC (35A-600A)

50,000 amperes at 700V DC (35A-600A)

#### TECHNICAL PARAMETERS/ 技术参数:

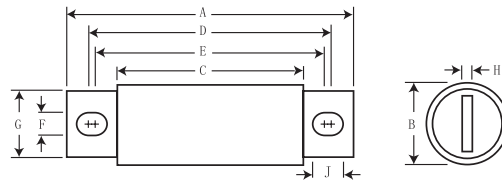
CATALOG NO. 目录编号	CURRENT RATING 额定电流	SAFETY APPROVALS 安全认证		
		UL	CUL	cURus
HBD35	35A	○	○	○
HBD40	40A	○	○	○
HBD50	50A	○	○	○
HBD60	60A	○	○	○
HBD70	70A	○	○	○
HBD80	80A	○	○	○
HBD90	90A	○	○	○
HBD100	100A	○	○	○
HBD125	125A	○	○	○
HBD150	150A	○	○	○
HBD175	175A	○	○	○
HBD200	200A	○	○	○
HBD225	225A	○	○	○
HBD250	250A	○	○	○
HBD300	300A	○	○	○
HBD350	350A	○	○	○
HBD400	400A	○	○	○
HBD450	450A	○	○	○
HBD500	500A	○	○	○
HBD600	600A	○	○	○

● DENOTES FOR APPROVAL  
○ DENOTES FOR PENDING

● 表示已取得安全认证  
○ 表示正在申请安全认证

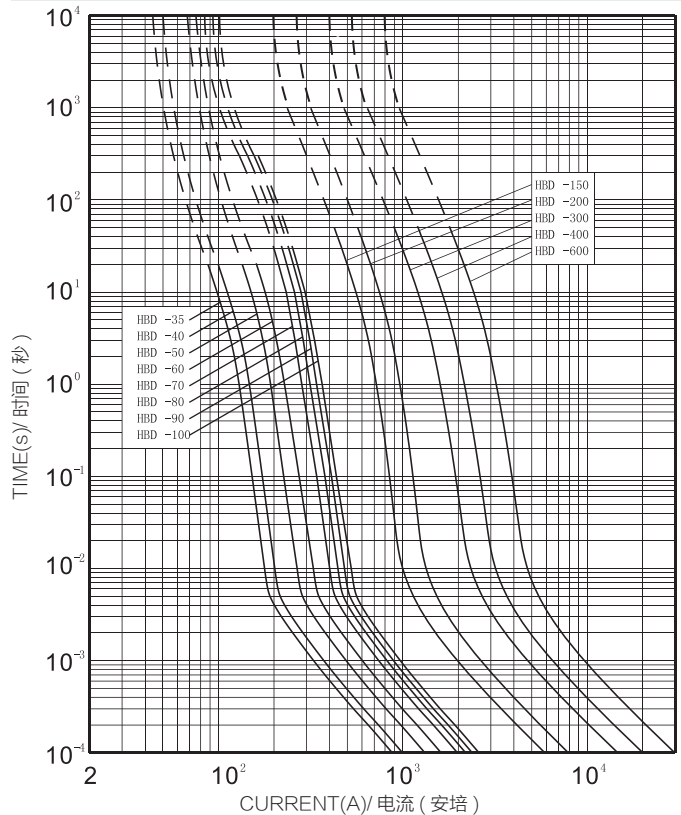
#### Dimensions/ 尺寸:

Unit 单位: mm



#### HBD 平均 I-T 曲线图 (仅供参考)

AVERAGE I-T CHARACTERISTICS CURVE  
(FOR REFERENCE ONLY)



CATALOG NUMBER	A	B	C	D	E	F	G	H	J
HBD35 to 60	109	25.4	71	95	85	8.2	19.2	3.4	13.2
HBD70 to 100	109	31	71	92.6	85	8.2	24.7	4.8	12
HBD125 to 200	128	38	71	104.4	92.4	10.4	25.4	6.4	16.4
HBD225 to 400	128	50.8	71	104.4	90.4	10.4	38	6.4	17.4
HBD450 to 600	180	63.5	71	145	106	13.5	50.8	9.7	33



# HBE 35A-800A

## Class of Operation: aR

### 保护特性: aR

Standard/ 标准: IEC 60269-4, GB/T 13539.4

**INTERRUPTING CAPACITY / 分断能力:**  
100,000 amperes at 1000V AC (35A-800A)  
50,000 amperes at 750V DC (35A-800A)

#### TECHNICAL PARAMETERS/ 技术参数:

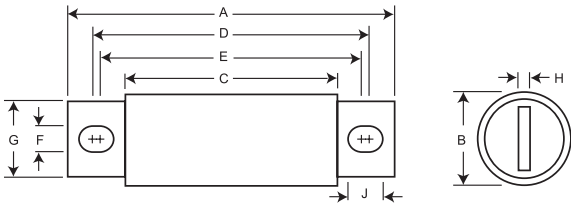
CATALOG NO. 目录编号	CURRENT RATING 额定电流	SAFETY APPROVALS 安全认证		
		UL	CUL	cURus
HBE35	35A	○	○	○
HBE40	40A	○	○	○
HBE50	50A	○	○	○
HBE60	60A	○	○	○
HBE70	70A	○	○	○
HBE80	80A	○	○	○
HBE90	90A	○	○	○
HBE100	100A	○	○	○
HBE125	125A	○	○	○
HBE150	150A	○	○	○
HBE175	175A	○	○	○
HBE200	200A	○	○	○
HBE225	225A	○	○	○
HBE250	250A	○	○	○
HBE300	300A	○	○	○
HBE350	350A	○	○	○
HBE400	400A	○	○	○
HBE500	500A	○	○	○
HBE600	600A	○	○	○
HBE650	650A	○	○	○
HBE700	700A	○	○	○
HBE800	800A	○	○	○

● DENOTES FOR APPROVAL  
○ DENOTES FOR PENDING

● 表示已取得安全认证  
○ 表示正在申请安全认证

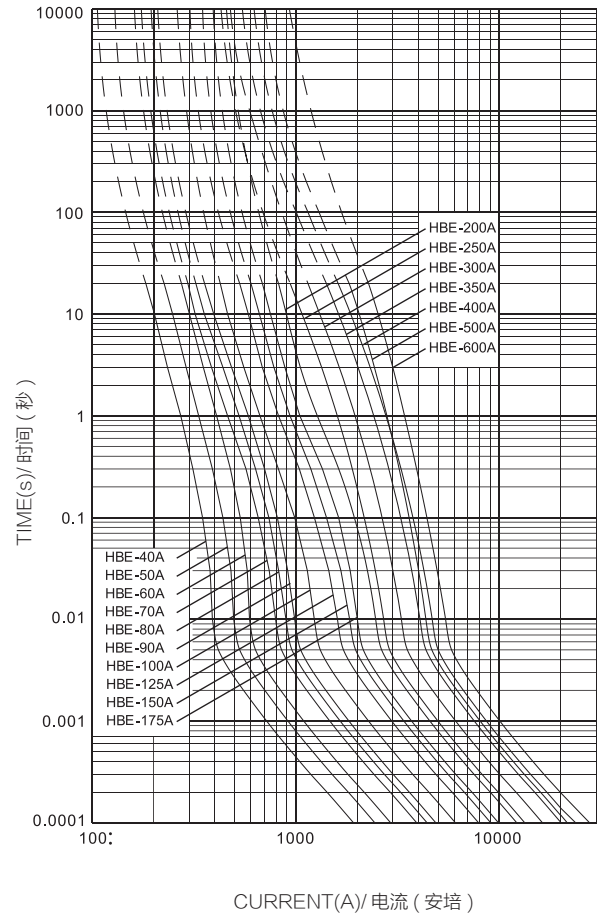
#### Dimensions/ 尺寸:

Unit 单位: mm




#### HBE 平均 I-T 曲线图 (仅供参考)

AVERAGE I-T CHARACTERISTICS CURVE  
(FOR REFERENCE ONLY)



CATALOG NUMBER	A	B	C	D	E	F	G	H	J
HBE35 to 60	125	25.4	87	108	106	8.2	19.2	3.4	9.2
HBE70 to 100	126	31	87	108	106	8.2	24.7	4.8	9.2
HBE125 to 200	144	38	87	120.4	108.4	10.4	25.4	6.4	16.4
HBE225 to 400	144	50.8	87	120.4	106.4	10.4	38	6.4	17.4
HBE450 to 800	183	63.5	87	152	120	14.3	50.8	9.5	30.5



# HEA 6A-400A

## Class of Operation: aR

### 保护特性: aR

Standard/ 标准: IEC 60269-4, GB/T 13539.4



#### INTERRUPTING CAPACITY / 分断能力:

80,000 amperes at 690V AC (6A-400A)  
50,000 amperes at 500V DC (6A-400A)

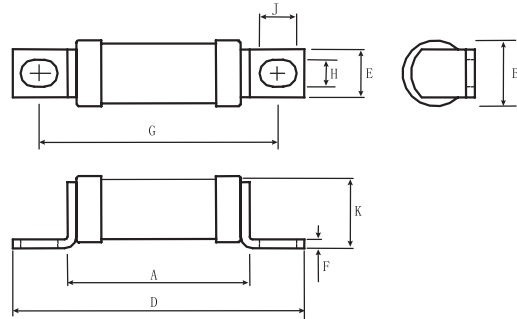
#### TECHNICAL PARAMETERS/ 技术参数:

CATALOG NO. 目录编号	CURRENT RATING 额定电流	SAFETY APPROVALS 安全认证		
		CCC	TUV	cURus
HEA6	6A	●	○	○
HEA10	10A	●	○	○
HEA12	12A	●	○	○
HEA16	16A	●	○	○
HEA20	20A	●	○	○
HEA25	25A	●	○	○
HEA32	32A	●	○	○
HEA35	35A	●	○	○
HEA40	40A	●	○	○
HEA45	45A	●	○	○
HEA50	50A	●	○	○
HEA63	63A	●	○	○
HEA80	80A	●	○	○
HEA90	90A	●	○	○
HEA100	100A	●	○	○
HEA125	125A	●	○	○
HEA160	160A	●	○	○
HEA180	180A	●	○	○
HEA200	200A	●	○	○
HEA225	225A	●	○	○
HEA250	250A	●	○	○
HEA280	280A	●	○	○
HEA315	315A	●	○	○
HEA350	350A	●	○	○
HEA400	400A	●	○	○

● DENOTES FOR APPROVAL      ● 表示已取得安全认证  
○ DENOTES FOR PENDING      ○ 表示正在申请安全认证

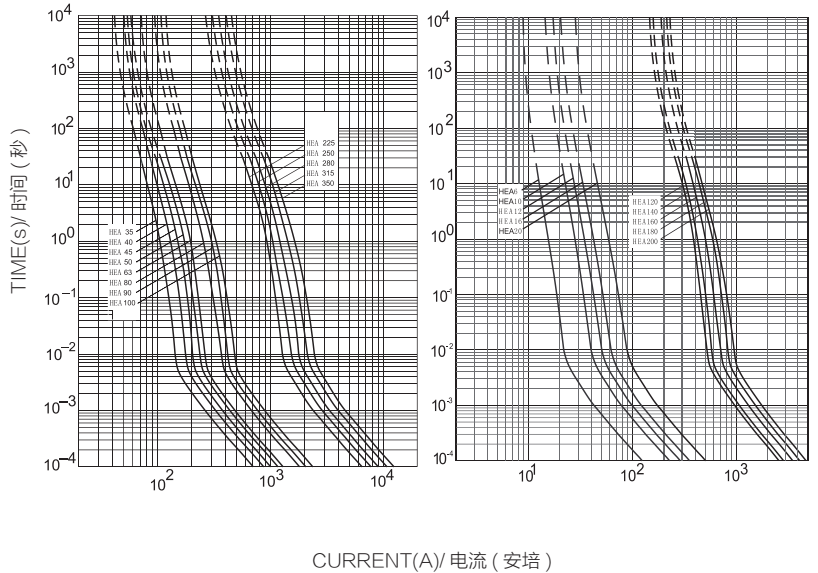
#### Dimensions/ 尺寸:

Unit 单位: mm



#### HEA 平均 I-T 曲线图 (仅供参考)

AVERAGE I-T CHARACTERISTICS CURVE  
(FOR REFERENCE ONLY)



CATALOG NUMBER	A max.	B max.	D max.	E nom.	F max.	G nom.	H nom.	J min.	K max.
64A to 100A	50.6	17.7	79.8	12.7	2.5	63.5	6.4	7.9	19.3
125A to 200A	60	26	95	20	3.3	70	8.7	10.3	28.0
225A to 400A	60	38.2	114	25.4	3.3	85	10.3	13	41.5



Your Power Safeguard™  
您的电路安全卫士



# NH1XLaR 1000V DC 63A-400A

## Class of Operation: aR

### 保护特性: aR

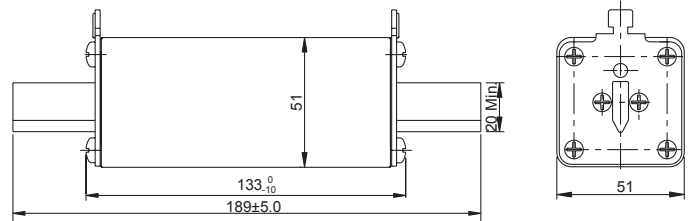
Standard/ 标准: IEC 60269-4, GB/T 13539.4

**INTERRUPTING CAPACITY / 分断能力:**  
50,000 amperes at 1000V DC

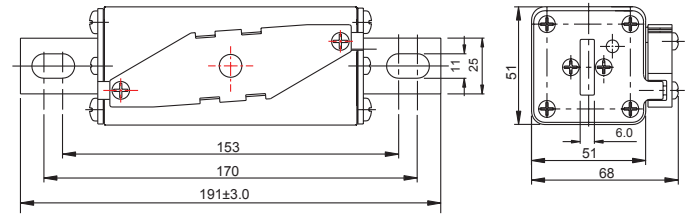
**Dimensions/ 尺寸:**

Unit 单位: mm

Part No.: NH1XLaR (amp rating) U0A



Part No.: NH1XLaR (amp rating) U0B



**TECHNICAL PARAMETERS/ 技术参数:**

CATALOG NO. 目录编号	CURRENT RATING 额定电流	SAFETY APPROVALS 安全认证	
		CCC	TUV
1XLaR63U0A/B	63A	○	○
1XLaR80U0A/B	80A	○	○
1XLaR100U0A/B	100A	○	○
1XLaR125U0A/B	125A	○	○
1XLaR160U0A/B	160A	○	○
1XLaR200U0A/B	200A	○	○
1XLaR225U0A/B	225A	○	○
1XLaR250U0A/B	250A	○	○
1XLaR315U0A/B	315A	○	○
1XLaR350U0A/B	350A	○	○
1XLaR400U0A/B	400A	○	○

A / B- Optional 可选择

- DENOTES FOR APPROVAL                      ● 表示已取得安全认证
- DENOTES FOR PENDING                      ○ 表示正在申请安全认证

**Recommended fuse-base for NH1XL fuses**

See Model of product: NH1XLB

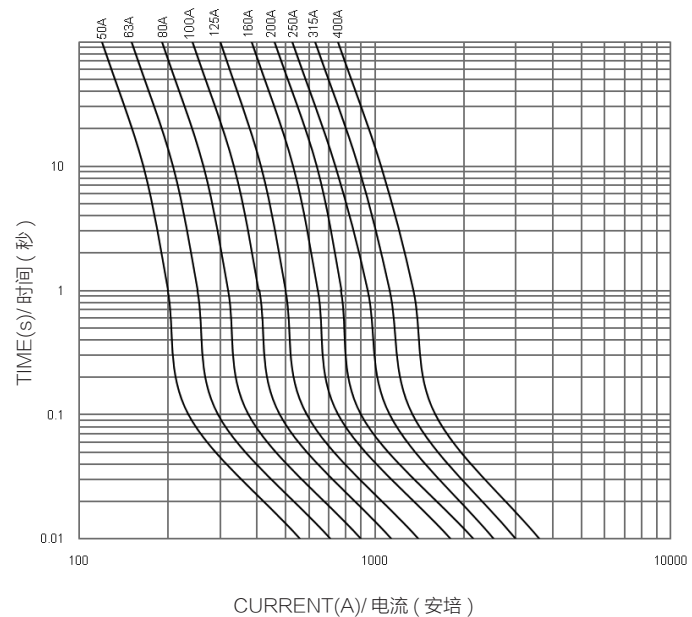
**适用于 NH1XL 熔断体的支持件**

详见产品型号: NH1XLB



**NH1XLaR 平均 I-T 曲线图 (仅供参考)**

AVERAGE I-T CHARACTERISTICS CURVE  
(FOR REFERENCE ONLY)



# NH1XLgPV 1000V DC 80A-250A

## Photovoltaic Fuse

### 光伏熔断器

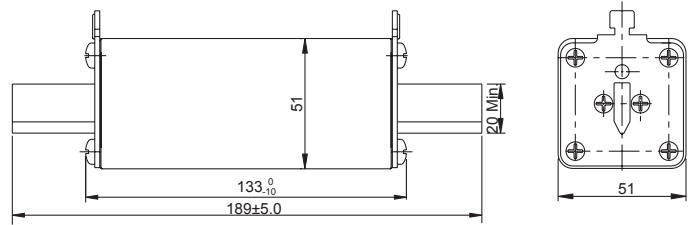


Standard/ 标准: IEC 60269-6, GB/T 13539.6

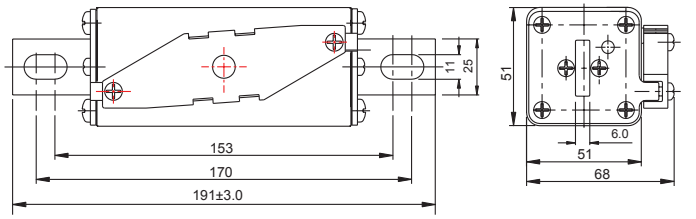
INTERRUPTING CAPACITY/ 分断能力:  
30,000 amperes at 1000V DC (80A-250A)

Dimensions/ 尺寸 (mm)

Part No.: NH1XLgPV (amp rating) U0A



Part No.: NH1XLgPV (amp rating) U0B



#### TECHNICAL PARAMETERS/ 技术参数:

CATALOG NO. 目录编号	CURRENT RATING 额定电流	SAFETY APPROVALS 安全认证	
		CGC	TUV
1XLgPV80U0 A/B	80A	○	○
1XLgPV100U0 A/B	100A	○	○
1XLgPV125U0 A/B	125A	○	○
1XLgPV160U0 A/B	160A	○	○
1XLgPV200U0 A/B	200A	○	○
1XLgPV250U0 A/B	250A	○	○

A / B- Optional 可选择

U0 DENOTES FOR 1000V DC

● DENOTES FOR APPROVAL

○ DENOTES FOR PENDING

U0 表示 1000V DC

● 表示已取得安全认证

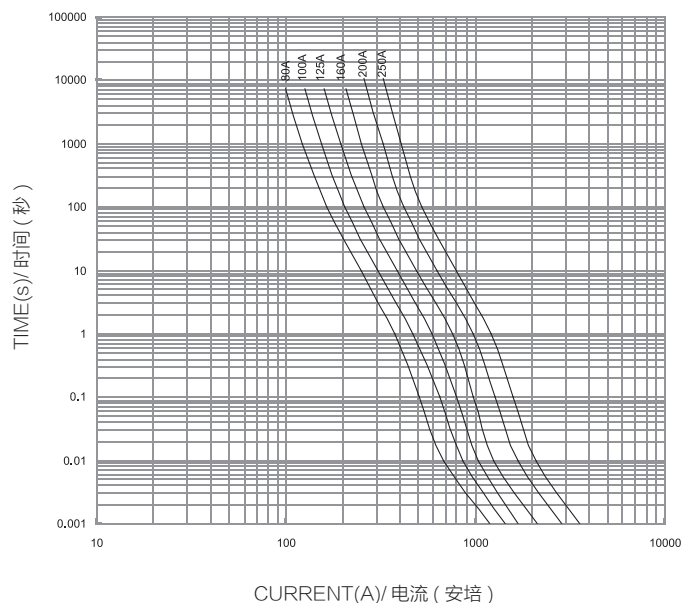
○ 表示正在申请安全认证

#### ELECTRICAL CHARACTERISTICS/ 电气特性:

Rating 额定	CONVENTIONAL TIME(H) 约定时间	CONVENTIONAL CURRENT 约定电流	
		CONVENTIONAL NO-FUSING CURRENT(A) 约定不熔断电流	CONVENTIONAL FUSING CURRENT(A) 约定熔断电流
63<I <sub>n</sub> ≤ 160	2	1.13I <sub>n</sub>	1.45I <sub>n</sub>
160<I <sub>n</sub> ≤ 400	3		

#### NH1XLgPV 平均 I-T 曲线图 (仅供参考)

AVERAGE I-T CHARACTERISTICS CURVE  
(FOR REFERENCE ONLY)



#### NH1XLB

Recommended fuse-base for NH1XL fuse

See Model of product: NH1XLB

适用于 NH1XL 熔断体的支持件

详见产品型号: NH1XLB





Your Power Safeguard™  
您的电路安全卫士



# NH2XLg PV 1100V DC 125A-400A Photovoltaic Fuse 光伏熔断器



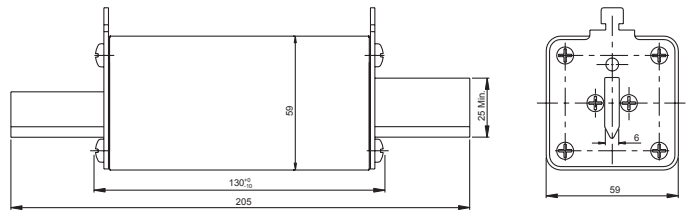
Standard/ 标准 : IEC 60269-6, GB/T 13539.6

INTERRUPTING CAPACITY / 分断能力 :

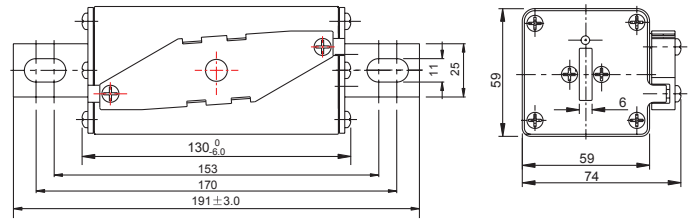
30,000 amperes at 1100V DC ( Time Constant: 1-3ms )

Dimensions/ 尺寸 (mm)

Part No.:NH2XLgPV (amp rating) U11A



Part No.:NH2XLgPV (amp rating) U11B



## TECHNICAL PARAMETERS/ 技术参数 :

CATALOG NO. 目录编号	CURRENT RATING 额定电流	SAFETY APPROVALS 安全认证	
		CGC	TUV
2XLgPV125U11A/B	125A	●	●
2XLgPV160U11A/B	160A	●	●
2XLgPV200U11A/B	200A	●	●
2XLgPV250U11A/B	250A	●	●
2XLgPV315U11A/B	315A	●	●
2XLgPV350U11A/B	350A	●	●
2XLgPV400U11A/B	400A	●	●

A / B- Optional 可选择

U11 DENOTES FOR 1100V DC

U11 表示 1100V DC

● DENOTES FOR APPROVAL

● 表示已取得安全认证

## ELECTRICAL CHARACTERISTICS/ 电气特性 :

Rating 额定	CONVENTIONAL TIME(H) 约定时间	CONVENTIONAL CURRENT 约定电流	
		CONVENTIONAL NON-FUSING CURRENT(A) 约定不熔断电流	CONVENTIONAL FUSING CURRENT(A) 约定熔断电流
63<In ≤ 160	2	1.13In	1.45In
160<In ≤ 400	3		

## NH2XLB

Recommended fuse-base for NH2XL fuse

See Model of product: NH2XLB NH3LB

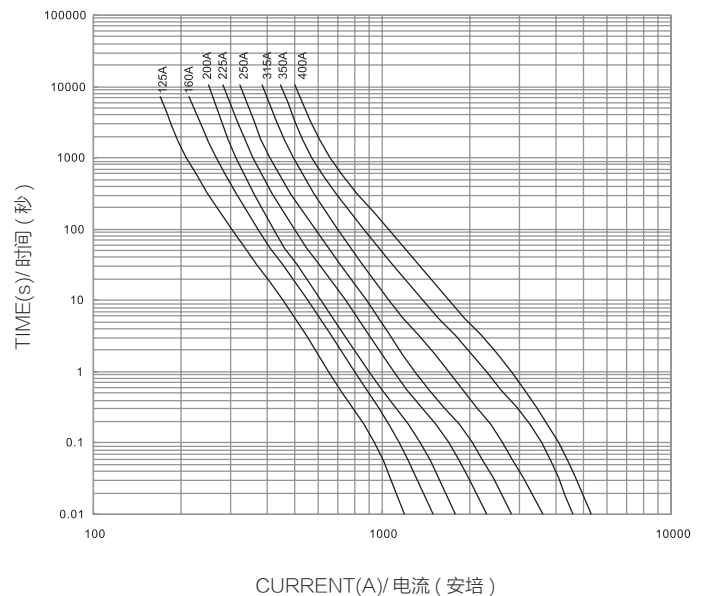
适用于 NH2XL 熔断体的支持件

详见产品型号: NH2XLB NH3LB



## NH2XLg PV 1100V 平均 I-T 曲线图 (仅供参考)

AVERAGE I-T CHARACTERISTICS CURVE  
(FOR REFERENCE ONLY)



# NH3LgPV 1000V DC 315A-700A

## Photovoltaic Fuse

### 光伏熔断器

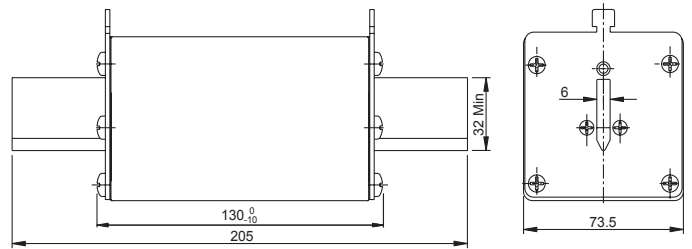


Standard/ 标准 : IEC 60269-6, GB/T 13539.6

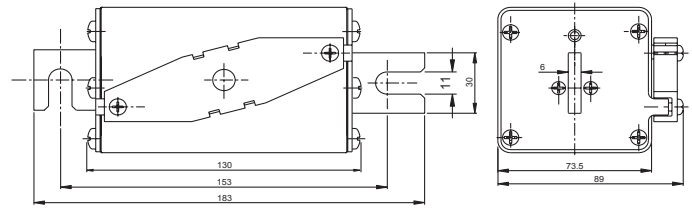
INTERRUPTING CAPACITY/ 分断能力:  
30,000 amperes at 1000V DC (Time Constant:1-3ms)

Dimensions/ 尺寸 (mm)

Part No.:NH3LgPV (amp rating) U0A



Part No.:NH3LgPV (amp rating) U0B



#### TECHNICAL PARAMETERS/ 技术参数 :

CATALOG NO. 目录编号	CURRENT RATING 额定电流	SAFETY APPROVALS 安全认证	
		CGC	TUV
3LgPV315U0A/B	315A	○	○
3LgPV400U0A/B	400A	○	○
3LgPV450U0A/B	450A	○	○
3LgPV500U0A/B	500A	○	○
3LgPV550U0A/B	550A	○	○
3LgPV630U0A/B	630A	○	○
3LgPV700U0A/B	700A	○	○

A / B - Optional 可选择

U0 DENOTES FOR 1000V DC

U0 表示 1000V DC

● DENOTES FOR APPROVAL

● 表示已取得安全认证

○ DENOTES FOR PENDING

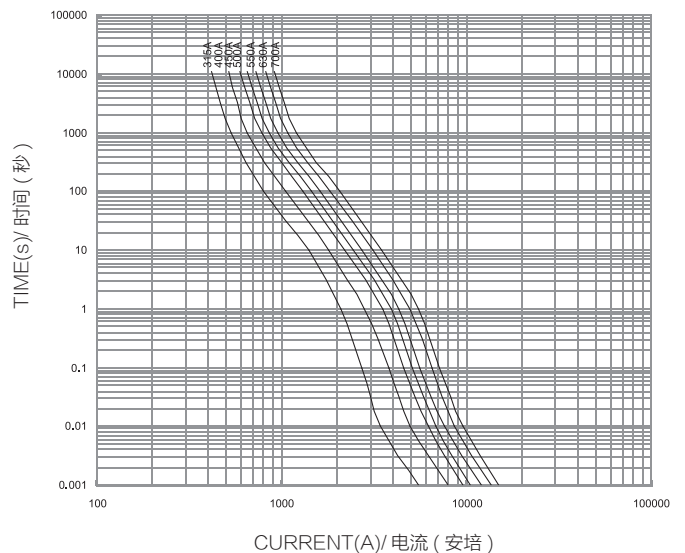
○ 表示正在申请安全认证

#### ELECTRICAL CHARACTERISTICS/ 电气特性 :

Rating 额定	CONVENTIONAL TIME(H) 约定时间	CONVENTIONAL CURRENT 约定电流	
		CONVENTIONAL NON-FUSING CURRENT(A) 约定不熔断电流	CONVENTIONAL FUSING CURRENT(A) 约定熔断电流
160<In ≤ 400	3		
In > 400A	4	1.13In	1.45In

#### NH3LgPV 平均 I-T 曲线图 (仅供参考)

AVERAGE I-T CHARACTERISTICS CURVE (FOR REFERENCE ONLY)




#### NH3LB

Recommended fuse-base for NH3XL fuse

See Model of product: NH3LB


适用于 NH3XL 熔断体的支持件

详见产品型号: NH3LB





Your Power Safeguard™  
您的电路安全卫士



# NH1gPV 1000V DC 32A-160A Photovoltaic Fuse 光伏熔断器

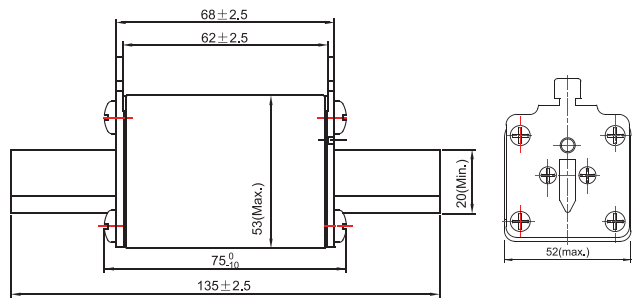
Standard/ 标准 : IEC 60269-6, GB/T 13539.6

INTERRUPTING CAPACITY 分断能力:

(时间常数: 1-3 ms)

50,000 amperes at 1000V DC (Time Constant: 1-3 ms)

Dimensions/ 尺寸 (mm)



## TECHNICAL PARAMETERS/ 技术参数:

CATALOG NO. 目录编号	CURRENT RATING 额定电流	SAFETY APPROVALS 安全认证	
		CGC	TUV
NH1gPV32U0	32A	○	○
NH1gPV40U0	40A	○	○
NH1gPV50U0	50A	○	○
NH1gPV63U0	63A	○	○
NH1gPV80U0	80A	○	○
NH1gPV100U0	100A	○	○
NH1gPV125U0	125A	○	○
NH1gPV160U0	160A	○	○

U0 DENOTES FOR 1000V DC  
● DENOTES FOR APPROVAL  
○ DENOTES FOR PENDING

U0 表示 1000V DC  
● 表示已取得安全认证  
○ 表示正在申请安全认证

## ELECTRICAL CHARACTERISTICS/ 电气特性:

RATING 额定	BLOWING TIME 熔断时间	
	1.13In	1.45In
In ≤ 60	1 hour Min. 最快 1 小时	1 hour Max. 最慢 1 小时
63 < In ≤ 160	2 hours Min. 最快 2 小时	2 hours Max. 最慢 2 小时

## NH1B

Recommended fuse-base for NH1 fuse

See Model of product: NH1B

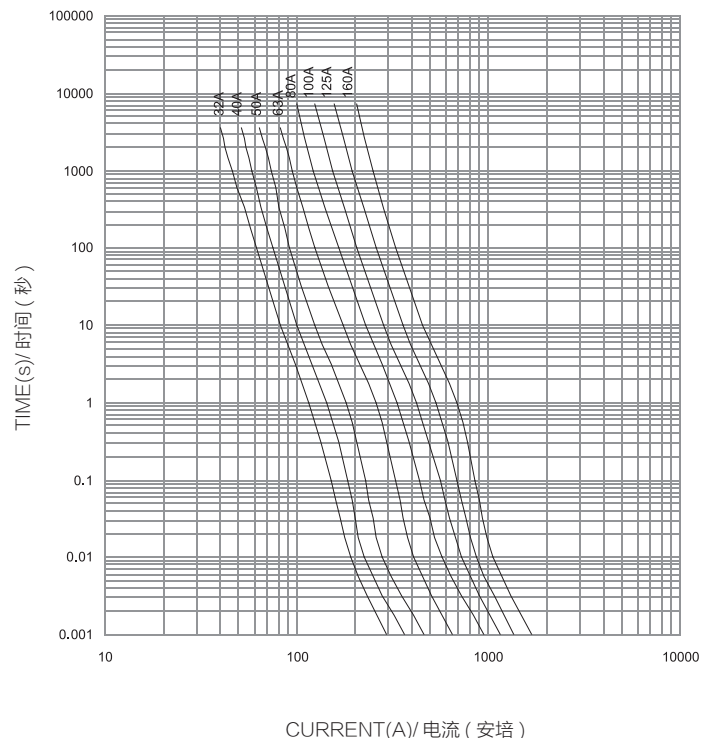
适用于 NH1 熔断体的支持件

详见产品型号: NH1B



## NH1gPV 平均 I-T 曲线图 (仅供参考)

AVERAGE I-T CHARACTERISTICS CURVE  
(FOR REFERENCE ONLY)



# NH2gPV 1000V DC 80A-250A

## Photovoltaic Fuse

### 光伏熔断器

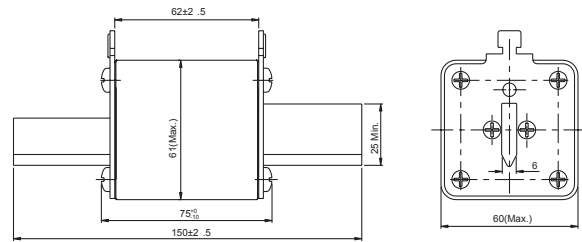


Standard/ 标准: IEC 60269-6, GB/T 13539.6

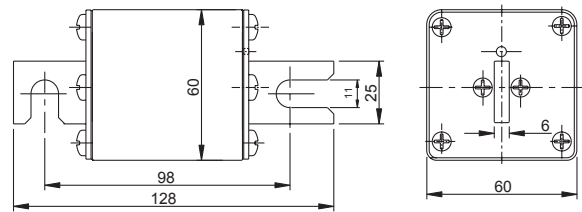
INTERRUPTING CAPACITY/ 分断能力:  
(时间常数: 1-3 ms)  
50,000 amperes at 1000V DC (Time Constant:1-3ms)

Dimensions/ 尺寸 (mm)

Part No.:NH2gPV (amp rating) U0A



Part No.:NH2gPV (amp rating) U0B



#### TECHNICAL PARAMETERS/ 技术参数:

CATALOG NO. 目录编号	CURRENT RATING 额定电流	SAFETY APPROVALS 安全认证	
		CGC	TUV
NH2gPV80U0A/B	80A	○	○
NH2gPV100U0A/B	100A	○	○
NH2gPV125U0A/B	125A	○	○
NH2gPV160U0A/B	160A	○	○
NH2gPV200U0A/B	200A	○	○
NH2gPV225U0A/B	225A	○	○
NH2gPV250U0A/B	250A	○	○

A / B- Optional 可选择

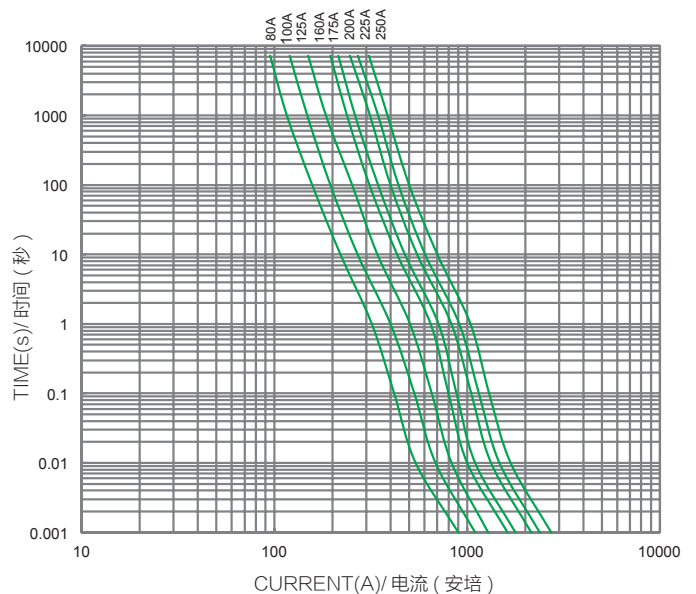
- |                         |                |
|-------------------------|----------------|
| U0 DENOTES FOR 1000V DC | U0 表示 1000V DC |
| ● DENOTES FOR APPROVAL  | ● 表示已取得安全认证    |
| ○ DENOTES FOR PENDING   | ○ 表示正在申请安全认证   |

#### ELECTRICAL CHARACTERISTICS/ 电气特性:

Rating 额定	CONVENTIONAL TIME(H) 约定时间	CONVENTIONAL CURRENT 约定电流	
		CONVENTIONAL NON-FUSING CURRENT(A) 约定不熔断电流	CONVENTIONAL FUSING CURRENT(A) 约定熔断电流
$63 < I_n \leq 160$	2	1.13I <sub>n</sub>	1.45I <sub>n</sub>
$160 < I_n \leq 400$	3		

#### NH2gPV 平均 I-T 曲线图 (仅供参考)

AVERAGE I-T CHARACTERISTICS CURVE  
(FOR REFERENCE ONLY)



#### NH2B

Recommended fuse-base for NH2 fuse

See Model of product: NH2B

适用于 NH2 熔断体的支持件

详见产品型号: NH2B





Your Power Safeguard™  
您的电路安全卫士



# NH00aR 1000V AC 20A-225A

## Class of Operation: aR

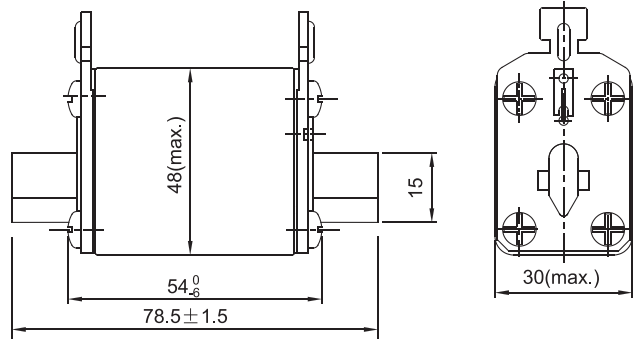
### 保护特性: aR

Standard/ 标准: IEC 60269-4, GB/T 13539.4

**INTERRUPTING CAPACITY / 分断能力:**  
100,000 amperes at 1000V AC(20A-225A)

**Dimensions/ 尺寸:**

Unit 单位: mm



#### TECHNICAL PARAMETERS/ 技术参数:

CATALOG NO. 目录编号	CURRENT RATING 额定电流	SAFETY APPROVALS 安全认证		
		CCC	TUV	cURus
NH00aR20U0	20A	○	○	○
NH00aR25U0	25A	○	○	○
NH00aR32U0	32A	○	○	○
NH00aR35U0	35A	○	○	○
NH00aR40U0	40A	○	○	○
NH00aR50U0	50A	○	○	○
NH00aR63U0	63A	○	○	○
NH00aR80U0	80A	○	○	○
NH00aR100U0	100A	○	○	○
NH00aR125U0	125A	○	○	○
NH00aR160U0	160A	○	○	○
NH00aR200U0	200A	○	○	○
NH00aR225U0	225A	○	○	○

U0 DENOTES FOR 1000V AC  
● DENOTES FOR APPROVAL  
○ DENOTES FOR PENDING

U0 表示 1000V AC  
● 表示已取得安全认证  
○ 表示正在申请安全认证

#### Recommended fuse-base for NH000/NH00 fuses

See Model of product: NH00B

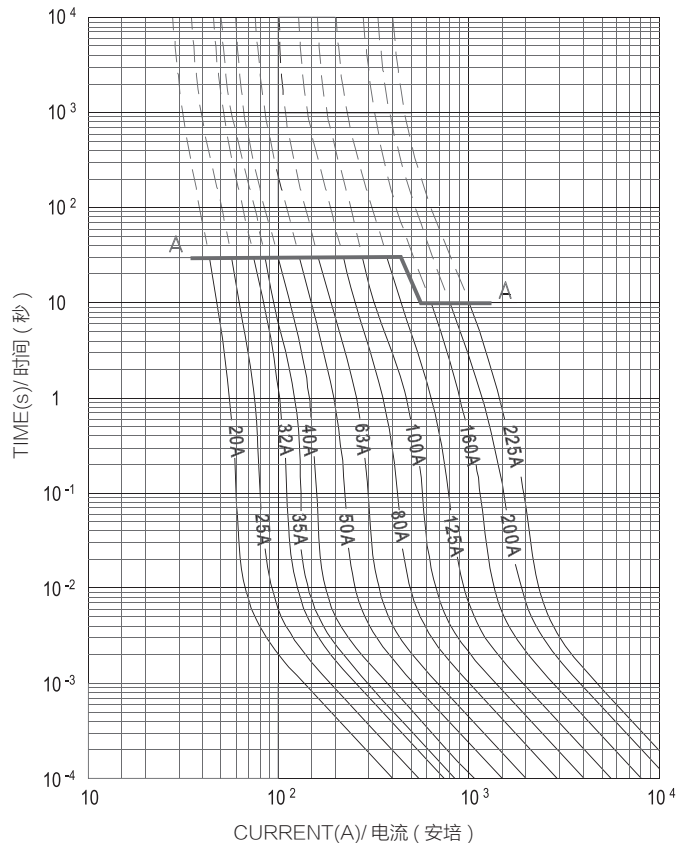
#### 适用于 NH000/NH00 熔断体的支持件

详见产品型号: NH00B



#### NH00aR AC 1000V 平均 I-T 曲线图 (仅供参考)

#### AVERAGE I-T CHARACTERISTICS CURVE (FOR REFERENCE ONLY)





# NH000gG 500V 2A-100A

## Class of Operation:gG

### 保护特性: gG

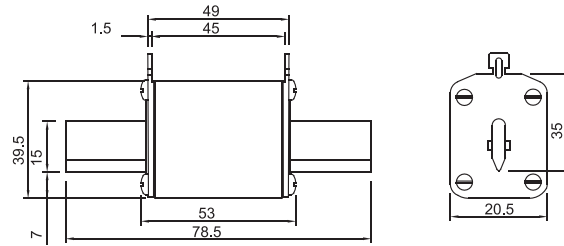


Standard/ 标准: IEC 60269, GB 13539

INTERRUPTING CAPACITY/ 分断能力:  
120,000 amperes at 500V AC(2A-100A)

Dimensions/ 尺寸:

Unit 单位: mm



#### TECHNICAL PARAMETERS/ 技术参数:

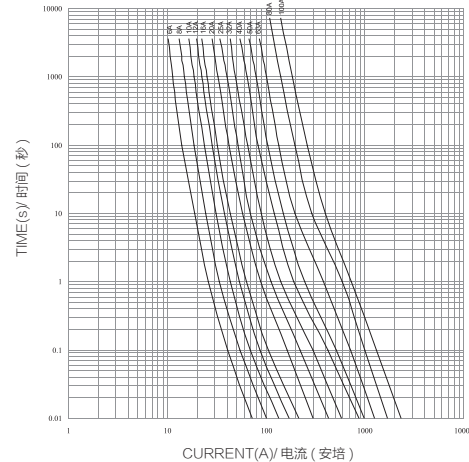
CATALOG NO. 目录编号	CURRENT RATING 额定电流	SAFETY APPROVALS 安全认证	
		CCC	
NH000gG2U5	2A	○	
NH000gG4U5	4A	○	
NH000gG6U5	6A	●	
NH000gG8U5	8A	●	
NH000gG10U5	10A	●	
NH000gG12U5	12A	●	
NH000gG16U5	16A	●	
NH000gG20U5	20A	●	
NH000gG25U5	25A	●	
NH000gG32U5	32A	●	
NH000gG40U5	40A	●	
NH000gG50U5	50A	●	
NH000gG63U5	63A	●	
NH000gG80U5	80A	●	
NH000gG100U5	100A	●	

U5 DENOTES FOR 500V AC  
● DENOTES FOR APPROVAL  
○ DENOTES FOR PENDING

U5 表示 500V AC  
● 表示已取得安全认证  
○ 表示正在申请安全认证

#### NH000gG 500V 平均 I-T 曲线图 (仅供参考)

#### AVERAGE I-T CHARACTERISTICS CURVE (FOR REFERENCE ONLY)

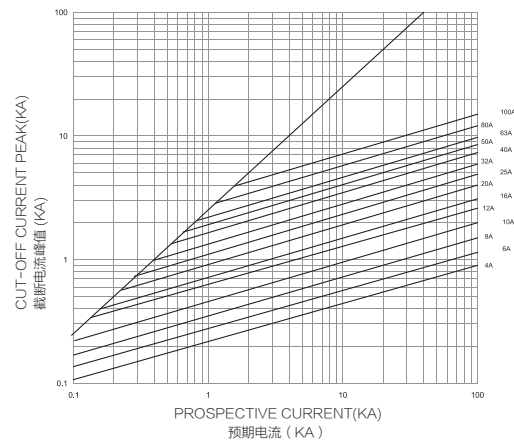


#### ELECTRICAL CHARACTERISTICS/ 电气特性:

Rated Current In(A) 额定电流 In(A)	CONVENTIONAL TIME(H) 约定时间	CONVENTIONAL CURRENT 约定电流	
		CONVENTIONAL NON-FUSING CURRENT(A) 约定不熔断电流	CONVENTIONAL FUSING CURRENT(A) 约定熔断电流
2A ≤ In ≤ 4A	1h	1.5In	2.1In
6A ≤ In ≤ 12A	1h	1.5In	1.9In
16A ≤ In ≤ 63A	1h	1.25In	1.6In
80A ≤ In ≤ 100A	2h	1.25In	1.6In

#### NH000gG 500V~ 截断电流曲线图 (仅供参考)

#### CUT-OFF CHARACTERISTICS CURVE(FOR REFERENCE ONLY)



#### Recommended fuse-base for NH000/NH00 fuses

See Model of product: NH00B


适用于 NH000/NH000 熔断体的支持件

详见产品型号: NH00B





Your Power Safeguard™  
您的电路安全卫士



# NH00gG 500V/690V 10A-160A

## Class of Operation:gG

### 保护特性: gG



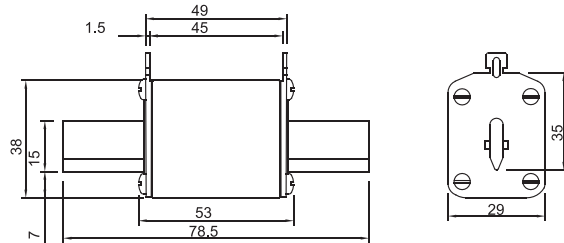
Standard/ 标准: IEC 60269, GB 13539

INTERRUPTING CAPACITY/ 分断能力:

120,000 amperes at 500V AC(10A-160A)  
80,000 amperes at 690V AC(10A-100A)

Dimensions/ 尺寸:

Unit 单位: mm



### TECHNICAL PARAMETERS/ 技术参数:

CATALOG NO. 目录编号	CURRENT RATING 额定电流	SAFETY APPROVALS 安全认证	
		CCC	
NH00gG10U5/U6	10A	●	●
NH00gG12U5/U6	12A	●	●
NH00gG16U5/U6	16A	●	●
NH00gG20U5/U6	20A	●	●
NH00gG25U5/U6	25A	●	●
NH00gG32U5/U6	32A	●	●
NH00gG40U5/U6	40A	●	●
NH00gG50U5/U6	50A	●	●
NH00gG63U5/U6	63A	●	●
NH00gG80U5/U6	80A	●	●
NH00gG100U5/U6	100A	●	●
NH00gG125U5	125A	●	●
NH00gG160U5	160A	●	●

U5 DENOTES FOR 500V AC  
U6 DENOTES FOR 690V AC  
● DENOTES FOR APPROVAL  
○ DENOTES FOR PENDING

U5 表示 500V AC  
U6 表示 690V AC  
● 表示已取得安全认证  
○ 表示正在申请安全认证

### ELECTRICAL CHARACTERISTICS/ 电气特性:

Rated Current In(A) 额定电流 In(A)	CONVENTIONAL TIME(H) 约定时间	CONVENTIONAL CURRENT 约定电流	
		CONVENTIONAL NON-FUSING CURRENT(A) 约定不熔断电流	CONVENTIONAL FUSING CURRENT(A) 约定熔断电流
10A ≤ In ≤ 12A	1h	1.5In	1.9In
16A ≤ In ≤ 63A	1h	1.25In	1.6In
80A < In ≤ 160A	2h	1.25In	1.6In

### Recommended fuse-base for NH000/NH00 fuses

See Model of product: NH00B

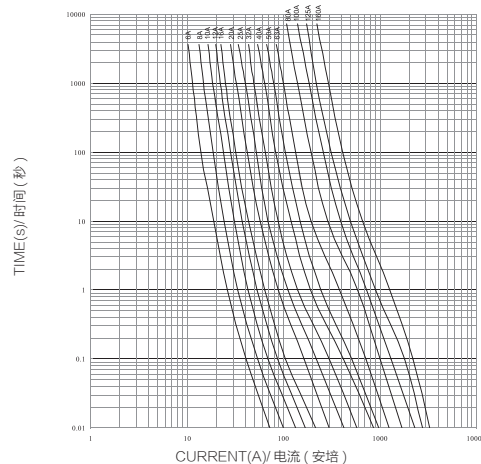
适用于 NH000/NH00 熔断体的支持件

详见产品型号: NH00B



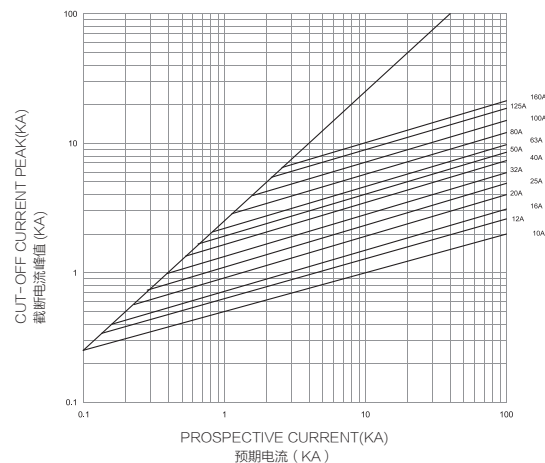
### NH00gG 500V/690V 平均 I-T 曲线图 (仅供参考)


#### AVERAGE I-T CHARACTERISTICS CURVE (FOR REFERENCE ONLY)



### NH00gG 500V/690V~ 截断电流曲线图 (仅供参考)

CUT-OFF CHARACTERISTICS CURVE (FOR REFERENCE ONLY)





# NH1gG 500V 6A-250A

## Class of Operation:gG

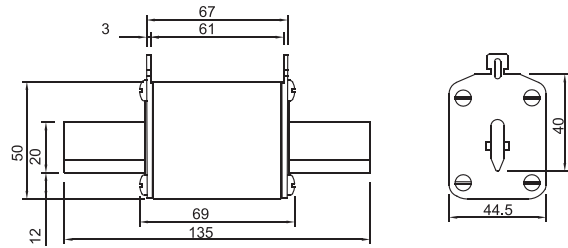
### 保护特性: gG

Standard/ 标准: IEC 60269, GB 13539

INTERRUPTING CAPACITY/ 分断能力:  
120,000 amperes at 500V AC(6A-250A)

#### Dimensions/ 尺寸:

Unit 单位: mm



#### TECHNICAL PARAMETERS/ 技术参数:

CATALOG NO. 目录编号	CURRENT RATING 额定电流	SAFETY APPROVALS 安全认证	
		CCC	
NH1gG6U5	6A	○	
NH1gG8U5	8A	○	
NH1gG10U5	10A	○	
NH1gG12U5	12A	○	
NH1gG16U5	16A	○	
NH1gG20U5	20A	○	
NH1gG25U5	25A	○	
NH1gG32U5	32A	○	
NH1gG40U5	40A	○	
NH1gG50U5	50A	○	
NH1gG63U5	63A	○	
NH1gG80U5	80A	○	
NH1gG100U5	100A	○	
NH1gG125U5	125A	○	
NH1gG160U5	160A	○	
NH1gG200U5	200A	○	
NH1gG250U5	250A	○	

U5 DENOTES FOR 500V AC  
● DENOTES FOR APPROVAL  
○ DENOTES FOR PENDING

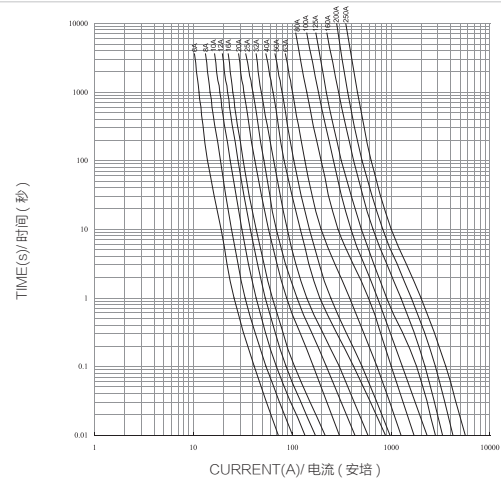
U5 表示 500V AC  
● 表示已取得安全认证  
○ 表示正在申请安全认证

#### ELECTRICAL CHARACTERISTICS/ 电气特性:

Rated Current I <sub>n</sub> (A) 额定电流 I <sub>n</sub> (A)	CONVENTIONAL TIME(H) 约定时间	CONVENTIONAL CURRENT 约定电流	
		CONVENTIONAL NON-FUSING CURRENT(A) 约定不熔断电流	CONVENTIONAL FUSING CURRENT(A) 约定熔断电流
6A ≤ I <sub>n</sub> ≤ 12A	1h	1.5I <sub>n</sub>	1.9I <sub>n</sub>
16A ≤ I <sub>n</sub> ≤ 63A	1h	1.25I <sub>n</sub>	1.6I <sub>n</sub>
80A ≤ I <sub>n</sub> ≤ 160A	1h	1.25I <sub>n</sub>	1.6I <sub>n</sub>
200A ≤ I <sub>n</sub> ≤ 250A	1h	1.25I <sub>n</sub>	1.6I <sub>n</sub>

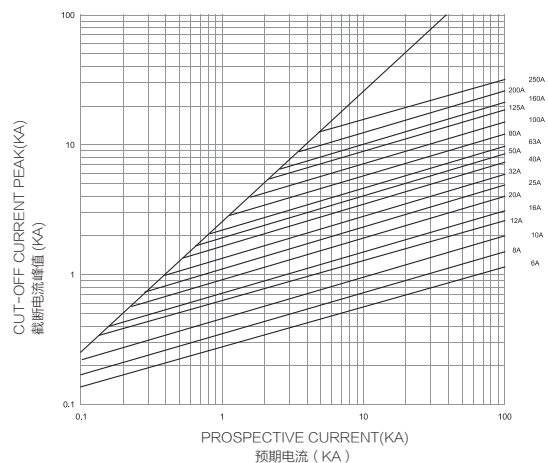
#### NH1gG 500V 平均 I-T 曲线图 (仅供参考)

AVERAGE I-T CHARACTERISTICS CURVE  
(FOR REFERENCE ONLY)



#### NH1gG 500V~ 截断电流曲线图 (仅供参考)

CUT-OFF CHARACTERISTICS CURVE (FOR REFERENCE ONLY)




#### Recommended fuse-base for NH1 fuses

See Model of product: NH1B

适用于 NH1 熔断体的支持件

详见产品型号: NH1B





## NH2gG 500V 20A-400A

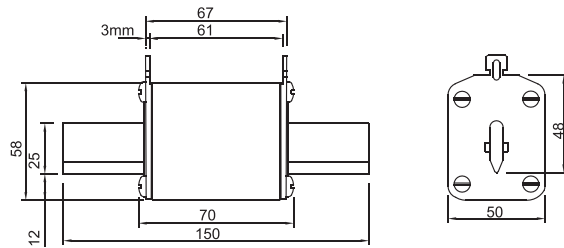
Class of Operation: gG  
保护特性: gG

Standard/ 标准: IEC 60269, GB 13539

INTERRUPTING CAPACITY/ 分断能力:  
120,000 amperes at 500V AC(20A-400A)

Dimensions/ 尺寸:

Unit 单位: mm



### TECHNICAL PARAMETERS/ 技术参数:

CATALOG NO. 目录编号	CURRENT RATING 额定电流	SAFETY APPROVALS 安全认证	
		CCC	
NH2gG20U5	20A	○	○
NH2gG25U5	25A	○	○
NH2gG32U5	32A	○	○
NH2gG40U5	40A	○	○
NH2gG50U5	50A	○	○
NH2gG63U5	63A	○	○
NH2gG80U5	80A	○	○
NH2gG100U5	100A	○	○
NH2gG125U5	125A	○	○
NH2gG160U5	160A	○	○
NH2gG200U5	200A	○	○
NH2gG250U5	250A	○	○
NH2gG315U5	315A	○	○
NH2gG400U5	400A	○	○

U5 DENOTES FOR 500V AC  
● DENOTES FOR APPROVAL  
○ DENOTES FOR PENDING

U5 表示 500V AC  
● 表示已取得安全认证  
○ 表示正在申请安全认证

### ELECTRICAL CHARACTERISTICS/ 电气特性:

Rated Current I <sub>n</sub> (A) 额定电流 I <sub>n</sub> (A)	CONVENTIONAL TIME(H) 约定时间	CONVENTIONAL CURRENT 约定电流	
		CONVENTIONAL NON-FUSING CURRENT(A) 约定不熔断电流	CONVENTIONAL FUSING CURRENT(A) 约定熔断电流
20A ≤ I <sub>n</sub> ≤ 63A	1h	1.25I <sub>n</sub>	1.9I <sub>n</sub>
80A ≤ I <sub>n</sub> ≤ 160A	2h	1.25I <sub>n</sub>	1.6I <sub>n</sub>
200A ≤ I <sub>n</sub> ≤ 400A	3h	1.25I <sub>n</sub>	1.6I <sub>n</sub>

### Recommended fuse-base for NH2 fuses

See Model of product: NH2B

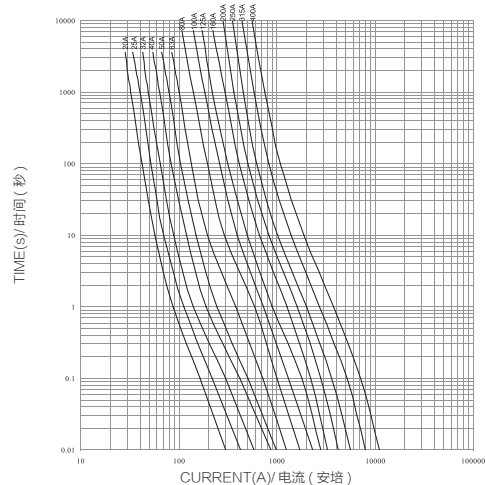
适用于 NH2 熔断体的支持件

详见产品型号: NH2B



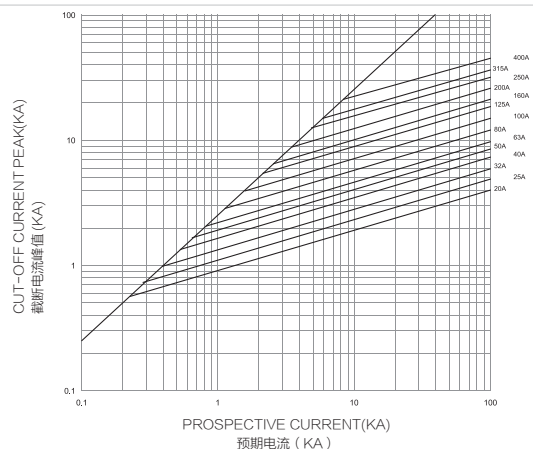
### NH2gG 500V 平均 I-T 曲线图 (仅供参考)

AVERAGE I-T CHARACTERISTICS CURVE  
(FOR REFERENCE ONLY)



### NH2gG 500V~ 截断电流曲线图 (仅供参考)

CUT-OFF CHARACTERISTICS CURVE (FOR REFERENCE ONLY)





# NH3gG 500V 63A-630A

## Class of Operation:gG

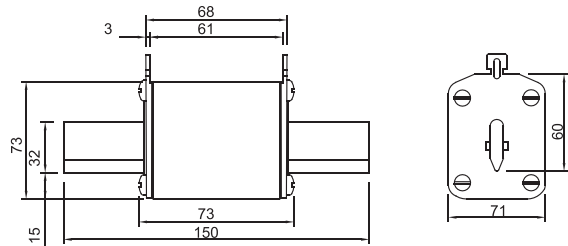
### 保护特性: gG

Standard/ 标准: IEC 60269, GB 13539

INTERRUPTING CAPACITY/ 分断能力:  
120,000 amperes at 500V AC (63A-630A)

#### Dimensions/ 尺寸:

Unit 单位: mm



#### TECHNICAL PARAMETERS/ 技术参数:

CATALOG NO. 目录编号	CURRENT RATING 额定电流	SAFETY APPROVALS 安全认证	
		CCC	
NH3gG63U5	6A	○	○
NH3gG80U5	8A	○	○
NH3gG100U5	10A	○	○
NH3gG125U5	12A	○	○
NH3gG160U5	16A	○	○
NH3gG200U5	20A	○	○
NH3gG250U5	25A	○	○
NH3gG315U5	32A	○	○
NH3gG400U5	40A	○	○
NH3gG500U5	50A	○	○
NH3gG630U5	63A	○	○

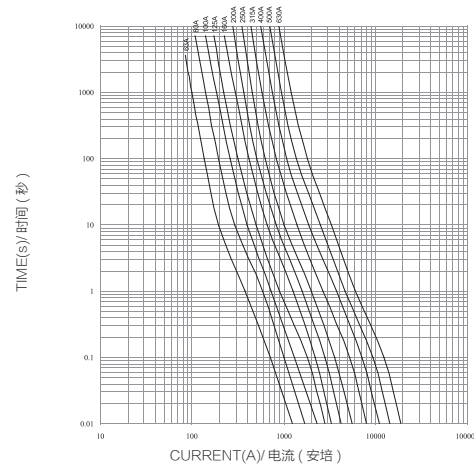
U5 DENOTES FOR 500V AC      U5 表示 500V AC  
 ● DENOTES FOR APPROVAL      ● 表示已取得安全认证  
 ○ DENOTES FOR PENDING      ○ 表示正在申请安全认证

#### ELECTRICAL CHARACTERISTICS/ 电气特性:

Rated Current In(A) 额定电流 In(A)	CONVENTIONAL TIME(H) 约定时间	CONVENTIONAL CURRENT 约定电流	
		CONVENTIONAL NON-FUSING CURRENT(A) 约定不熔断电流	CONVENTIONAL FUSING CURRENT(A) 约定熔断电流
63A ≤ In ≤ 160A	2h	1.25In	1.6In
200A ≤ In ≤ 400A	3h	1.25In	1.6In
In > 400A	4h	1.25In	1.6In

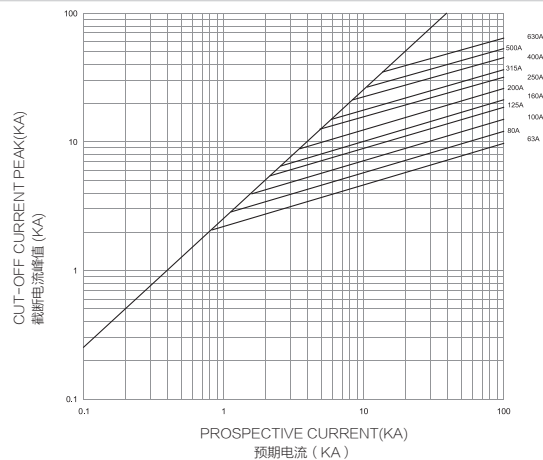
#### NH3gG 500V 平均 I-T 曲线图 (仅供参考)

AVERAGE I-T CHARACTERISTICS CURVE  
(FOR REFERENCE ONLY)



#### NH3gG 500V~ 截断电流曲线图 (仅供参考)

CUT-OFF CHARACTERISTICS CURVE (FOR REFERENCE ONLY)



#### Recommended fuse-base for NH3 fuses

See Model of product: NH3B

适用于 NH3 熔断体的支持件

详见产品型号: NH3B





TECHNICAL PARAMETERS/ 技术参数:

CATALOG NO. 目录编号	CURRENT RATING 额定电流	SAFETY APPROVALS 安全认证	
		CCC	
NH000gG2U4	2A	○	○
NH000gG4U4	4A	○	○
NH000gG6U4	6A	○	○
NH000gG8U4	8A	○	○
NH000gG10U4	10A	○	○
NH000gG12U4	12A	○	○
NH000gG16U4	16A	○	○
NH000gG20U4	20A	○	○
NH000gG25U4	25A	○	○
NH000gG32U4	32A	○	○
NH000gG40U4	40A	○	○
NH000gG50U4	50A	○	○
NH000gG63U4	63A	○	○
NH000gG80U4	80A	○	○
NH000gG100U4	100A	○	○
NH00gG10U4	10A	○	○
NH00gG12U4	12A	○	○
NH00gG16U4	16A	○	○
NH00gG20U4	20A	○	○
NH00gG25U4	25A	○	○
NH00gG32U4	32A	○	○
NH00gG40U4	40A	○	○
NH00gG50U4	50A	○	○
NH00gG63U4	63A	○	○
NH00gG80U4	80A	○	○
NH00gG100U4	100A	○	○
NH00gG125U4	125A	○	○
NH00gG160U4	160A	○	○
NH1gG20U4	20A	○	○
NH1gG25U4	25A	○	○
NH1gG32U4	32A	○	○
NH1gG40U4	40A	○	○
NH1gG50U4	50A	○	○
NH1gG63U4	63A	○	○
NH1gG80U4	80A	○	○
NH1gG100U4	100A	○	○
NH1gG125U4	125A	○	○
NH1gG160U4	160A	○	○
NH1gG200U4	200A	○	○
NH1gG250U4	250A	○	○
NH2gG40U4	40A	○	○
NH2gG50U4	50A	○	○
NH2gG63U4	63A	○	○
NH2gG80U4	80A	○	○
NH2gG100U4	100A	○	○
NH2gG125U4	125A	○	○
NH2gG160U4	160A	○	○
NH2gG200U4	200A	○	○
NH2gG250U4	250A	○	○
NH2gG315U4	315A	○	○
NH2gG400U4	400A	○	○
NH3gG63U4	63A	○	○
NH3gG80U4	80A	○	○
NH3gG100U4	100A	○	○
NH3gG125U4	125A	○	○
NH3gG160U4	160A	○	○
NH3gG200U4	200A	○	○
NH3gG250U4	250A	○	○
NH3gG315U4	315A	○	○
NH3gG400U4	400A	○	○
NH3gG500U4	500A	○	○
NH3gG630U4	630A	○	○

U4 DENOTES FOR 400V AC  
● DENOTES FOR APPROVAL  
○ DENOTES FOR PENDING

U4 表示 400V AC  
● 表示已取得安全认证  
○ 表示正在申请安全认证

# NHG 400V 2A-630A

## Class of Operation: gG

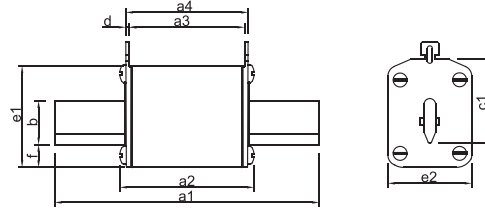
### 保护特性: gG

Standard/ 标准: IEC 60269, GB 13539

INTERRUPTING CAPACITY/ 分断能力:  
120,000 amperes at 400V AC(2A-630A)

Dimensions/ 尺寸:

Unit 单位: mm

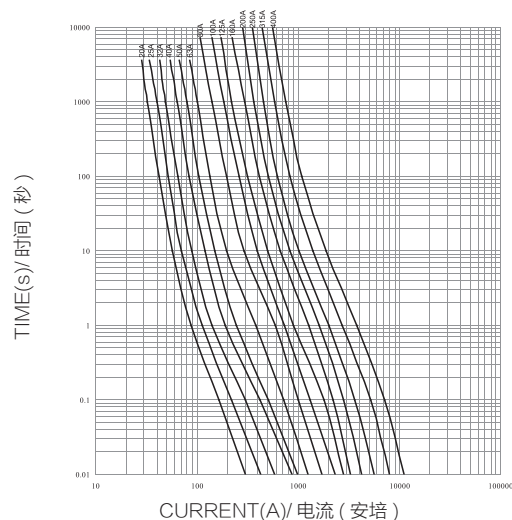


SIZE 尺寸	In (A)	Dimensions in millimetres 尺寸									
		a1	a2	a3	a4	b(min.)	c1	d	e1	e2	f
000	100	78.5	53	45	49	15	35	1.5	39.5	20.5	7
00	160	78.5	53	45	49	15	35	1.5	38	29	7
1	250	135	69	61	67	20	40	3	50	44.5	12
2	400	150	70	61	67	25	48	3	58	50	12
3	630	150	73	61	68	32	60	3	73	71	15

ELECTRICAL CHARACTERISTICS/ 电气特性:

Rated Current In(A) 额定电流 In(A)	CONVENTIONAL TIME(H) 约定时间	CONVENTIONAL CURRENT 约定电流	
		CONVENTIONAL NON-FUSING CURRENT(A) 约定不熔断电流	CONVENTIONAL FUSING CURRENT(A) 约定熔断电流
2A ≤ In ≤ 4A	1h	1.5In	2.1In
6A ≤ In ≤ 12A	1h	1.5In	1.9In
16A ≤ In ≤ 63A	1h	1.25In	1.6In
80A ≤ In ≤ 160A	2h	1.25In	1.6In
200A ≤ In ≤ 400A	3h	1.25In	1.6In
In > 400A	4h	1.25In	1.6In

NHG 400V 平均 I-T 曲线图 (仅供参考)  
AVERAGE I-T CHARACTERISTICS CURVE  
(FOR REFERENCE ONLY)





# NHgG 690V 2A-500A

## Class of Operation:gG

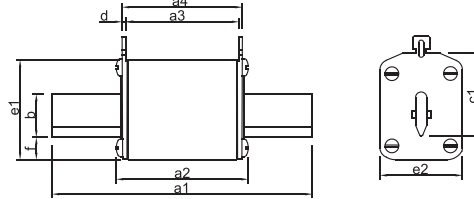
### 保护特性: gG

Standard/ 标准: IEC 60269, GB 13539

INTERRUPTING CAPACITY/ 分断能力:  
120,000 amperes at 690V AC(2A-500A)

#### Dimensions/ 尺寸:

Unit 单位: mm



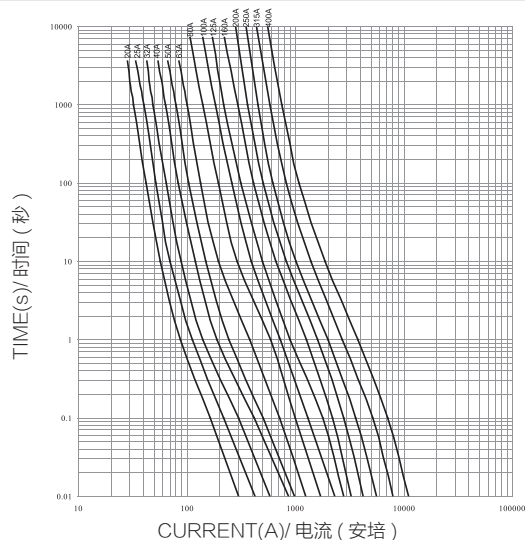
SIZE	In	Dimensions in millimetres 尺寸									
尺寸	(A)	a1	a2	a3	a4	b(min.)	c1	d	e1	e2	f
000	100	78.5	53	45	49	15	35	1.5	39.5	20.5	7
00	160	78.5	53	45	49	15	35	1.5	38	29	7
1	250	135	69	61	67	20	40	3	50	44.5	12
2	400	150	70	61	67	25	48	3	58	50	12
3	630	150	73	61	68	32	60	3	73	71	15

#### ELECTRICAL CHARACTERISTICS/ 电气特性:

Rated Current In(A) 额定电流 In(A)	CONVENTIONAL TIME(H) 约定时间	CONVENTIONAL CURRENT 约定电流	
		CONVENTIONAL NON-FUSING CURRENT(A) 约定不熔断电流	CONVENTIONAL FUSING CURRENT(A) 约定熔断电流
2A ≤ In ≤ 4A	1h	1.5In	2.1In
6A ≤ In ≤ 12A	1h	1.5In	1.9In
16A ≤ In ≤ 63A	1h	1.25In	1.6In
80A ≤ In ≤ 160A	2h	1.25In	1.6In
200A ≤ In ≤ 400A	3h	1.25In	1.6In
In > 400A	4h	1.25In	1.6In

#### NHgG 400V

AVERAGE I-T CHARACTERISTICS CURVE(FOR REFERENCE ONLY) 平均 I-T 曲线图 (仅供参考)



#### TECHNICAL PARAMETERS/ 技术参数:

CATALOG NO. 目录编号	CURRENT RATING 额定电流	SAFETY APPROVALS 安全认证	
		CCC	
NH000gG2U6	2A	○	
NH000gG4U6	4A	○	
NH000gG6U6	6A	○	
NH000gG8U6	8A	○	
NH000gG10U6	10A	○	
NH000gG12U6	12A	○	
NH000gG16U6	16A	○	
NH000gG20U6	20A	○	
NH000gG25U6	25A	○	
NH000gG32U6	32A	○	
NH000gG40U6	40A	○	
NH000gG50U6	50A	○	
NH000gG63U6	63A	○	
NH000gG6U6	6A	○	
NH000gG8U6	8A	○	
NH000gG10U6	10A	○	
NH000gG12U6	12A	○	
NH000gG16U6	16A	○	
NH000gG20U6	20A	○	
NH000gG25U6	25A	○	
NH000gG32U6	32A	○	
NH000gG40U6	40A	○	
NH000gG50U6	50A	○	
NH000gG63U6	63A	○	
NH000gG80U6	80A	○	
NH000gG100U6	100A	○	
NH1gG6U6	6A	○	
NH1gG8U6	8A	○	
NH1gG10U6	10A	○	
NH1gG12U6	12A	○	
NH1gG16U6	16A	○	
NH1gG20U6	20A	○	
NH1gG25U6	25A	○	
NH1gG32U6	32A	○	
NH1gG40U6	40A	○	
NH1gG50U6	50A	○	
NH1gG63U6	63A	○	
NH1gG80U6	80A	○	
NH1gG100U6	100A	○	
NH1gG125U6	125A	○	
NH1gG160U6	160A	○	
NH1gG200U6	200A	○	
NH2gG16U6	16A	○	
NH2gG20U6	20A	○	
NH2gG25U6	25A	○	
NH2gG32U6	32A	○	
NH2gG40U6	40A	○	
NH2gG50U6	50A	○	
NH2gG63U6	63A	○	
NH2gG80U6	80A	○	
NH2gG100U6	100A	○	
NH2gG125U6	125A	○	
NH2gG160U6	160A	○	
NH2gG200U6	200A	○	
NH2gG250U6	250A	○	
NH2gG315U6	315A	○	
NH3gG80U6	80A	○	
NH3gG100U6	100A	○	
NH3gG125U6	125A	○	
NH3gG160U6	160A	○	
NH3gG200U6	200A	○	
NH3gG250U6	250A	○	
NH3gG315U6	315A	○	
NH3gG400U6	400A	○	
NH3gG500U6	500A	○	

U6 DENOTES FOR 690V AC  
● DENOTES FOR APPROVAL  
○ DENOTES FOR PENDING

U6 表示 690V AC  
● 表示已取得安全认证  
○ 表示正在申请安全认证



# NHaM 500V 2A-630A

## Class of Operation: aM

### 保护特性: aM

Standard/ 标准: IEC 60269, GB 13539

INTERRUPTING CAPACITY/ 分断能力:  
120,000 amperes at 500V AC(2A-630A)

#### TECHNICAL PARAMETERS/ 技术参数:

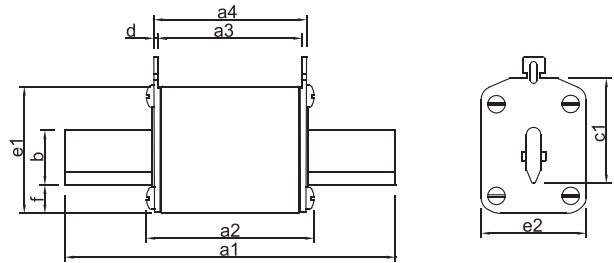
CATALOG NO. 目录编号	CURRENT RATING 额定电流	SAFETY APPROVALS 安全认证	
		CCC	
NH000aM2U5	2A	○	
NH000aM4U5	4A	○	
NH000aM6U5	6A	○	
NH000aM8U5	8A	○	
NH000aM10U5	10A	○	
NH000aM12U5	12A	○	
NH000aM16U5	16A	○	
NH000aM20U5	20A	○	
NH000aM25U5	25A	○	
NH000aM32U5	32A	○	
NH000aM40U5	40A	○	
NH000aM50U5	50A	○	
NH000aM63U5	63A	○	
NH000aM80U5	80A	○	
NH000aM100U5	100A	○	
NH00aM10U5	10A	○	
NH00aM12U5	12A	○	
NH00aM16U5	16A	○	
NH00aM20U5	20A	○	
NH00aM25U5	25A	○	
NH00aM32U5	32A	○	
NH00aM40U5	40A	○	
NH00aM50U5	50A	○	
NH00aM63U5	63A	○	
NH00aM80U5	80A	○	
NH00aM100U5	100A	○	
NH00aM125U5	125A	○	
NH00aM160U5	160A	○	
NH1aM6U5	6A	○	
NH1aM8U5	8A	○	
NH1aM10U5	10A	○	
NH1aM12U5	12A	○	
NH1aM16U5	16A	○	
NH1aM20U5	20A	○	
NH1aM25U5	25A	○	
NH1aM32U5	32A	○	
NH1aM40U5	40A	○	
NH1aM50U5	50A	○	
NH1aM63U5	63A	○	
NH1aM80U5	80A	○	
NH1aM100U5	100A	○	
NH1aM125U5	125A	○	
NH1aM160U5	160A	○	
NH1aM200U5	200A	○	
NH1aM250U5	250A	○	
NH2aM20U5	20A	○	
NH2aM25U5	25A	○	
NH2aM32U5	32A	○	
NH2aM40U5	40A	○	
NH2aM50U5	50A	○	
NH2aM63U5	63A	○	
NH2aM80U5	80A	○	
NH2aM100U5	100A	○	
NH2aM125U5	125A	○	
NH2aM160U5	160A	○	
NH2aM200U5	200A	○	
NH2aM250U5	250A	○	
NH2aM315U5	315A	○	
NH2aM400U5	400A	○	
NH3aM125U5	125A	○	
NH3aM160U5	160A	○	
NH3aM200U5	200A	○	
NH3aM250U5	250A	○	
NH3aM315U5	315A	○	
NH3aM400U5	400A	○	
NH3aM500U5	500A	○	
NH3aM630U5	630A	○	

U5 DENOTES FOR 500V AC  
● DENOTES FOR APPROVAL  
○ DENOTES FOR PENDING

U5 表示 500V AC  
● 表示已取得安全认证  
○ 表示正在申请安全认证

#### Dimensions/ 尺寸:

Unit 单位: mm

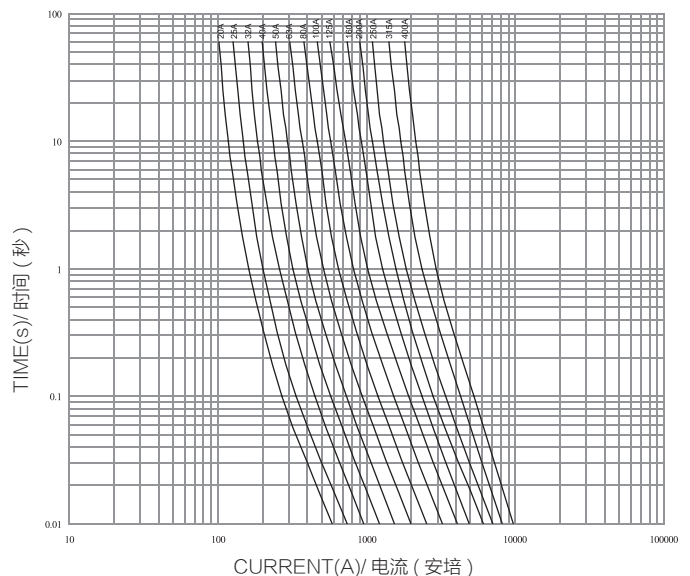


SIZE 尺寸	In (A)	Dimensions in millimetres 尺寸									
		a1	a2	a3	a4	b(min.)	c1	d	e1	e2	f
000	100	78.5	53	45	49	15	35	1.5	39.5	20.5	7
00	160	78.5	53	45	49	15	35	1.5	38	29	7
1	250	135	69	61	67	20	40	3	50	44.5	12
2	400	150	70	61	67	25	48	3	58	50	12
3	630	150	73	61	68	32	60	3	73	71	15

#### ELECTRICAL CHARACTERISTICS/ 电气特性:

	4In	6.3In	8In	10In	12.5In	19In
t <sub>熔断</sub> Operating	—	60s	—	—	0.5s	0.1s
t <sub>弧前</sub> Pre-arcing	60s	—	0.5s	0.2s	—	—

#### NHaM 500V 平均 I-T 曲线图 (仅供参考) AVERAGE I-T CHARACTERISTICS CURVE (FOR REFERENCE ONLY)





## NHaM 690V 2A-630A

### Class of Operation: aM

### 保护特性: aM

Standard/ 标准: IEC 60269, GB 13539

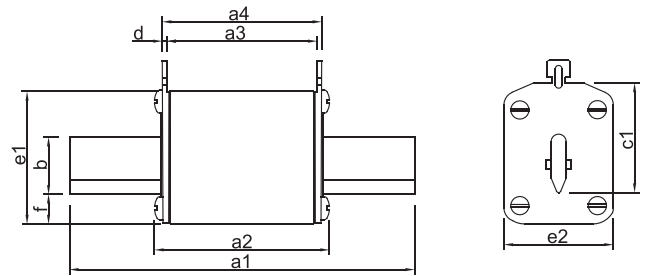
INTERRUPTING CAPACITY/ 分断能力:  
120,000 amperes at 690V AC (2A-630A)

#### TECHNICAL PARAMETERS/ 技术参数:

CATALOG NO. 目录编号	CURRENT RATING 额定电流	SAFETY APPROVALS 安全认证	
		CCC	
NH000aM2U6	2A	○	
NH000aM4U6	4A	○	
NH000aM6U6	6A	○	
NH000aM8U6	8A	○	
NH000aM10U6	10A	○	
NH000aM12U6	12A	○	
NH000aM16U6	16A	○	
NH000aM20U6	20A	○	
NH000aM25U6	25A	○	
NH000aM32U6	32A	○	
NH000aM40U6	40A	○	
NH000aM50U6	50A	○	
NH000aM63U6	63A	○	
NH000aM80U6	80A	○	
NH00aM6U6	6A	○	
NH00aM8U6	8A	○	
NH00aM10U6	10A	○	
NH00aM12U6	12A	○	
NH00aM16U6	16A	○	
NH00aM20U6	20A	○	
NH00aM25U6	25A	○	
NH00aM32U6	32A	○	
NH00aM40U6	40A	○	
NH00aM50U6	50A	○	
NH00aM63U6	63A	○	
NH00aM80U6	80A	○	
NH00aM100U6	100A	○	
NH1aM6U6	6A	○	
NH1aM8U6	8A	○	
NH1aM10U6	10A	○	
NH1aM12U6	12A	○	
NH1aM16U6	16A	○	
NH1aM20U6	20A	○	
NH1aM25U6	25A	○	
NH1aM32U6	32A	○	
NH1aM40U6	40A	○	
NH1aM50U6	50A	○	
NH1aM63U6	63A	○	
NH1aM80U6	80A	○	
NH1aM100U6	100A	○	
NH1aM125U6	125A	○	
NH1aM160U6	160A	○	
NH1aM200U6	200A	○	
NH1aM250U6	250A	○	
NH2aM16U6	16A	○	
NH2aM20U6	20A	○	
NH2aM25U6	25A	○	
NH2aM32U6	32A	○	
NH2aM40U6	40A	○	
NH2aM50U6	50A	○	
NH2aM63U6	63A	○	
NH2aM80U6	80A	○	
NH2aM100U6	100A	○	
NH2aM125U6	125A	○	
NH2aM160U6	160A	○	
NH2aM200U6	200A	○	
NH2aM250U6	250A	○	
NH2aM315U6	315A	○	
NH2aM400U6	400A	○	
NH3aM80U6	80A	○	
NH3aM100U6	100A	○	
NH3aM125U6	125A	○	
NH3aM160U6	160A	○	
NH3aM200U6	200A	○	
NH3aM250U6	250A	○	
NH3aM315U6	315A	○	
NH3aM400U6	400A	○	
NH3aM500U6	500A	○	
NH3aM600U6	600A	○	

#### Dimensions/ 尺寸:

Unit 单位: mm



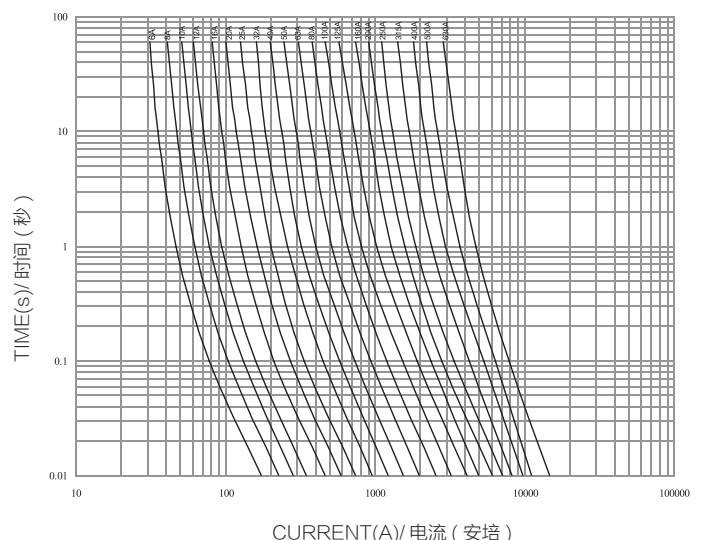
SIZE 尺寸	In (A)	Dimensions in millimetres 尺寸									
		a1	a2	a3	a4	b(min.)	c1	d	e1	e2	f
000	100	78.5	53	45	49	15	35	1.5	39.5	20.5	7
00	160	78.5	53	45	49	15	35	1.5	38	29	7
1	250	135	69	61	67	20	40	3	50	44.5	12
2	400	150	70	61	67	25	48	3	58	50	12
3	630	150	73	61	68	32	60	3	73	71	15

#### ELECTRICAL CHARACTERISTICS/ 电气特性:

	4In	6.3In	8In	10In	12.5In	19In
t 熔断 Operating	—	60s	—	—	0.5s	0.1s
t 弧前 Pre-arcing	60s	—	0.5s	0.2s	—	—

#### NHaM 690V 平均 I-T 曲线图 (仅供参考)

#### AVERAGE I-T CHARACTERISTICS CURVE (FOR REFERENCE ONLY)



U6 DENOTES FOR 690V AC  
● DENOTES FOR APPROVAL  
○ DENOTES FOR PENDING

U6 表示 690V AC  
● 表示已取得安全认证  
○ 表示正在申请安全认证

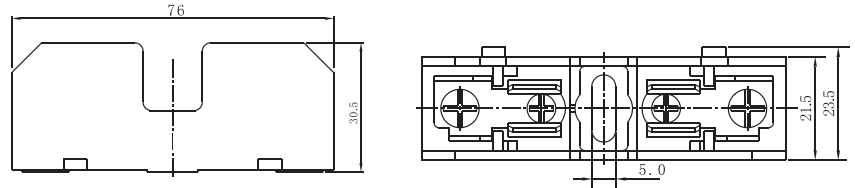
CURRENT(A)/ 电流 (安培)

# Cylindrical Fuse Holders

## 圆筒帽形熔断器支持件 / 底座

### Dimensions/ 尺寸 :

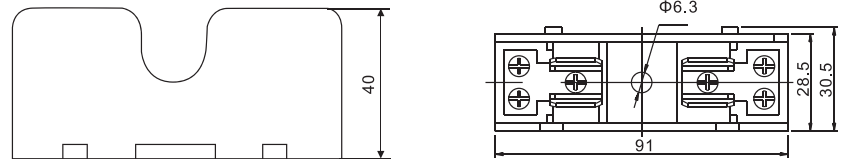
Unit 单位: mm



Model of product 产品型号	Applicable fuse link size 配装熔断体尺码	Rated voltage 额定电压 (V)	Rated current 额定电流 (A)	Weight(g) 重量 (g)	Safety Approvals 安全认证
HC101A	10X38	600	30	41.5	UR

### Dimensions/ 尺寸 :

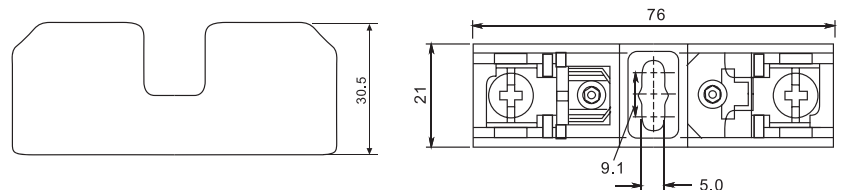
Unit 单位: mm



Model of product 产品型号	Applicable fuse link size 配装熔断体尺码	Rated voltage 额定电压 (V)	Rated current 额定电流 (A)	Weight(g) 重量 (g)	Safety Approvals 安全认证
HC141A	14X51	690	50	78	CCC

### Dimensions/ 尺寸 :

Unit 单位: mm



Model of product 产品型号	Applicable fuse link size 配装熔断体尺码	Rated voltage 额定电压 (V)	Rated current 额定电流 (A)	Weight(g) 重量 (g)
HC101C	10X38	600	30	41.5

# Cylindrical Fuse Holders

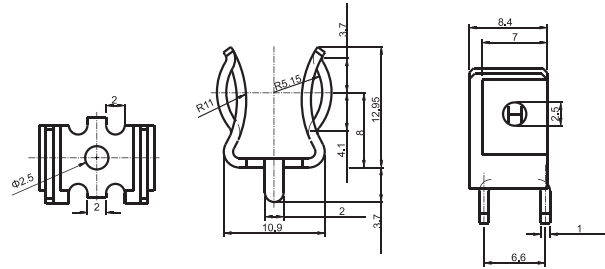
## 圆筒帽形熔断器支持件 / 底座

HF-103D(RoHS)



Dimensions/ 尺寸:

Unit 单位: mm



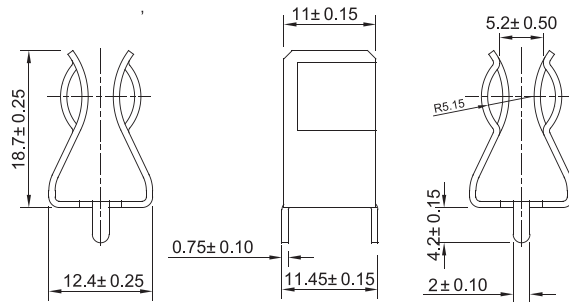
FUSE CLIP FOR 10X38 FUSE  
PHOSPHOR BRONZE, NICKEL PLATED

HF-104A(RoHS)



Dimensions/ 尺寸:

Unit 单位: mm

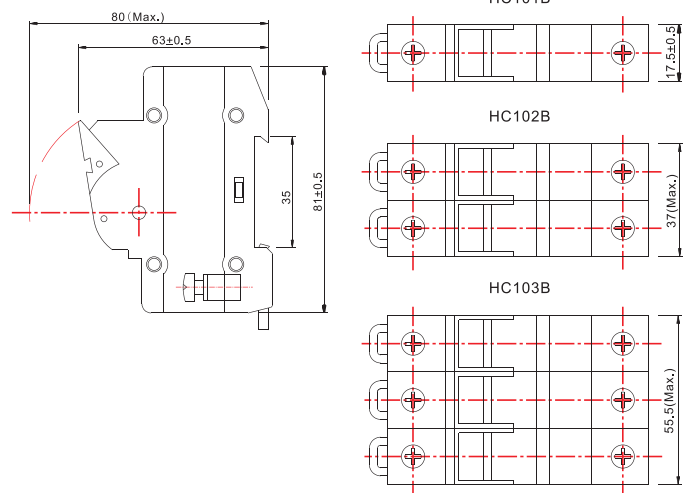


FUSE CLIP FOR 10X38 FUSE  
PHOSPHOR BRONZE, NICKEL PLATED

Model of product 产品型号	Applicable fuse link size 配套熔断体尺码	Rated voltage 额定电压 (V)	Rated current 额定电流 (A)	Weight(g) 重量 (g)	Safety Approvals 安全认证
HC101B	10X38	690	25	62	CCC

Dimensions/ 尺寸:

Unit 单位: mm



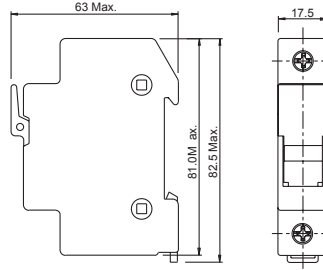
# Cylindrical Fuse Holders

## 圆筒帽形熔断器支持件 / 底座



### Dimensions/ 尺寸 :

Unit 单位: mm

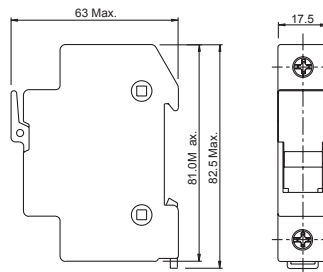


Model of product 产品型号	Applicable fuse link size 配装熔断体尺码	Rated voltage 额定电压 (V)	Rated current 额定电流 (A)	Safety Approvals 安全认证	Remark 备注
HC101D	10X38	1000	20	TUV.CGC	




### Dimensions/ 尺寸 :

Unit 单位: mm

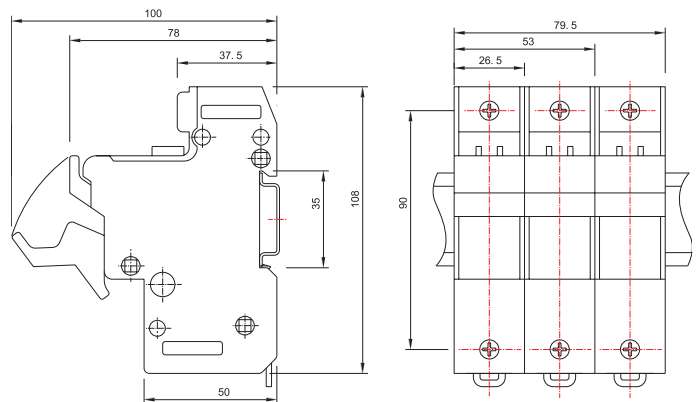


Model of product 产品型号	Applicable fuse link size 配装熔断体尺码	Rated voltage 额定电压 (V)	Rated current 额定电流 (A)	Safety Approvals 安全认证	Remark 备注
HC101DL	10X38	1000	20		with indicator light



### Dimensions/ 尺寸 :

Unit 单位: mm



Model of product 产品型号	Applicable fuse link size 配装熔断体尺码	Rated voltage 额定电压 (V)	Rated current 额定电流 (A)	Safety Approvals 安全认证
HC141B	14X51	690	50	
		1000	32	

# Fuse-base with Blade Contacts

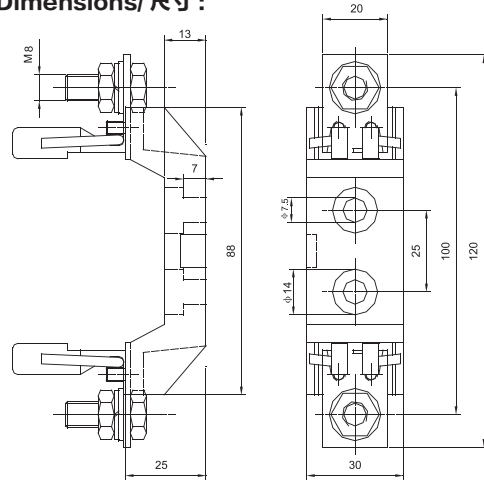
## 刀型触头熔断器支持件 / 底座



Model of product 产品型号	Applicable fuse link size 装配熔断体尺码	Rated voltage 额定电压 (V)	Rated current 额定电流 (A)	Safety Approvals 安全认证
NH00B	NH000/NH00	690	160	CCC
		1000	160	

### Dimensions/ 尺寸:

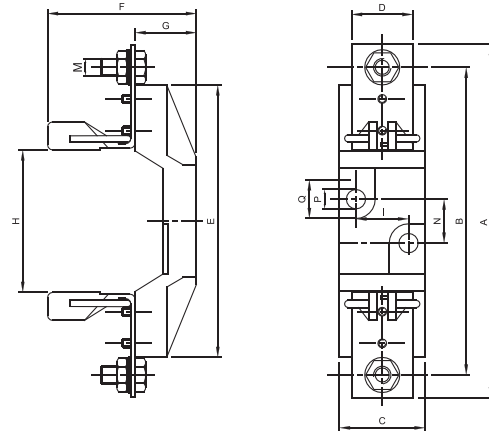
Unit 单位: mm



Model of product 产品型号	Applicable fuse link size 装配熔断体尺码	Rated voltage 额定电压 (V)	Rated current 额定电流 (A)	Safety Approvals 安全认证
NH1B	NH1	690	250	
		1000	250	
NH2B	NH2	690	400	
NH3B	NH3	690	630	

### Dimensions/ 尺寸:

Unit 单位: mm



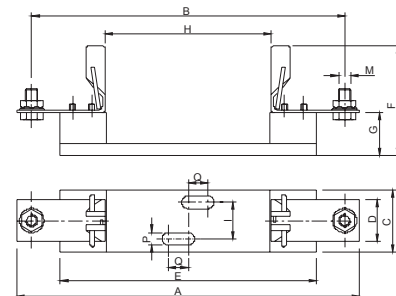
Size	A	B	C	D	E	F	G	H	I	M	N	P	Q
NH1	200	175	60	35	155	85	35	80	30	M10	25	10.5	20.5
NH2	225	200	60	35	155	90	35	80	30	M10	25	10.5	20.5
NH3	240	210	60	35	155	100	35	80	30	M10	25	10.5	20.5



Model of product 产品型号	Applicable fuse link size 装配熔断体尺码	Rated voltage 额定电压 (V)	Rated current 额定电流 (A)	Safety Approvals 安全认证
NH1XLB	NH1XL	1000	250	TUV
NH2XLB	NH2XL	1000	400	
NH3LB	NH2XL/NH3L	1100	400	
NH3LB	NH2XL/NH3L	1000	630	

### Dimensions/ 尺寸:

Unit 单位: mm



Size	A	B	C	D	E	F	G	H	I	M	P	Q
NH1XL	257	232	51	35	210	85	35	136	30	M10	10.5	16
NH2XL	281	257	51	35	210	90	35	136	30	M10	10.5	16
NH3XL	292	267	51	35	210	100	35	136	30	M12	10.5	16



**HOLLY 好利**



BS EN IS9001  
Certificate No.:FM 40402



ISO14001:2004 CERTIFIED



[www.hollyfuse.com](http://www.hollyfuse.com)

---

### **Hollyland (China) Electronics Technology Corporation Limited**

9-19 Fanghu Road, Huli District Xiamen, Fujian, China P.C.361009  
Tel: (86) 592-577 2288 Fax: (86) 592- 577 3979  
E-mail: [sdxm@hollyfuse.com](mailto:sdxm@hollyfuse.com)

---

### **Hong Kong Office: Hollyland Co., Ltd.**

31/F, Billion Centre, Tower A, 1 Wang Kwong Road  
Kowloon Bay, Hong Kong  
Tel: (852) 3666 5111 Fax: (852) 2682 1666

---

### **Shenzhen Office**

No. 1002, Flat 1, Guangchengshijia Xilongxuan 10th Zone Xin'an  
Bao'an, Shenzhen, Guangdong, China P.C. 518101  
Tel: (86) 755-2766 2927 Fax: (86) 755-27662925

---

---

### **好利来(中国)电子科技股份有限公司**

中国福建省厦门市湖里区枋湖路9-19号 邮编: 361009  
电话: (86) 592-577 2288 传真: (86) 592- 577 3979  
邮箱: [sdxm@hollyfuse.com](mailto:sdxm@hollyfuse.com)

---

### **香港子公司: 好利来有限公司**

香港九龙湾宏光道1号亿京中心A座31楼  
电话: (852) 3666 5111 传真: (852) 2682 1666

---

### **深圳办事处**

中国广东省深圳市宝安新安10区冠城世家曦龙轩1座1002室  
电话: (86) 755-2766 2927 传真: (86) 755-27662925  
邮编: 518101

---