

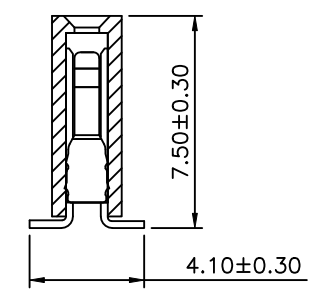
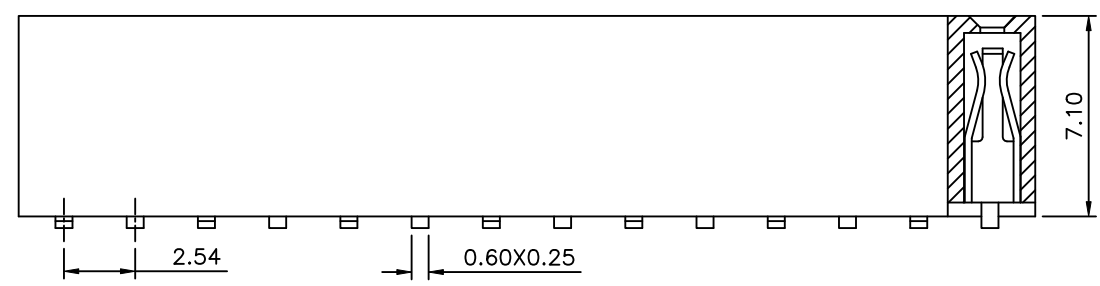
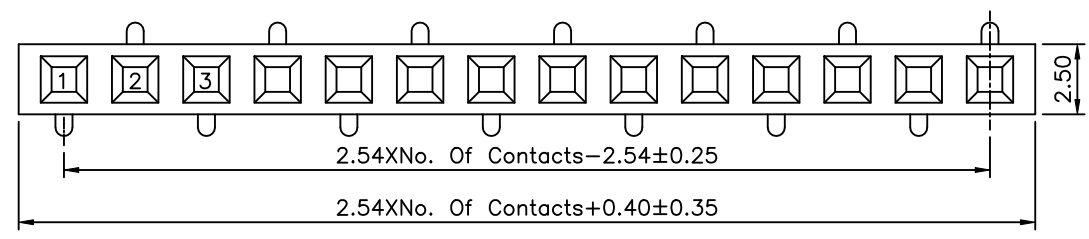
Recommended P.C.B. Layout

SPECIFICATION

Current Rating:3.0 Amp/Contact Max.
 Withstand Voltage:1000V AC/Minute
 Contact Resistance:20 Milliohms Max./Contact
 Insulation Resistance:1000 Megaohms Min. At 100V
 Operation Temperature:-55°C~+105°C
 Contact:Phosphor Bronze,Gold Flash Over Nickel
 Insulator:PA6T+30%G.F.(UL94V-0,Black)
 RoHS Compliant

$\frac{FV}{(1)} \frac{X}{(2)} \frac{75}{(3)} - \frac{1}{(4)} X \frac{XX}{(5)} \frac{L}{(6)} - \frac{H}{(7)}$

- (1) FV:2.54mm Female Header SMT Straight
- (2) X:Without Post
- (3) 75:7.5mm Total Height
- (4) 1:Single Row
- (5) XX:No. Of Position/Per Row
- (6) L:Standard Layout
- (7) H:RoHS Compliant



AUK A MEMBER OF AUK GROUP
太聯事業股份有限公司
AUK CONTRACTORS CO., LTD.

CATEGORY		APPROVED BY		UNLESS OTHERWISE SPECIFIED TOLERANCES ARE X. ±0.50 X ±0.30 .XX ±0.20 .XXX ±0.10 ANG. ±5°				
PART No. FVX75-1XXXL-H		MEI						
DRAWING No. FVX75-1XXXL-H		HZF						
SCALE		REV.		UNIT	NO. REV.	A0 NEW RELEASE	HZF	08/24/2013
NONE		A0		mm				