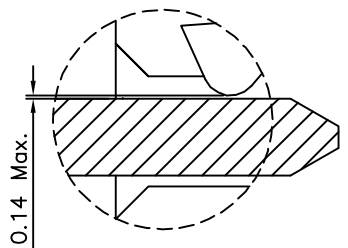
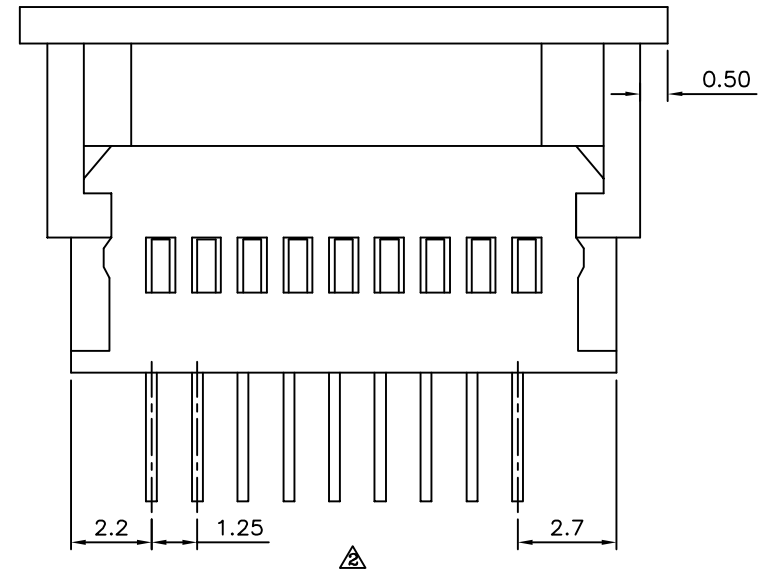
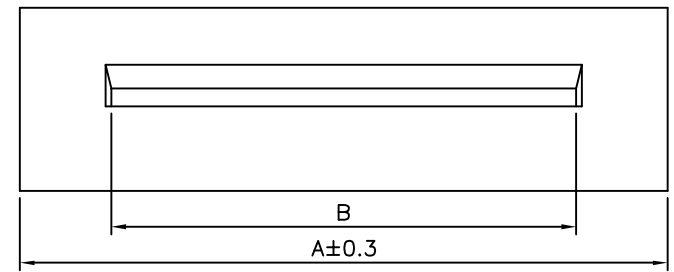
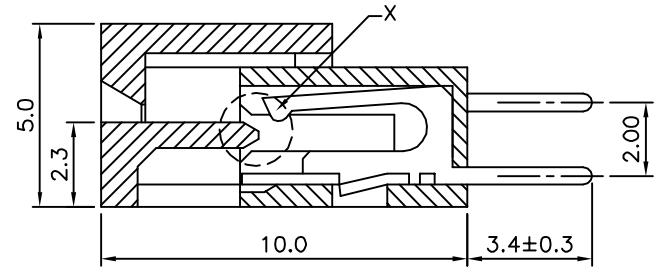


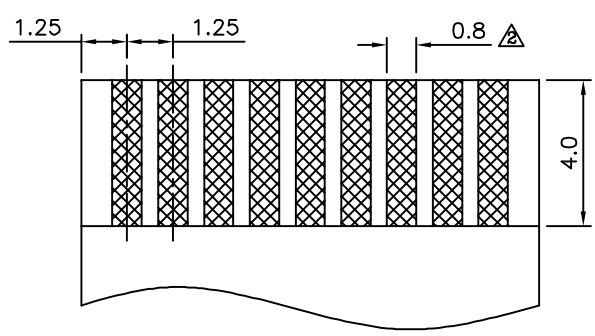
Recommended P.C.B. Layout(Component Side)



Detail X Close Type



Open Type



FFC/FPC Dimension Thickness:0.3±0.05mm

SPECIFICATION

- 1.General Characteristics:
1.25mm FPC XXP DIP 180° ZIF Single Contact
Standard Layout White
- 2.Material&Finish:
Housing:PBT(UL94V-0),White
Terminal:Phosphor Bronze,Tin Plated Over Nickel
- 3.Electrical Characteristics:
Current Rating:1 Amp AC,DC
Voltage Rating:200V AC,DC
Contact Resistance:20 Milliohms Max.
Insulation Resistance:500 Megaohms Min.
- 4.Environmental Characteristics:
Ambient Temperature Range:-20°C~+85°C
- 5.RoHS Compliant

FP	B	XX	D	Z	A	L	H
(1)	(2)	(3)	(4)	(5)	(6)	(7)	(8)

- (1) FP:FFC Connector
- (2) B:Pitch 1.25mm
- (3) XX:No. Of Position/Per Row
- (4) D:DIP Straight
- (5) Z:ZIF
- (6) A:Single Contact
- (7) L:Standard Layout
- (8) H:RoHS Compliant

Pin	A	B	Pin	A	B
03	9.55	5.20	18	28.30	23.95
04	10.80	6.45	19	29.55	25.20
05	12.05	7.70	20	30.80	26.45
06	13.30	8.95	21	32.05	27.70
07	14.55	10.20	22	33.30	28.95
08	15.80	11.45	23	34.55	30.20
09	17.05	12.70	24	35.80	31.45
10	18.30	13.95	25	37.05	32.70
11	19.55	15.20	26	38.30	33.95
12	20.80	16.45	27	39.55	35.20
13	22.05	17.70	28	40.80	36.45
14	23.30	18.95	29	42.05	37.70
15	24.55	20.20	30	43.30	38.95
16	25.80	21.45	31	44.55	40.20
17	27.05	22.70	32	45.80	41.45

AUK A MEMBER OF AUK GROUP
太聯事業股份有限公司
AUK CONTRACTORS CO., LTD.

CATEGORY		APPROVED BY MEI		UNLESS OTHERWISE SPECIFIED TOLERANCES ARE .X ±0.30 .XX ±0.25 .XXX ±0.15 ANG. ±3°
PART No. FPBXXDZAL-H		CHECKED BY HZF		
DRAWING No. FPBXXDZAL-H		DRAWING BY SONG		
SCALE NONE	REV. A2	UNIT mm		

NO.	REV.	REVISIONS	CHK	DATE
△A2		Modify Data	HZF	10/08/2013
△A1		Modify Data	HZF	03/26/2010
△A0		NEW RELEASE	BECKY	03/02/2006