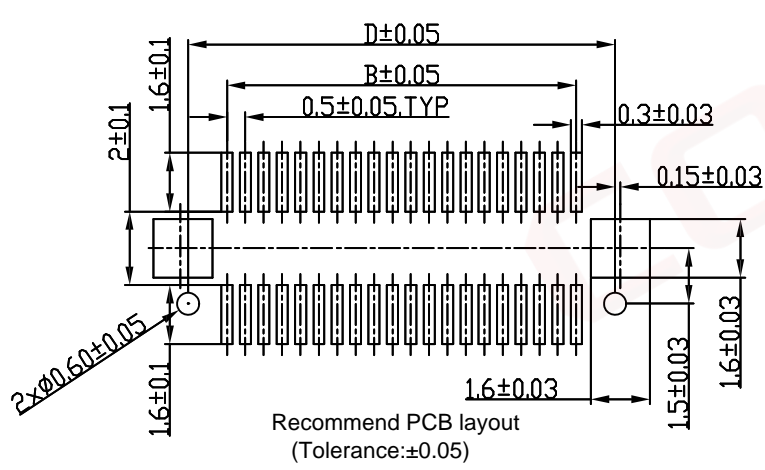
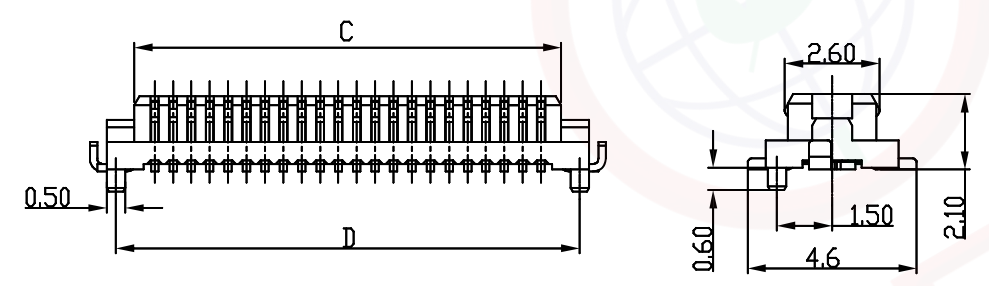
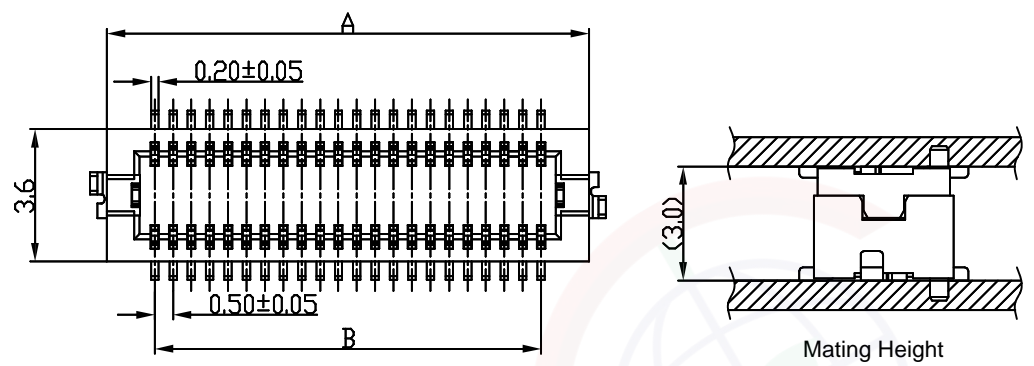


Dept	
Qty	
DC	1
ED	1
IE	1
ISO	1
PD	1
R&D	1
SD	1
QA	1
QC	1
QF	1

REV.	DESCRIPTION	DRAWN	CHECKED	APPROVED
A	NEW RELEASE	JLZ 05/13/22'		

The information provided herein is from CONNPLY Electronic Co., Ltd. and is confidential. Any disclosure to a party other than the recipient is prohibited. The intellectual properties and its rights contained herein, including but not limited to, trademarks, patents, copyrights, trade secrets, and technical know-how, are owned exclusively by CONNPLY or its affiliates. Unauthorized use or reproduction of any part of this document is strictly prohibited. CONNPLY may enforce its intellectual property rights at its own discretion, failures or delays to exercise such rights does not constitute a waiver of such rights.



	A	B	C	D
10 PIN	4.60	2.00	3.10	4.10
12 PIN	5.10	2.50	3.60	4.60
14 PIN	5.60	3.00	4.10	5.10
20 PIN	7.10	4.50	5.60	6.60
22 PIN	7.60	5.00	6.10	7.10
24 PIN	8.10	5.50	6.60	7.60
30 PIN	9.60	7.00	8.10	9.10
32 PIN	10.10	7.50	8.60	9.60
36 PIN	11.10	8.50	9.60	10.60
40 PIN	12.10	9.50	10.60	11.60
50 PIN	14.60	12.00	13.10	14.10
60 PIN	17.10	14.50	15.60	16.60
80 PIN	22.10	19.50	20.60	21.60

Notes:

Specifications:

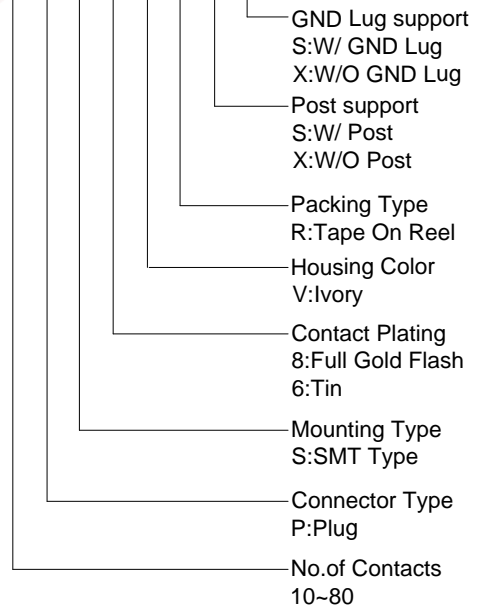
1. Contact Resistance: 75mΩ Max.
2. Insulation Resistance: 500MΩ Min.
3. Dielectric Withstanding Voltage: 150V AC(rms) For 1 Minute.
4. Current Rating:0.4A/Pin.
5. Voltage Rating:48V AC rms.
6. Temperature: -40°C~+85°C.

Materials:

1. Contact Material: Copper Alloy.
2. Contact Plating: Gold or Tin Plating Over Nickel.
3. Insulator Material: HIGH-TEMP,Ivory,UL94-V0.

Product Number Code:

DS1151-28 - X X X X X X X X



GENERAL TOLERANCE		ANGLE TOLERANCE	
X.	±0.60	X.	±5°
.X	±0.38	.X	±3°
.XX	±0.25	.XX	±2°
DRAWING TYPE		CUSTOMER	
SCALE	1:1	SHEET	1 OF 2
DRAWING NO.	C-DS1151-28-XXXXXXXX-A		

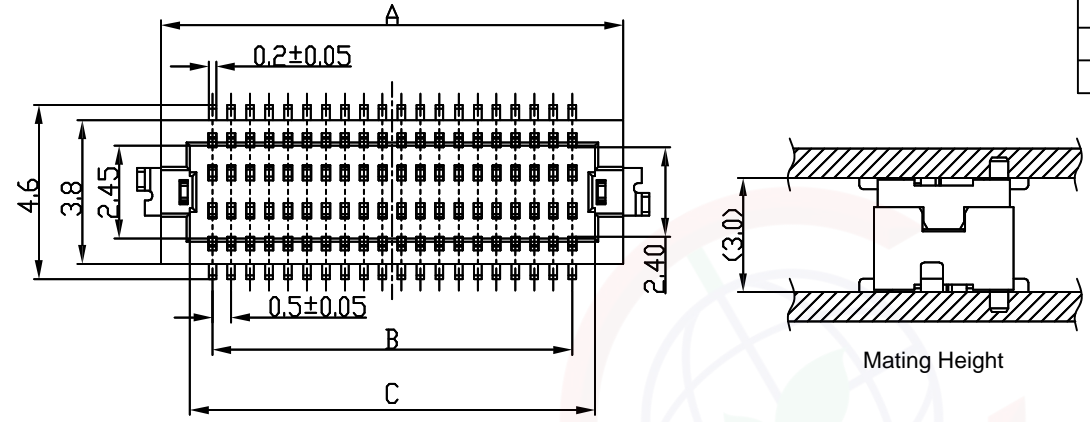
PROJECTION		TITLE	0.50mm Board to Board Connector Single Groove SMT Type H=3.0mm(Plug)	
UNITS	mm	SERIES		DS1151-28 SERIES
SHEET SIZE	A4			

晨翔电子有限公司
CONNPLY CONNPLY ELECTRONIC CO., LTD

Dept	
Qty	
DC	1
ED	1
IE	1
ISO	1
PD	1
R&D	1
SD	1
QA	1
QC	1
QF	1

REV.	DESCRIPTION	DRAWN	CHECKED	APPROVED
A	NEW RELEASE	JLZ 05/13/22'		

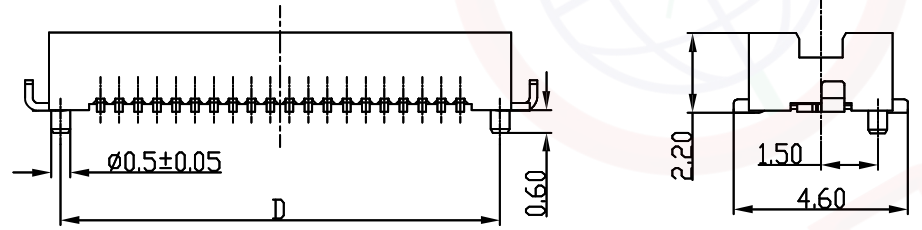
The information provided herein is from CONNPLY Electronic Co., Ltd. and is confidential. Any disclosure to a party other than the recipient is prohibited. The intellectual properties and its rights contained herein, including but not limited to, trademarks, patents, copyrights, trade secrets, and technical know-how, are owned exclusively by CONNPLY or its affiliates. Unauthorized use or reproduction of any part of this document, in any form or by any means, without the prior written permission of CONNPLY, is strictly prohibited. CONNPLY may enforce its intellectual property rights at its own discretion, failures or delays to exercise such rights does not constitute a waiver of such rights.



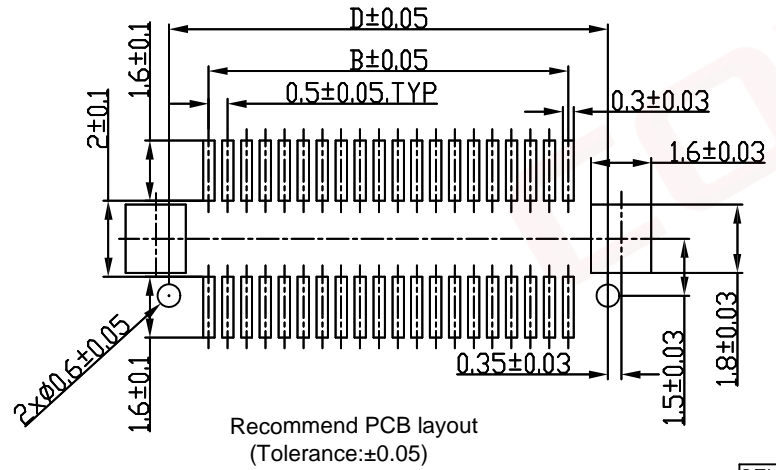
- Notes:
Specifications:
1. Contact Resistance: 75mΩ Max.
 2. Insulation Resistance: 500MΩ Min.
 3. Dielectric Withstanding Voltage: 150V AC(rms) For 1 Minute.
 4. Current Rating:0.4A/Pin.
 5. Voltage Rating:48V AC rms.
 6. Temperature: -40°C~+85°C.

- Materials:
1. Contact Material: Copper Alloy.
 2. Contact Plating: Gold or Tin Plating Over Nickel.
 3. Insulator Material: HIGH-TEMP,Ivory,UL94-V0.

Product Number Code:
DS1151-28 - X X X X X X X X



- GND Lug support
- S:W/ GND Lug
- X:W/O GND Lug
- Post support
- S:W/ Post
- X:W/O Post
- Packing Type
- R:Tape On Reel
- Housing Color
- V:Ivory
- Contact Plating
- 8:Full Gold Flash
- 6:Tin
- Mounting Type
- S:SMT Type
- Connector Type
- S:Socket
- No.of Contacts
- 10-80



	A	B	C	D
10 PIN	4.70	2.00	3.20	4.10
12 PIN	5.20	2.50	3.70	4.60
14 PIN	5.70	3.00	4.20	5.10
20 PIN	7.20	4.50	5.70	6.60
22 PIN	7.70	5.00	6.20	7.10
24 PIN	8.20	5.50	6.70	7.60
30 PIN	9.70	7.00	8.20	9.10
32 PIN	10.20	7.50	8.70	9.60
36 PIN	11.20	8.50	9.70	10.60
40 PIN	12.20	9.50	10.70	11.60
50 PIN	14.70	12.00	13.20	14.10
60 PIN	17.20	14.50	15.70	16.60
80 PIN	22.20	19.50	20.70	21.60

GENERAL TOLERANCE		ANGLE TOLERANCE	
X.	±0.60	X.	±5°
.X	±0.38	.X	±3°
.XX	±0.25	.XX	±2°
DRAWING TYPE	CUSTOMER		
SCALE	1:1	SHEET	2 OF 2
DRAWING NO.	C-DS1151-28-XXXXXXX-A		

PROJECTION		TITLE	0.50mm Board to Board Connector Single Groove SMT Type H=3.0mm(Socket)
UNITS	mm	SERIES	DS1151-28 SERIES
SHEET SIZE	A4		

晨翔电子有限公司
 CONNPLY CONNPLY ELECTRONIC CO., LTD