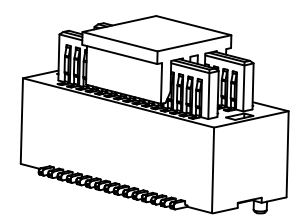
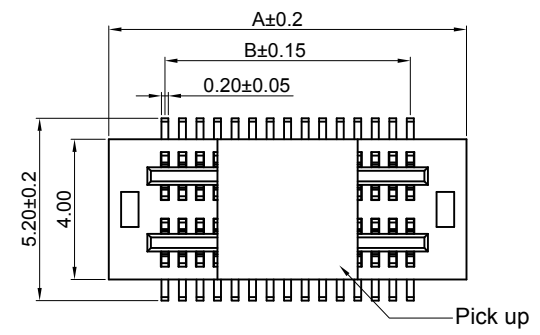


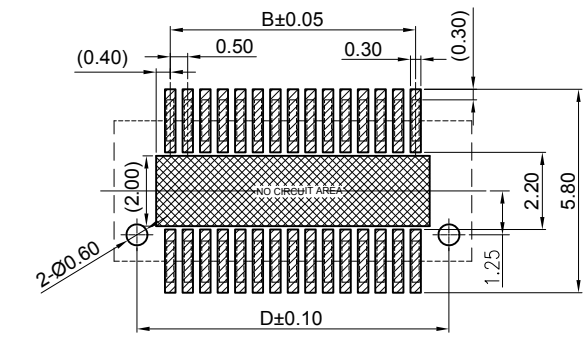
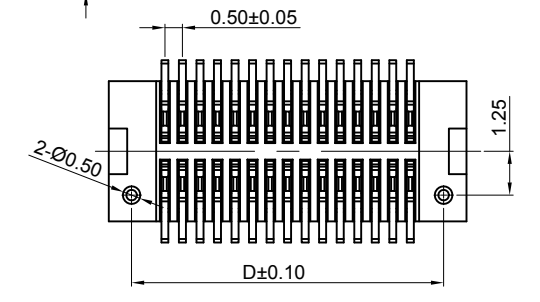
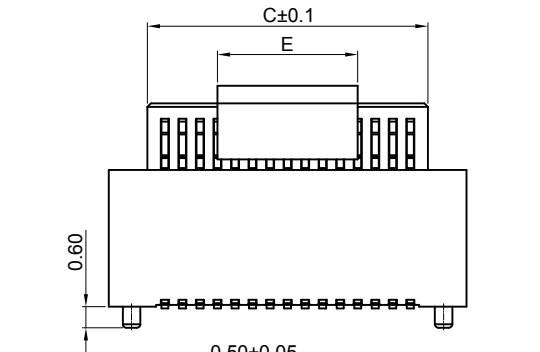
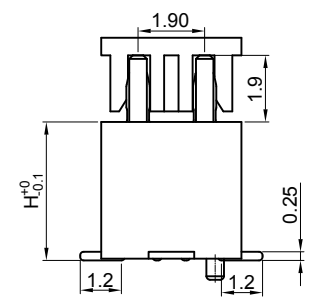
Dept	
Qty	
DC	1
ED	1
IE	1
ISO	1
PD	1
R&D	1
SD	1
QA	1
QC	1
QE	1

REV.	DESCRIPTION	DRAWN	CHECKED	APPROVED
A	NEW RELEASE	JLZ 03/21/19'		

The information provided herein is from CONNPLY Electronic Co., Ltd. and is confidential. Any disclosure to a party other than the recipient is prohibited. The intellectual properties and its rights contained herein, including but not limited to, trademarks, patents, copyrights, trade secrets, and technical know-how, are owned exclusively by CONNPLY or its affiliates. Unauthorized use or reproduction of any part of this document is strictly prohibited. CONNPLY may enforce its intellectual property rights at its own discretion, failures or delays to exercise such rights does not constitute a waiver of such rights.



3D VIEW



RECOMMEND PCB LAYOUT (TOLERANCE=±0.05)

NO.of contacts	Dimensions					NO.of contacts	Dimensions			
	A.	B.	C.	D.	E.		A.	B.	C.	D.
4	3.70	0.50	1.50	2.40		54	16.20	13.00	14.00	14.90
6	4.20	1.00	2.00	2.90		56	16.70	13.50	14.50	15.40
8	4.70	1.50	2.50	3.40		58	17.20	14.00	15.00	15.90
10	5.20	2.00	3.00	3.90		60	17.70	14.50	15.50	16.40
12	5.70	2.50	3.50	4.40		62	18.20	15.00	16.00	16.90
14	6.20	3.00	4.00	4.90		64	18.70	15.50	16.50	17.40
16	6.70	3.50	4.50	5.40		66	19.20	16.00	17.00	17.90
18	7.20	4.00	5.00	5.90		68	19.70	16.50	17.50	18.40
20	7.70	4.50	5.50	6.40	4.00	70	20.20	17.00	18.00	18.90
22	8.20	5.00	6.00	6.90		72	20.70	17.50	18.50	19.40
24	8.70	5.50	6.50	7.40		74	21.20	18.00	19.00	19.90
26	9.20	6.00	7.00	7.90		76	21.70	18.50	19.50	20.40
28	9.70	6.50	7.50	8.40		78	22.20	19.00	20.00	20.90
30	10.20	7.00	8.00	8.90		80	22.70	19.50	20.50	21.40
32	10.70	7.50	8.50	9.40		82	23.20	20.00	21.00	21.90
34	11.20	8.00	9.00	9.90		84	23.70	20.50	21.50	22.40
36	11.70	8.50	9.50	10.40		86	24.20	21.00	22.00	22.90
38	12.20	9.00	10.00	10.90		88	24.70	21.50	22.50	23.40
40	12.70	9.50	10.50	11.40		90	25.20	22.00	23.00	23.90
42	13.20	10.00	11.00	11.90		92	25.70	22.50	23.50	24.40
44	13.70	10.50	11.50	12.40	8.00	94	26.20	23.00	24.00	24.90
46	14.20	11.00	12.00	12.90		96	26.70	23.50	24.50	25.40
48	14.70	11.50	12.50	13.40		98	27.20	24.00	25.00	25.90
50	15.20	12.00	13.00	13.90		100	27.70	24.50	25.50	26.40
52	15.70	12.50	13.50	14.40						

Notes:

Specifications:

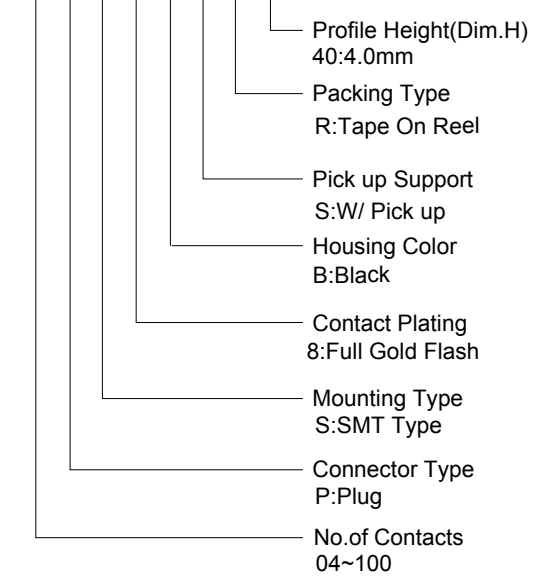
1. Contact Resistance: 80mΩ Max.
2. Insulation Resistance: 1000MΩ Min.
3. Dielectric Withstanding Voltage: 150V AC(rms) For 1 Minute.
4. Current Rating: 1A/Pin.
5. Voltage Rating: 48V AC rms.
6. Temperature: -40°C~+85°C.

Materials:

1. Contact Material: Copper Alloy.
2. Contact Plating: Gold Plating Over Nickel.
3. Insulator Material: PA9T,Black,UL94-V0.

Product Number Code:

DS1151-05 - X X X X X X X X



GENERAL TOLERANCE		ANGLE TOLERANCE	
X.	±0.60	X.	±5°
.X	±0.38	.X	±3°
.XX	±0.25	.XX	±2°
DRAWING TYPE		CUSTOMER	
SCALE	1:1	SHEET	1 OF 1
DRAWING NO.	C-DS1151-05-XXXXXXX-A		

PROJECTION		TITLE	0.50mm Board to Board SMT Double Groove Male Type
UNITS	mm	SERIES	DS1151-05 SERIES
SHEET SIZE	A4		

晨翔电子有限公司
CONNPLY CONNPLY ELECTRONIC CO. LTD