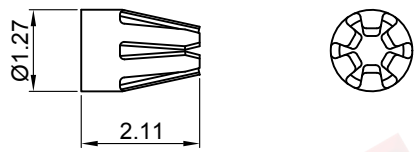
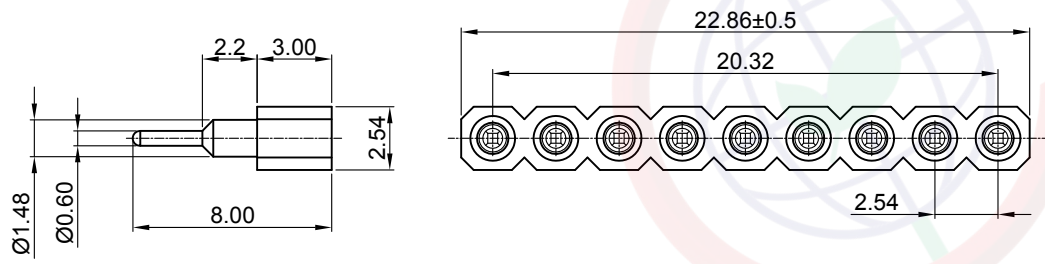


The information provided herein is from CONNELY Electronic Co., Ltd. and is confidential. Any disclosure to a party other than the recipient is prohibited. The intellectual properties and its rights are reserved by CONNELY Electronic Co., Ltd. without any prior written consent from CONNELY. All intellectual properties provided herein are for reference purposes only and does not constitute authorization of its use in any format or manner. CONNELY may enforce its intellectual property rights at its own discretion; failures or delays to exercise such rights does not constitute a waiver of such rights.

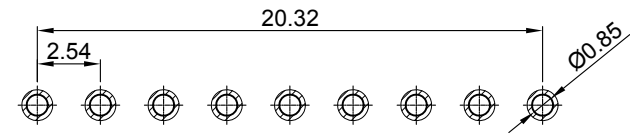
P/N Code: DS1137-04-1x9W8V8-OC-01

REV.	DESCRIPTION	DRAWN	CHECKED	APPROVED
A	NEW RELEASE	JLZ 09/19/22'		

- NOTES:
- Materials:
 - Insulator: High Temperature 260°C, UL94-HB Rated, color of white. RoHS, REACH compliance.
 - Pin: Copper Alloy, Full Gold Flash Plating.
 - Clip: Beryllium Copper, C17200, Full Gold Flash Plating.
 - Specifications:
 - Temperature Range: -55~+125°C.
 - Contact Resistance: 10mΩ maximum.
 - Insulation Resistance: 1000MΩ minimum.
 - Dielectric Withstanding Voltage: 500V AC 1 minute.
 - Voltage Rating: 24V AC/DC.
 - Current Rating: 5A max per pin.
 - Application insert pin: Ø0.635~Ø0.889mm.
 - Resistance to soldering heat: 260°C, 3-5seconds.
 - Durability: 1000 cycles min.
 - Packing Type: PE Bage+Inner Box + Outer Box.



6 Fingers Contact



Recommend PCB layout
Tolerance=±0.05

GENERAL TOLERANCE		ANGLE TOLERANCE		PROJECTION		TITLE	2.54mm Led Series Connector	
X.	±0.60	X.	±5°	UNITS	mm	V/T Type(Female 6 Fingers)		
.X	±0.38	.X	±3°	SHEET SIZE	A4	SERIES	DS1137-04 SERIES	
.XX	±0.25	.XX	±2°	晨翔电子有限公司 CONNELY ELECTRONIC CO. LTD				
DRAWING TYPE		CUSTOMER						
SCALE	1:1	SHEET	1 OF 1					
DRAWING NO.		C-DS1137-04-1x9W8V8-OC-01-A						