
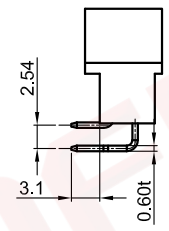
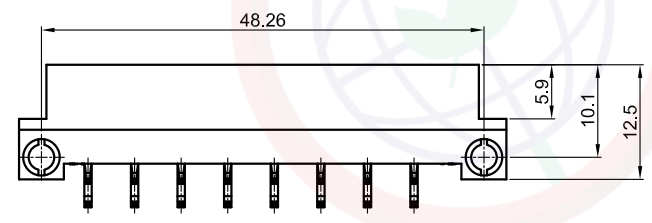
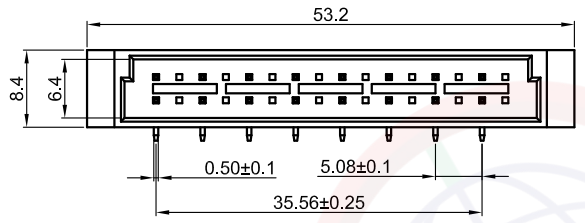


P/N Code:DS1118-32M0R22					REV.	DESCRIPTION	DRAWN	CHECKED	APPROVED
					A	NEW RELEASE	JLZ 11/27/23'		

The information provided herein is from CONNELY Electronic Co., Ltd. and is confidential. Any disclosure to a party other than the recipient is prohibited. The intellectual properties and its rights contained herein, including but not limited to, trademarks, patents, copyrights, trade secrets, and technical know-how, are owned exclusively by CONNELY or its affiliates. Unauthorized use of this information in any format or manner. CONNELY may enforce its intellectual property rights at its own discretion; failures or delays to exercise such rights does not constitute a waiver of such rights.



NOTES:

- Specifications:
 - Contact Resistance: 20mΩ max.
 - Insulation Resistance: 1000MΩ min.
 - Current Rating: 2A.
 - Operating Voltage: 500V Max.
 - Dielectric withstanding voltage: AC 1000V(r.m.s)/60s.
 - Operating Temperature: -40°C to +105°C
 - Recommend Wave Soldering Temperature: 250°C,3-5s.
- Materials:
 - Contact: Copper alloy, Selective gold flash.
 - Housing: PBT, Gray, UL94 V-0.

GENERAL TOLERANCE		ANGLE TOLERANCE		PROJECTION		TITLE	DIN 41612 B Type(2Row)
X.	±0.60	X.	±5°	UNITS	mm		Right Angle
.X	±0.38	.X	±3°	SHEET SIZE	A4	SERIES	DS1118 SERIES
.XX	±0.25	.XX	±2°	晨翔电子有限公司 CONNFLY CONNELY ELECTRONIC CO. LTD			
DRAWING TYPE		CUSTOMER					
SCALE	1:1	SHEET	1 OF 1				
DRAWING NO.		C-DS1118-XXXXX-A					