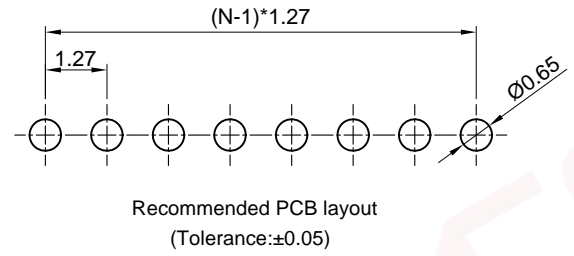
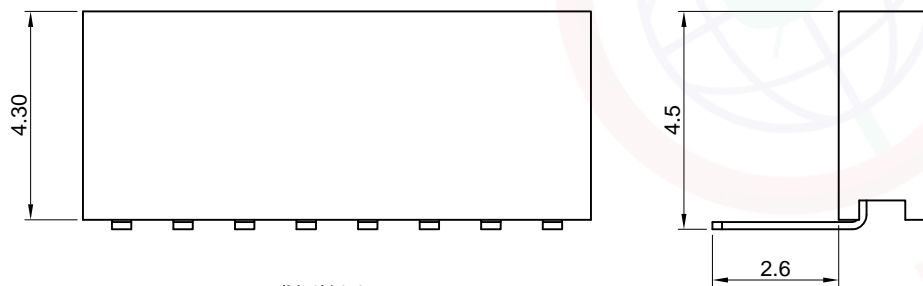
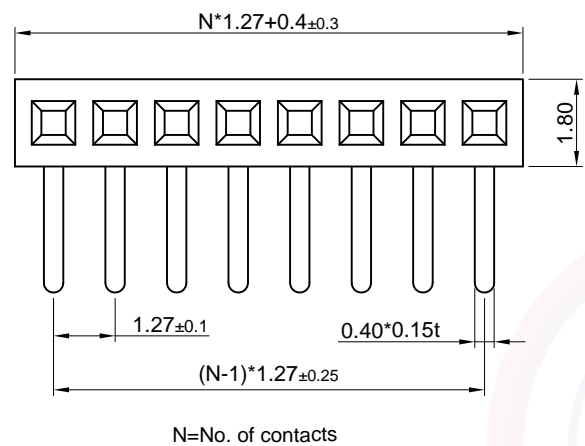


Dept	
Qty	
DC	1
ED	1
IE	1
ISO	1
PD	1
R&D	1
SD	1
QA	1
QC	1
QE	1

The information provided herein is from CONNELY Electronic Co., Ltd. and is confidential. Any disclosure to a party other than the recipient is prohibited. The intellectual properties and its rights contained herein, including but not limited to, trademarks, patents, copyrights, trade secrets, and technical know-how, are owned exclusively by CONNELY or its affiliates. Unauthorized use or reproduction of any part of this document, in any form or by any means, without the prior written permission of CONNELY, is strictly prohibited. CONNELY may enforce its intellectual property rights at its own discretion, failures or delays to exercise such rights does not constitute a waiver of such rights.



(Series Image-Reference Only)

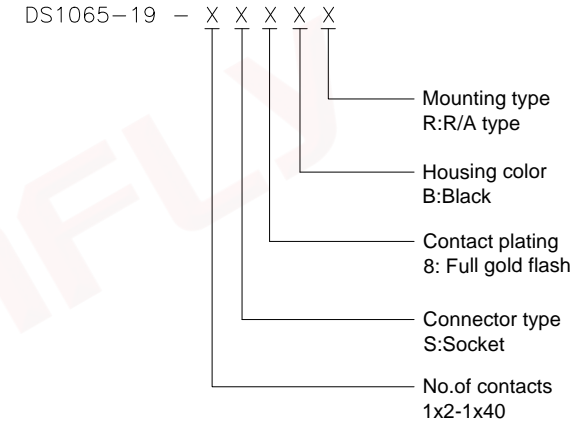
REV.	DESCRIPTION	DRAWN	CHECKED	APPROVED
A	NEW RELEASE	JLZ 09/01/17'		
B	DRAWING UPDATE	JLZ 01/19/22'		

NOTES:

- Specifications
 - Current Rating: 1A
 - Insulation Resistance: 500MΩ Min
 - Dielectric Withstanding: 300V AC
 - Contact Resistance: 30mΩ Max
 - Operating Temperature: -40°C to+105°C

- Materials
 - Contact Material: Copper alloy
 - Insulator: Thermoplastic(UL94 V-0)

3.Product number code:



GENERAL TOLERANCE		ANGLE TOLERANCE		PROJECTION		TITLE	1.27mm Female Header	
X.	±0.60	X.	±5°	UNITS	mm	Single Row R/A Type		
.X	±0.38	.X	±3°	SHEET SIZE	A4	SERIES	DS1065-19 SERIES	
.XX	±0.25	.XX	±2°	晨翔电子有限公司 CONNELY ELECTRONIC CO., LTD				
DRAWING TYPE		CUSTOMER						
SCALE	1:1	SHEET	1 OF 1					
DRAWING NO.		C-DS1065-19-XXXXX-B						