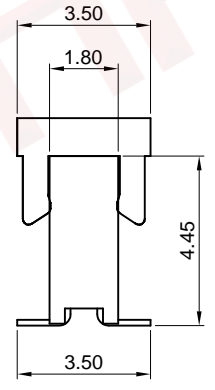
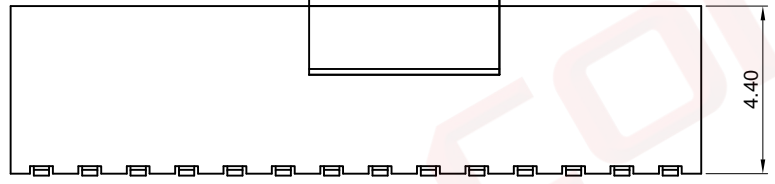
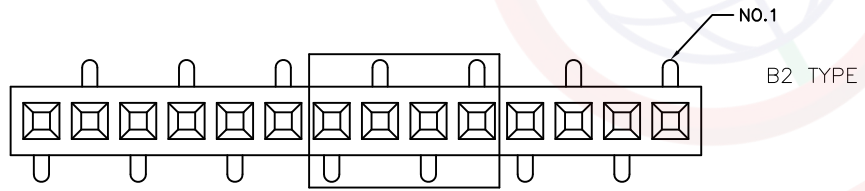
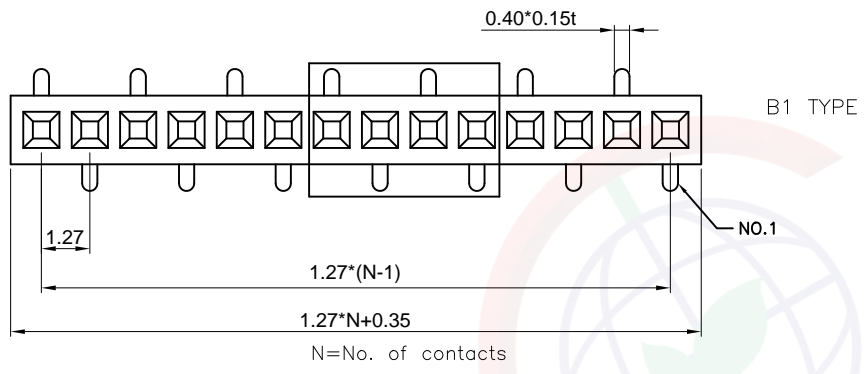


Dept	
Qty	
DC	1
ED	1
IE	1
ISO	1
PD	1
R&D	1
SD	1
QA	1
QC	1
QE	1

The information provided herein is from CONNELY Electronic Co., Ltd. and is confidential. Any disclosure to a party other than the recipient is prohibited. The intellectual properties and its rights contained herein, including but not limited to, trademarks, patents, copyrights, trade secrets, and technical know-how, are owned exclusively by CONNELY or its affiliates. Unauthorized use or reproduction of any part of this document is strictly prohibited. CONNELY may enforce its intellectual property rights at its own discretion, failures or delays to exercise such rights does not constitute a waiver of such rights.

REV.	DESCRIPTION	DRAWN	CHECKED	APPROVED
A	NEW RELEASE	HP 25/06/05'		
B	DRAWING UPDATE	JLZ 07/25/17'		



NOTES:

- SPECIFICATIONS
 - Current Rating: 0.5A
 - Insulation Resistance: 500MΩ Min
 - Dielectric Withstanding: 300V AC
 - Contact Resistance: 30mΩ Max
 - Operating Temperature: -40°C to +105°C
- MATERIALS
 - Contact Material: Copper alloy
 - Insulator: Thermoplastic(UL94 V-0)
- PART NUMBER: DS1065-02

4.PRODUCT NUMBER CODE:

DS1065-02 - X X X X X X X

- PACKING TYPE
R:TAPE ON REEL
N/A Code:Tube
- Pick Up Support
S:W/ Pick Up
N/A Code:W/O Pick Up
- Contact Bend Type
1: B1 Type
2: B2 Type
- Mounting Type
S:SMT Type
- Housing Color
B:Black
- Contact Plating
8: Full Gold Flash
- Connector Type
S:Socket
- No.Of Contacts
1x2-1x40

GENERAL TOLERANCE		ANGLE TOLERANCE		PROJECTION		TITLE	FEMALE HEADER PITCH 1.27mm TYPE
X.	±0.60	X.	±5°	UNITS	mm	SINGLE ROW S.M.T	
.X	±0.38	.X	±3°	SHEET SIZE	A4	SERIES	DS1065-02 SERIES
.XX	±0.25	.XX	±2°	晨翔电子有限公司 CONNELY CONNELY ELECTRONIC CO. LTD			
DRAWING TYPE		CUSTOMER					
SCALE	1:1	SHEET	1 OF 1				
DRAWING NO.		C-DS1065-02-XXXXX-B					