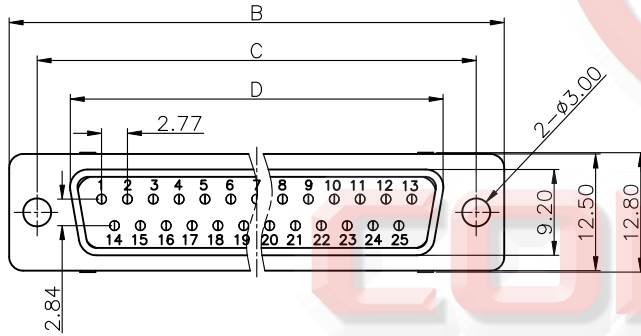
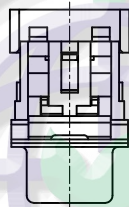
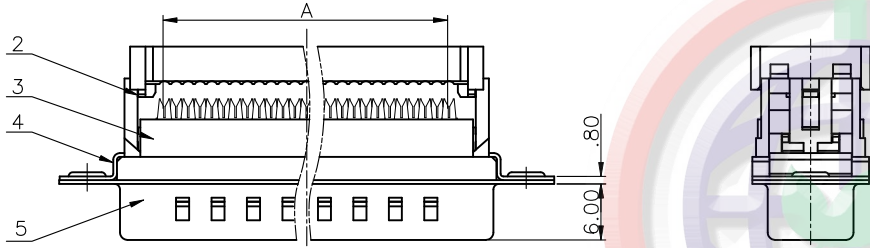


REV.	DESCRIPTION	DRAWN	CHECKED	APPROVED
A	NEW RELEASE	YCH 03/24/07'	~	LJC 03/24/07'
B	整理图画	YCH 08/14/07'	~	LJC 08/14/07'
C	DRAWING UPDATE	JLZ 03/22/17'	~	



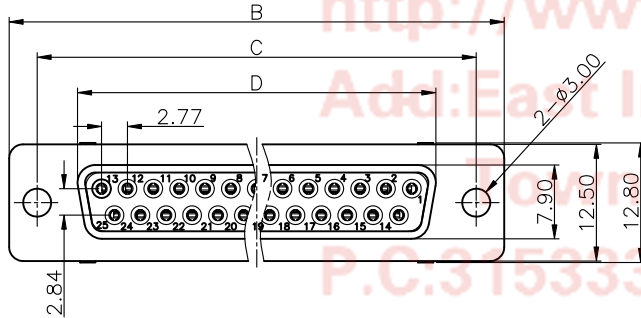
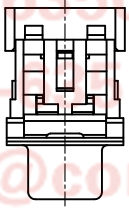
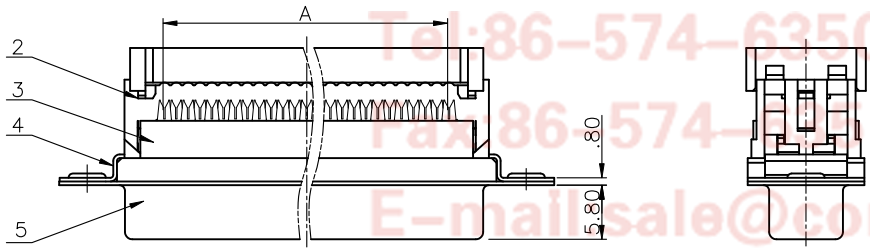
Position	A±0.1	B±0.2	C±0.2	D±0.2	
				Male	Female
9P	10.16	30.80	24.99	17.90	16.33
15P	17.78	39.14	33.32	26.50	24.66
25P	30.48	53.04	47.04	40.00	38.38
37P	45.72	69.32	63.50	56.50	54.84

MALE

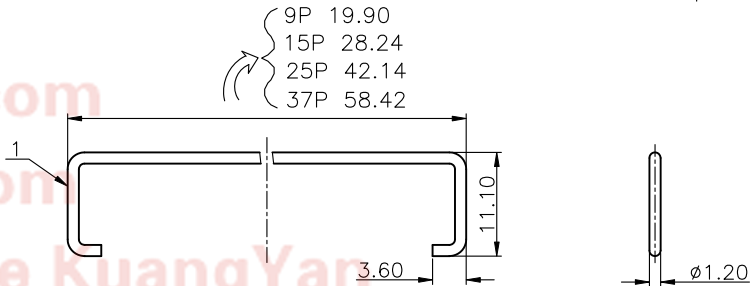
ITEM	PART NAME	MATERIAL	FINISHED
1	LATCH	STAINLESS STEEL	
2	MIDDLE COVER	PBT 30%G.F	UL 94 V-0
3	HOUSING	PBT 30%G.F	UL 94 V-0
4	WASHER	STEEL	Tin Plated
5	SHELL	STEEL	Nickel Plated

NOTES:  
1. ELECTRICAL CHARACTERISTICS:  
1.1 CONTACT RESISTANCE: 30m $\Omega$  Max.INITIAL.  
1.2 DIELECTRIC WITHSTANDING VOLTAGE:500V AC(rms) FOR 1 MINUTE.  
1.3 INSULATION RESISTANCE:1000M $\Omega$  Min.  
2. MECHANICAL CHARACTERISTICS:  
2.1 DURABILITY: 300 CYCLES.  
3. ENVIRONMENT CHARACTERISTICS:  
3.1 OPERATING TEMPERATURE: -40°C~+105°C.  
4. PRODUCT NUMBER CODE:  
DS1036-02 -XX X X X - YT

CONTACT PLATING:  
2: GOLD FLASH + NICKEL  
HOUSING COLOR:  
U:BLUE  
B:BLACK  
LATCH SUPPORT:  
P:W/  
CONNECTOR TYPE:  
M:MALE  
F:FEMALE  
No.OF CONTACTS:  
09:9pos  
15:15pos  
25:25pos  
37:37pos



FEMALE



9P	19.90
15P	28.24
25P	42.14
37P	58.42

GENERAL TOLERANCE		ANGLE TOLERANCE		PROJECTION	TITLE
.X	±0.60	.X	±5°	mm	D-SUB IDC WITH LATCH TYPE
.X	±0.38	.X	±3°		
.XX	±0.25	.XX	±2°		
DRAWING TYPE		CUSTOMRE		SHEET SIZE	SERIES
SCALE		1:1		A4	DS1036-02 SERIES
DRAWING NO.		C-DS1036-02-XXXXXX-C		SHEET	

**晨翔电子有限公司**  
**CONNFLY CONNFLY ELECTRONIC CO. LTD**