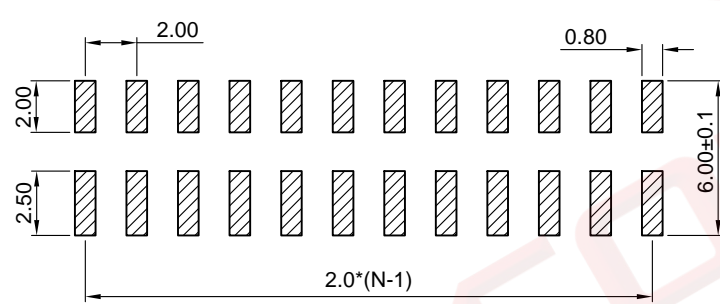
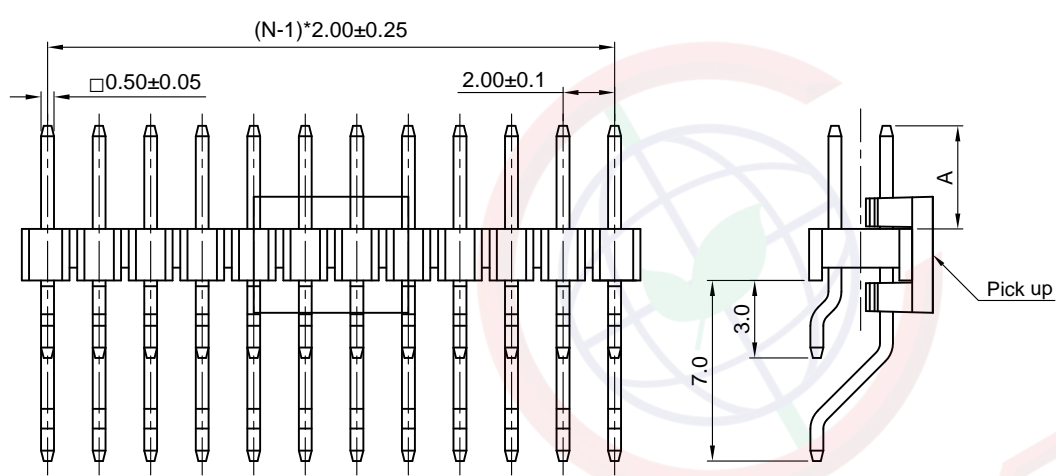
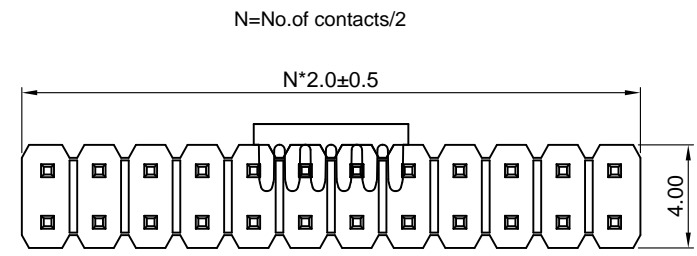


Dept	Qty
DC	1
ED	1
IE	1
ISO	1
PD	1
R&D	1
SD	1
QA	1
QC	1
QF	1

The information provided herein is from CONNELY Electronic Co., Ltd. and is confidential. Any disclosure to a party other than the recipient is prohibited. The intellectual properties and its rights contained herein, including but not limited to, trademarks, patents, copyrights, trade secrets, and technical know-how, are owned exclusively by CONNELY or its affiliates. Unauthorized use or reproduction of any part of this document is strictly prohibited. CONNELY may enforce its intellectual property rights at its own discretion, failures or delays to exercise such rights does not constitute a waiver of such rights.

REV.	DESCRIPTION	DRAWN	CHECKED	APPROVED
A	NEW RELEASE	LJH 05/08/05'		LJC 05/08/05'
B	ADD P/N CODE	JLZ 10/28/14'		LJC 10/28/14'
D	DRAWING UPDATE	JLZ 07/16/16'		



TYPE	A
1	4.00
2	5.50
3	
4	
5	

Notes:

Specifications:

- Contact Resistance: 20mΩ Max.
- Insulation Resistance: 1000MΩ Min.
- Dielectric Withstanding Voltage: 500V AC(rms) For 1 Minute.
- Current Rating:1.5A.
- Temperature: -40°C~+105°C.

Materials:

- Contact Material: Copper Alloy.
- Contact Plating: Gold Plating Over Nickel.
- Insulator Material: High temp,Black,UL94-V0.

Product Number Code:

DS1025-07 - X X X X X X X - X

- Plating level
3A: Level 3A
B: Level B
- Packing type
R: Tape on reel
N/A Code: Ploybag
- Pick up support
S: W/ Pick up
N/A Code: W/O Pick up
- Dim.A type
1: Type 1
or A*.*
- Mounting type
S: SMT type
- Housing color
B: Black
- Contact plating
8: Full gold flash
- Connector type
P: Plug
- No.of contacts
2x2-2x40



(Series Image-Reference Only)

GENERAL TOLERANCE		ANGLE TOLERANCE		PROJECTION		TITLE	2.0mm Pin Header	
X.	±0.60	X.	±5°	UNITS	mm	Double Row SMT Type		
.X	±0.38	.X	±3°	SHEET SIZE	A4	SERIES	DS1025-07 SERIES	
.XX	±0.25	.XX	±2°	晨翔电子有限公司 CONNFLY CONNELY ELECTRONIC CO. LTD				
DRAWING TYPE		CUSTOMER						
SCALE		1:1						
DRAWING NO.		C-DS1025-07-XXXXXX-X-D						