



广东东菱电源科技有限公司
Guangdong DonePower Technology Co.,Ltd
广东省中山市横栏镇康龙三路3号东菱工业园
咨询热线: 400-0760-585 WWW.DONEPOWER.COM.CN

产品类型

东菱 LED 室内驱动电源 DONE LED INTEGRATED SPECIAL DRIVER

产品系列

DL-40H-LAB

REV

1. 1

广东东菱电源科技有限公司

客户承认书

Guangdong Done Power Technology Co.,Ltd.

SPECIFICATION


CUSTOMER :		
MODEL NO. :	DL-40H-LAB	
VERSION:	V1.1	
CUSTOMER		
TEST	CHECK	APPROVE
Please return to us one copy of "SPECIFICATION FOR APPROVAL" with you approved signature..		
MANUFACTRUE		
EDIT	CHECK	APPROVE
<p>Guangdong Done Power Technology Co.,Ltd 广东东菱电源科技有限公司</p> <p>No. 3-1&3-2, Kanglong 3rd Road, XinMao Industry Zone, Henglan Town, Zhongshan City, Guangdong Province, P. R. China Post code:528478</p> <p>地址: 广东省中山市横栏镇新茂工业区康龙三路3号之一之二 邮编: 528478</p> <p>TEL:0760-89838399 89838379 FAX:0760-89831157 89838396</p>		

VERSION

DATE	CAUSES OF CHANGE	REV.	CHECKED BY
2020. 3. 12	Initial version	V1. 0	
2021. 3. 18	Update company logo; Adjust product features、 new comment and new DL-40H-C1050-LAB model on page 3; Page 4 add voltage range 200-264Vac、 Rated Frequency 50/60Hz 、 Page 6 modified life curve and new DL-40H-C1050-LAB model.	V1. 1	

FEATURES

- ◇ Class II driver
- ◇ AC input: 220-240V ~ 50/60Hz
- ◇ The input is 220Vac, the output is full, and the efficiency is up to 89%.
- ◇ PF > 0.95 & THD < 12% full load
- ◇ The level of lightning surge is differential mode L-N
Class II + /-1 KV (2 ohm). Refer to IEC61000-4-5 2014
- ◇ CCC/TUV/CE/SAA approved
- ◇ 5 years warranty



TYPICAL APPLICATIONS

Commercial lighting , Household lighting



MODEL LIST

Model	AC Input	Output voltage	Output current	Efficiency	THD	PF
				230Vac	230Vac	230Vac
DL-40H-C1000-LAB	220-240Vac 50/60Hz	25~42Vdc	1000mA	>89%	< 12%	> 0.95
DL-40H-C1050-LAB	220-240Vac 50/60Hz	25~40Vdc	1050mA	>89%	< 12%	>0.95
DL-40H-C950-LAB	220-240Vac 50/60Hz	25~42Vdc	950mA	>89%	< 12%	>0.95
DL-40H-C900-LAB	220-240Vac 50/60Hz	25~42Vdc	900mA	>89%	< 12%	>0.95
DL-40H-C850-LAB	220-240Vac 50/60Hz	25~42Vdc	850mA	>89%	< 12%	>0.95

Note: the above parameters are measured at: Ta=25 °C, 230Vac input, working at full load for 30 minutes.

■ SPECIFICATION

◇ INPUT

Rated voltage	220 -240Vac
Voltage range	200 - 264Vac
Rated frequency	50/60Hz
Power factor(PF)	>0.95 @230Vac full load
Total harmonic distortion(THD)	<12%@230Vac full load
Input current	0.24A @230Vac
Inrush current (typ.)	Cold start 70A @230Vac

◇ OUTPUT

Model	DL-40H-C1000-LAB	DL-40H-C1050-LAB	DL-40H-C950-LAB	DL-40H-C900-LAB	DL-40H-C850-LAB
Rated current	1000mA	1050mA	950mA	900mA	850mA
Output current range	950-1050mA	997-1103mA	903-998mA	855-945mA	808-893mA
Output voltage range	25~42Vdc	25~40Vdc	25~42Vdc	25~42Vdc	25~42Vdc
Rated output power	42W	42W	39.9W	37.8W	35.7W
No load voltage	51V MAX.	51V MAX.	51V MAX.	51V MAX.	51V MAX.
Efficiency	89%@230Vac full load	89%@230Vac full load	89%@230Vac full load	89%@230Vac full load	89%@230Vac full load
Accuracy off output current	±5%	±5%	±5%	±5%	±5%
Line regulation	±3%	±3%	±3%	±3%	±3%
Load regulation	±3%	±3%	±3%	±3%	±3%
Setup time	<500mS 230Vac full load	<500mS 230Vac full load	<500mS 230Vac full load	<500mS 230Vac full load	<500mS 230Vac full load
Stroboscopic coefficient	<5%Io @220-240Vac				

◇ PROTECTION

Over load	Non-latching : Constant current limiting, recovers automatically after fault condition is removed
Short	Hiccup and non-latching, recover automatically after fault condition is removed
Over voltage	hiccup or when it is at the highest point of output voltage the product would not be hurt when the fault is excluded or is start working again the power supply is working normally

NOTE :

- 1) All parameters NOT specially mentioned are measured at 230VAC input, rated load and 25°C of ambient temperature.
- 2) Tolerance : includes set up tolerance, line regulation and load regulation.
- 3) Constant current operation region is within 50% ~100% rated output voltage. This is the suitable operation region for LED related applications.

■ ENVIRONMENT

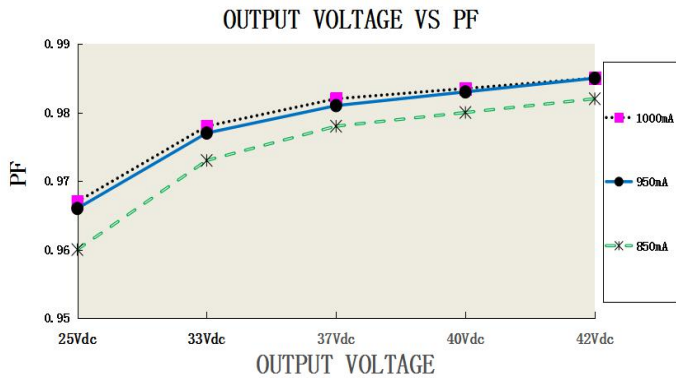
WORKING TEMP.	-25 ~ +50°C (Refer to "Derating Curve")
WORKING HUMIDITY	20 ~ 95% RH, non-condensing
STORAGE TEMP, HUMIDITY	-25 ~ +80°C, 10 ~ 95% RH
VIBRATION	10 ~ 500Hz, 5G 12min./1cycle, period for 72min. each along X, Y, Z axes
WITHSTAND VOLTAGE	I/P-O/P:3.75KVAC
ISOLATION RESISTANCE	I/P-O/P:100M Ohms / 500VDC / 25°C/ 70% RH
MTBF	150K hrs min. MIL-HDBK-217F (25°C)

■ SAFETY & EMC

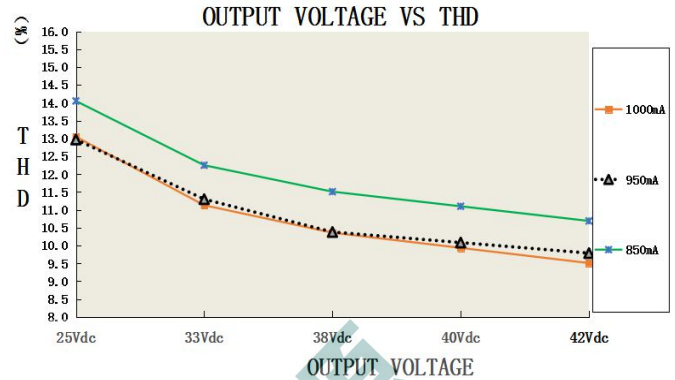
SAFETY	GB19510.1, GB19510.14, EN61347-1, IEC61347-1, EN61347-2-13, IEC61347-2-13, AS/NZS 61347.1, AS 61347.2.13
EMC	EMI : GB 17743, EN 55015, EN 61000-3-2 , EMS : EN 61000-3-3 EN 61000-4-2, EN 61000-4-3, EN61000-4-4, EN 61000-4-5, EN 61000-4-6, EN 61000-4-8
SUGER	The level of lightning surge is differential mode L-N Class II +/-1 KV (2 ohm) (IEC61000-4-5 2014)
LEAKAGE CURRENT	<10mA / 230Vac

NOTE : The power supply is considered as a component that will be operated in combination with final equipment. Since EMC performance will be affected by the complete installation, the final equipment manufacturers must re-qualify EMC Directive on the complete installation again.

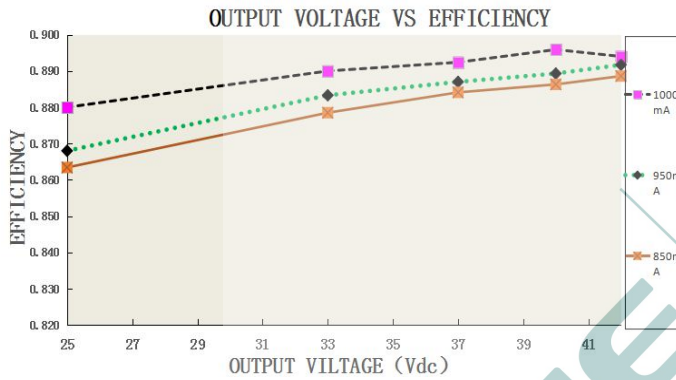
OUTPUT VOLTAGE VS PF



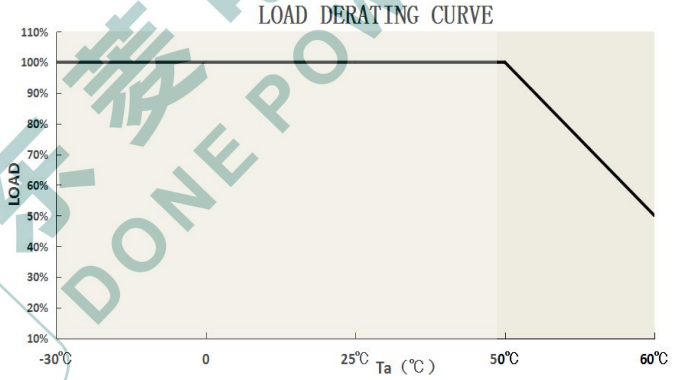
OUTPUT VOLTAGE VS THD



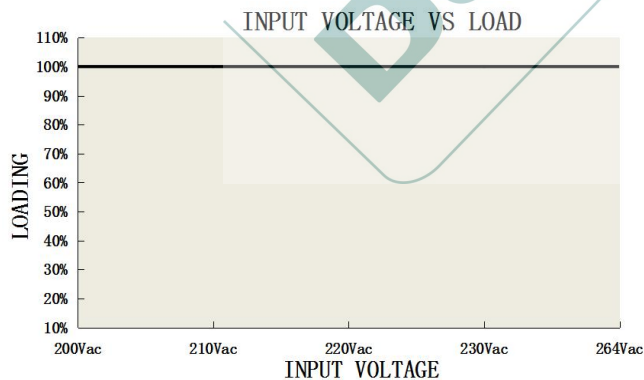
OUTPUT VOLTAGE VS EFFICIENCY



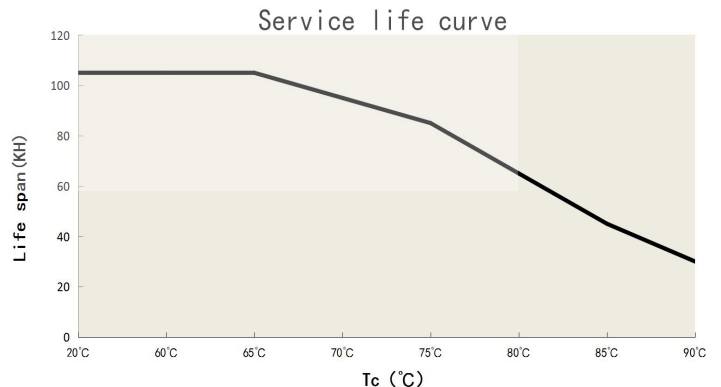
LOAD DERATING CURVE



INPUT VOLTAGE VS LOAD



LIFE VS Tc

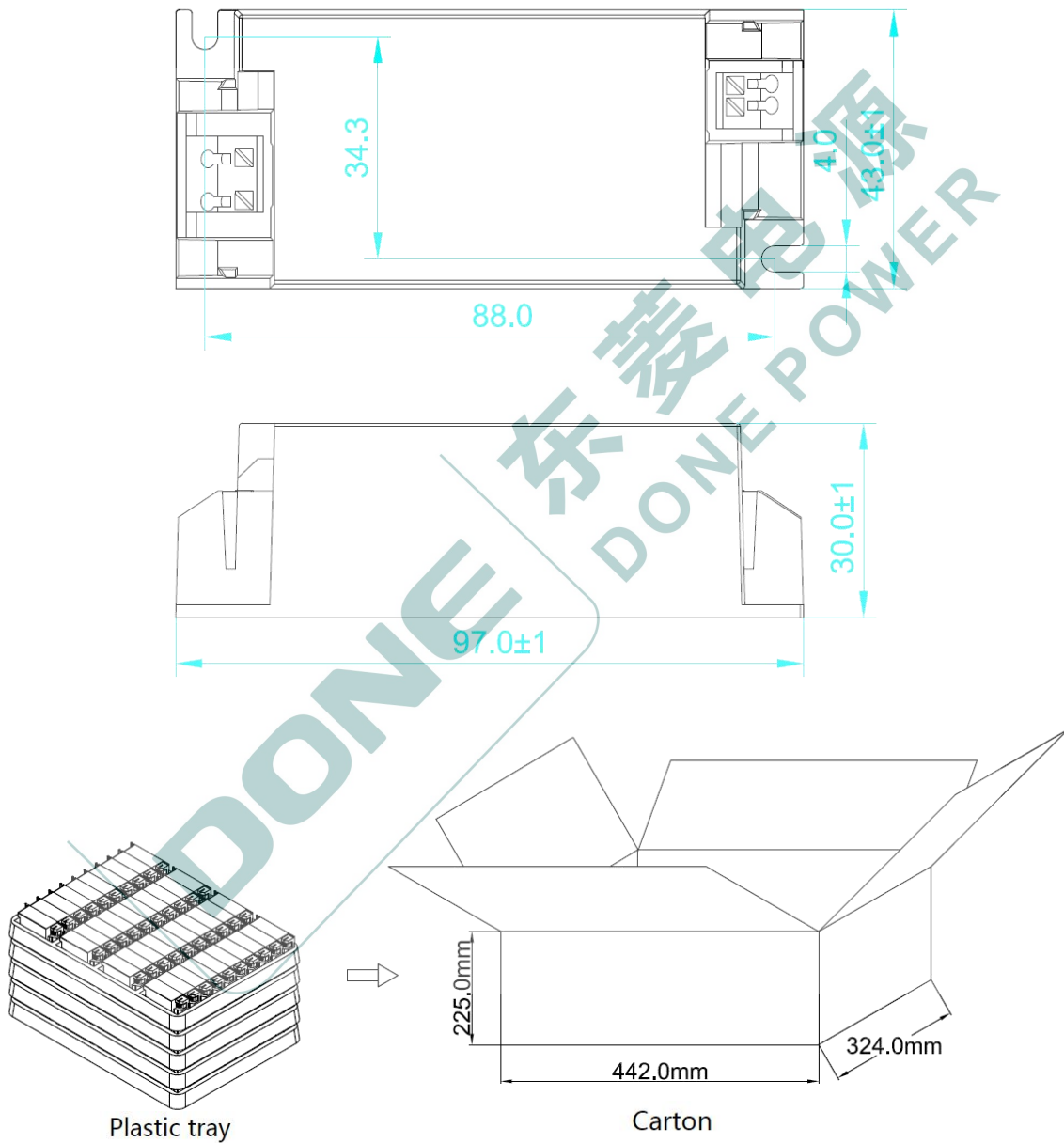


MECHANICAL SPECIFICATION & PACKING :

DIMENSION (mm)	97*43*30
PACKING	/

Housing model : FG01

Unit:mm



Remarks: a box of 5 floors, each floor 40PCS

WEIGHT

Weight	100g/PCS
--------	----------