

产品类型	东菱 LED 室外驱动电源 DONE LED INTEGRATED SPECIAL DRIVER		
产品系列	DL-30W-MPA 系列	REV	1.3

中山市东菱照明科技有限公司

客户承认书

ACKNOWLEDGMENT FOR CUSTOMER

CUSTOMER/客户名:			
MODEL NO./产品型号:	DL-30W-MPA		
Rev./版本号:	V1.3		
SAMPLE DATE/送样日期:			
客户确认栏			
TESTED BY 检查	CHECKED BY 审核	APPROVED BY 批准	
客户备注			
Please return to us one copy of "SPECIFICATION FOR APPROVAL" with you approved signature./客户确认签章后请回传一份承认书给我公司.			
东菱确认栏			
MADE BY 制作	CHECKED BY 审核	APPROVED BY 批准	
梁家伟	林福立 2019.08.22 11:10:34 +08'00'	 2019.08.22 11:20:18 +08'00'	
Zhongshan Done Lighting Technology Co., Ltd. 中山市东菱照明科技有限公司 No. 3-1&3-2, Kanglong 3rd Road, XinMao Industry Zone, Henglan Town, Zhongshan City, Guangdong Province, P. R. China Post code: 528478 地址: 中山市横栏镇新茂工业区康龙三路 3 号之一之二 邮编: 528478 TEL: 0760-89838399 89838379 FAX: 0760-89831157 89838396			

受

CHANGE HISTORY 变更履历表

DATE 日期	CONTENT OF CHANGE 变更原因	REV. 版本	CHECKED BY 审核
2017/10/20	初次发行	V1.0	
2019/03/15	修订公司地址、更新产品机械尺寸图、更新标签、调整 空载电压参数	V1.1	
2019/05/25	调整第 4 页电流精度为 $\pm 5\sim 7\%$	V1.2	张明立 2019.05.25 17:18:29 +08'00'
2019/08/14	修改铭牌标签, 增加 EAC 标志与 BIS 标志	V1.3	张明立 2019.08.22 11:11:13 +08'00'

FEATURES 产品特点

◇ Class I Driver

Class I 结构驱动

◇ Input voltage:100-277V ~ 50/60Hz

输入:100-277V ~ 50/60Hz

◇ Eff.>87% @230Vac full load

输入为 230Vac，输出满负载，效率可达 87%

◇ Lightning Surge Differential Mode+/- 4KV(2 ohm) .

Class II (line to neutral) (IEC61000-4-5 2014)

雷击浪涌等级为差模 L-N Class II +/- 4KV(2 ohm)

参照 IEC61000-4-5 2014

◇ Double 85 test pass (15 days) @230Vac full load

可通过双 85 测试 (15 天) @230Vac 满载

◇ The LED DRIVER shall be applied 1500Vac for 60 seconds (HI - POT)

该 LED 驱动 I/P-O/P 耐压可达 1500Vac 持续 60S

◇ Long life design warranty for 3years

超长寿命设计，质保 3 年

◇ Applied in: Street lamp, project-light lamp, wash wall lamp or other outdoor lamps and lanterns

应用于：路灯、投光灯、洗墙灯等户外照明灯具



MODEL LIST 型号列表

型号 (Model NO.)	Input Voltage 输入电压	Output Voltage 输出电压	Output Current 输出电流	效率 Efficiency		THD		PF	
				115Vac	230Vac	115Vac	230Vac	115Vac	230Vac
DL-30W900-MPA	100-277Vac ~ 50/60Hz	18~36Vdc	900mA	85%	87%	10%	12%	0.99	0.95
DL-30W350-MPA		48-86Vdc	350mA	85%	87%	10%	12%	0.99	0.95
DL-30W300-MPA		48-96Vdc	300mA	85%	87%	10%	12%	0.99	0.95

■ ELECTRICAL SPECIFICATION 电气规格

◇Input Characteristics 输入特性

RATED INPUT VOLTAGE 额定输入电压	100-277Vac
RATED FREQUENCY 额定频率	50Hz/60Hz
POWER FACTOR 功率因数	≧0.95@230Vac full load
THD 总谐波失真	≤12%@230Vac
AC INPUT CURRENT AC 输入电流	<0.42A
INRUSH CURRENT(max.) 浪涌电流(最大)	Cold Start 70A @230Vac 冷启动 (25°C) 70A /230Vac

◇Output Characteristics 输出特性

Model NO. 型号	DL-30W900-MPA	DL-30W350-MPA	DL-30W300-MPA
RATED CURRENT 额定电流 (m A)	900mA	350mA	300mA
CONSTANT CURRENT REGION 电流范围	855~945mA	332.5~367.5mA	285~315mA
VOLTAGE RANGE 电压范围 (V dc)	18~36Vdc	48~86Vdc	48~96Vdc
RATED POWER 额定功率	32.4W	30.1W	28.8W
NO-LOAD VOLTAGE 空载电压(V dc)	<49Vdc	<105Vdc	<108Vdc
EFFICIENCY 效率	>87%@230Vac full load		
RIPPLE OF THE OUTPUT CURRENT 输出电流纹波	<50% I out		
CURRENT TOLERANCE 电流精度	±5~7%		
LINE REGULATION 线性调整率	±3%		
LOAD REGULATION 负载调整率	±3%		
SETUP TIME 启动时间	≤500ms @ 230Vac full load		

◇Protection 保护

OVER CURRENT 过载	95 ~ 105% Protection type : Constant current limiting, recovers automatically after fault condition is removed 保护模式:恒电流限制模式, 负载异常条件移除后可自动恢复
SHORT CIRCUIT 短路	Hiccup mode, recovers automatically after fault condition is removed 打嗝模式,异常条件移除后可自动恢复
OVER VOLTAGE 过电压	Protection type : hiccup or when it is at the highest point of output voltage the product would not be hurt when the fault is excluded or is start working again the power supply is working normally 保护模式:打嗝或钳在某输出最高电压状态,产品不受损伤,当故障排除或重新起机时,电源工作正常

NOTE :

- 1) All parameters NOT specially mentioned are measured at 230Vac(50Hz) input, rated load and 25°C of ambient temperature.
如未特别说明,所有规格参数均在 230Vac (50Hz) 输入, 额定负载, 环境温度 25°C 的条件下进行测量
- 2) Tolerance : includes set up tolerance, line regulation and load regulation.
包含设定误差、线性调整率和负载调整率。
- 3) Constant current operation region is within 50% ~100% rated output voltage. This is the suitable operation region for LED related applications.
恒流模式在额定输出电压 50%~100%情况下运行, 适用行 LED 等相关产业

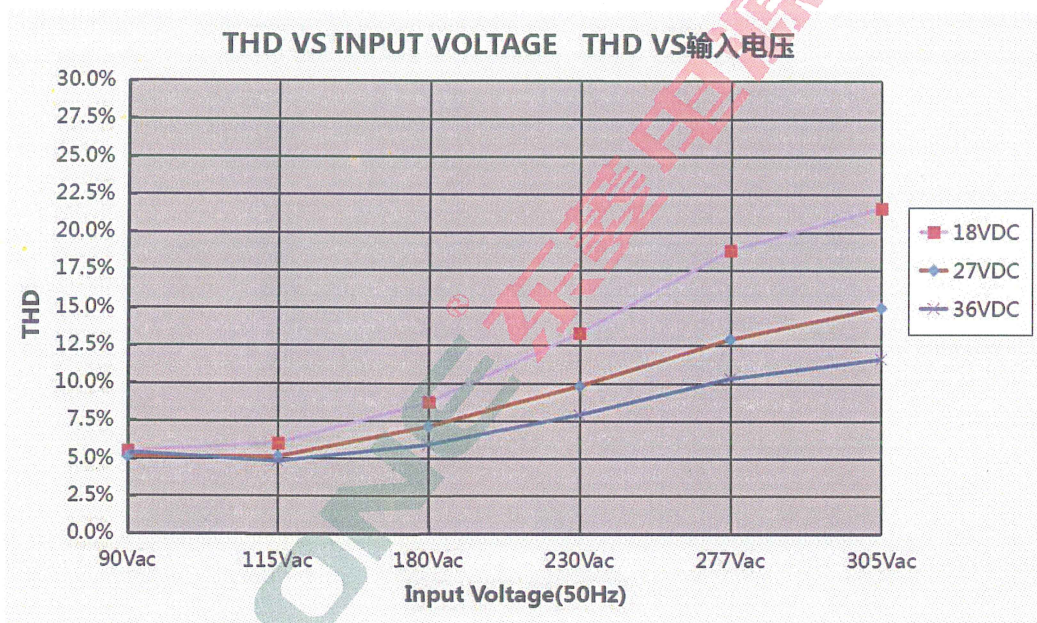
■ ENVIRONMENT 环境

WORKING TEMP. 工作温度	-40 ~ +55°C(Refer to "Derating Curve") -40 ~ +55°C (参考 减额曲线)
WORKING HUMIDITY 工作湿度	20 ~ 95% RH non-condensing 20 ~ 95% RH,无冷凝
STORAGE TEMP, HUMIDITY 储存温度、湿度	-40 ~ +85°C, 10 ~ 95% RH
VIBRATION 耐振动	10 ~ 500Hz, 5G 12min./1cycle, period for 72min. each along X, Y, Z axes 10 ~ 500Hz, 5G 12 分钟/周期, X、Y、Z 轴各 72 分钟
WITHSTAND VOLTAGE 耐压	I/P-O/P:1.5KVAC
ISOLATION RESISTANCE 绝缘阻抗	I/P-O/P:100M Ohms / 500VDC / 25°C/ 70% RH
MTBF	100K hrs min. MIL-HDBK-217F (25°C)

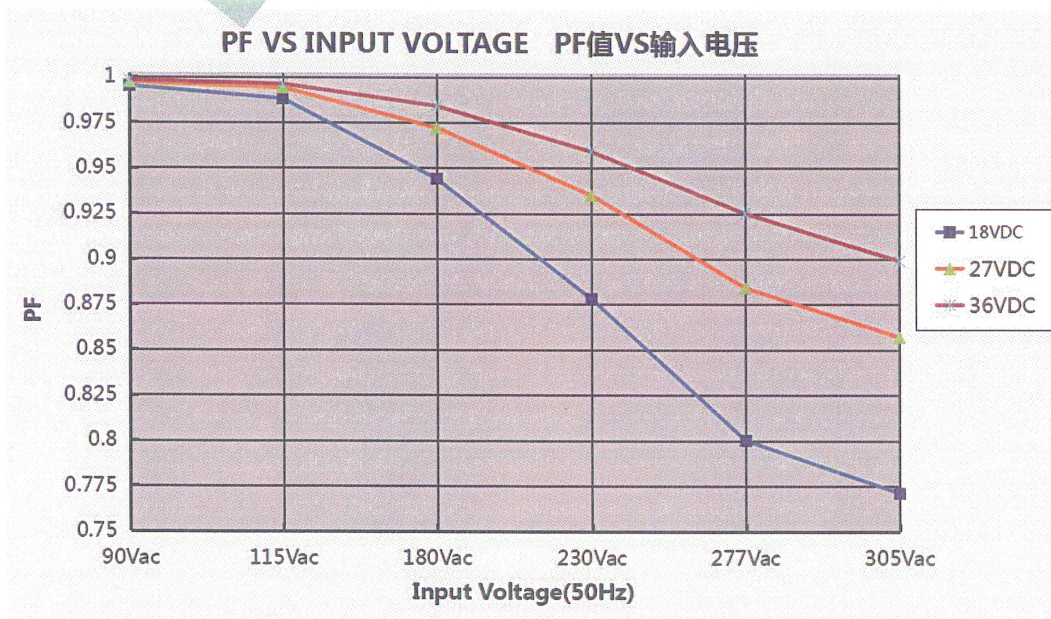
SAFETY & EMC 安全与电磁兼容

Safety 安全	/
EMC 电磁兼容	/
LIGHTNING SUGER 雷击浪涌	Differential Mode +/- 4KV (2 ohm) . Class II (line to neutral) (IEC61000-4-5 2014) 雷击浪涌等级为差模 L-N Class II +/- 4KV (2 ohm) (IEC61000-4-5 2014)
LEAKAGE CURRENT 漏电流	<0.7mA / 230Vac

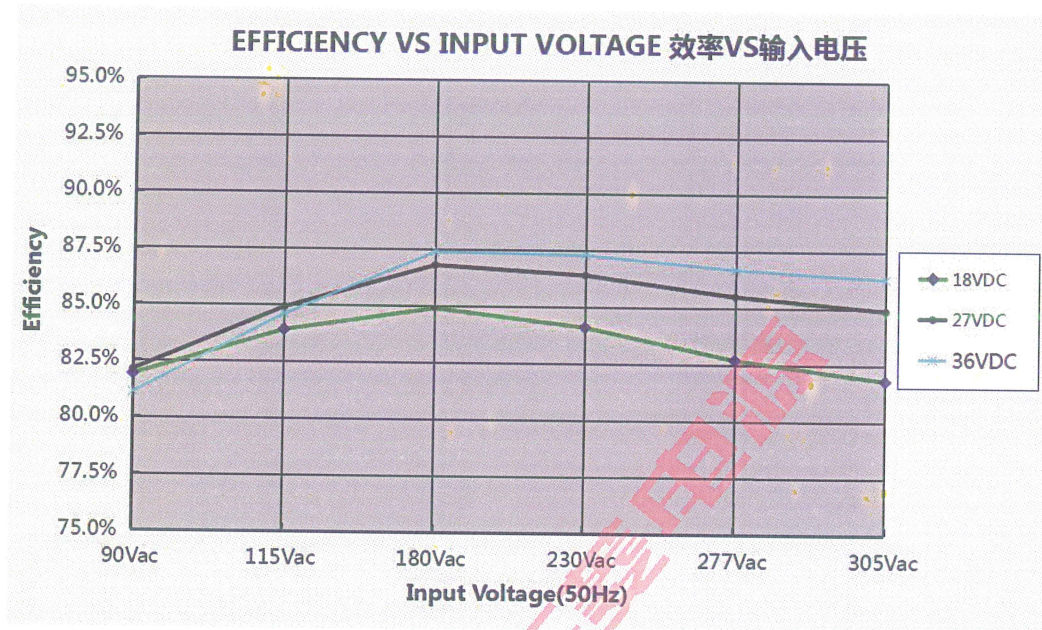
THD VS INPUT VOLTAGE THD VS 输入电压 (DL-30W900-MPA)



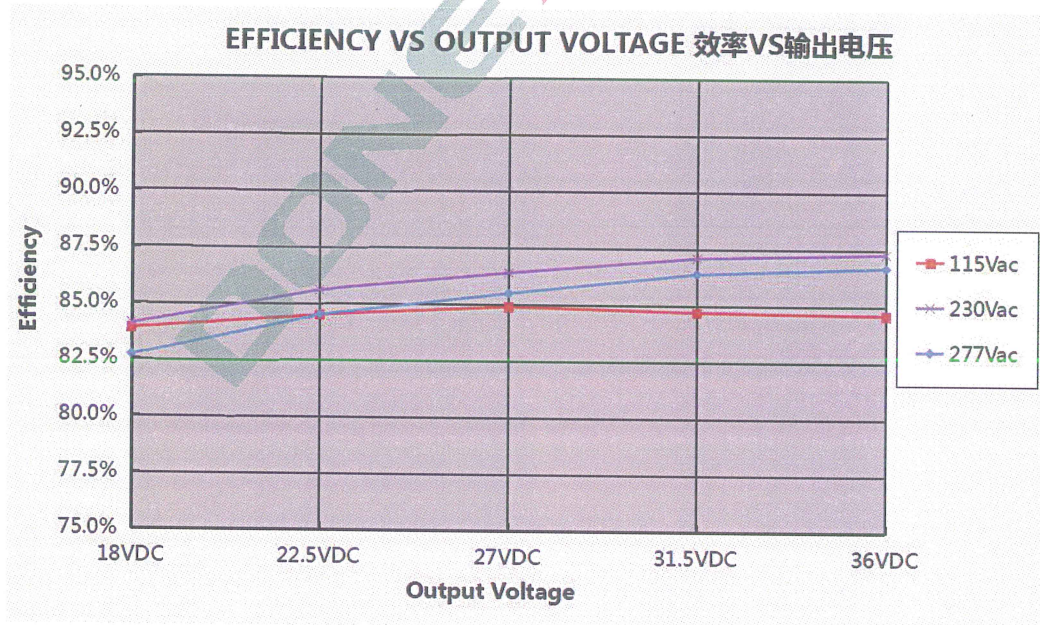
PF VS INPUT VOLTAGE PF 值 VS 输入电压 (DL-30W900-MPA)



■ EFFICIENCY VS INPUT VOLTAGE 效率 VS 输入电压 (DL-30W900-MPA)

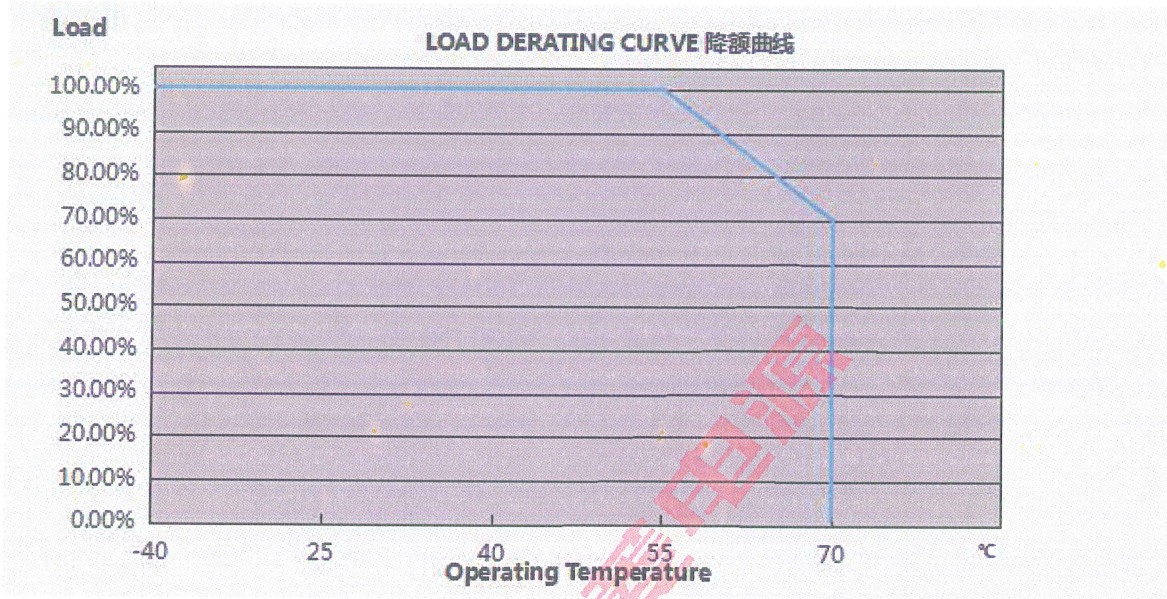


■ EFFICIENCY VS OUTPUT VOLTAGE 效率 VS 输出电压 (DL-30W900-MPA)

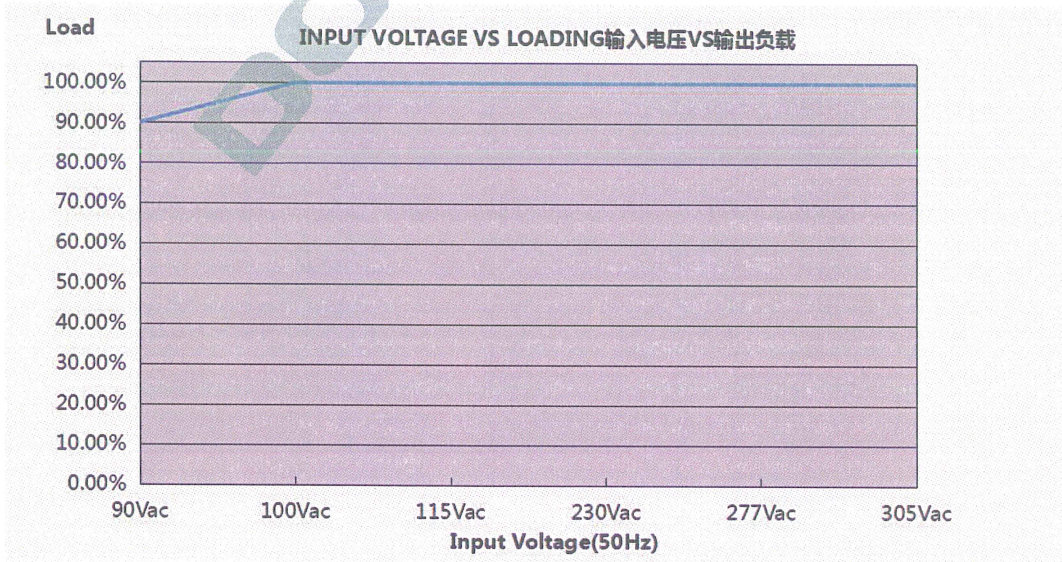


产品类型	东菱 LED 室外驱动电源 DONE LED INTEGRATED SPECIAL DRIVER		
产品系列	DL-30W-MPA 系列	REV	1.3

LOAD DERATING CURVE 降额曲线 (DL-30W900-MPA)



INPUT VOLTAGE VS LOADING 输入电压 VS 输出负载 (DL-30W900-MPA)



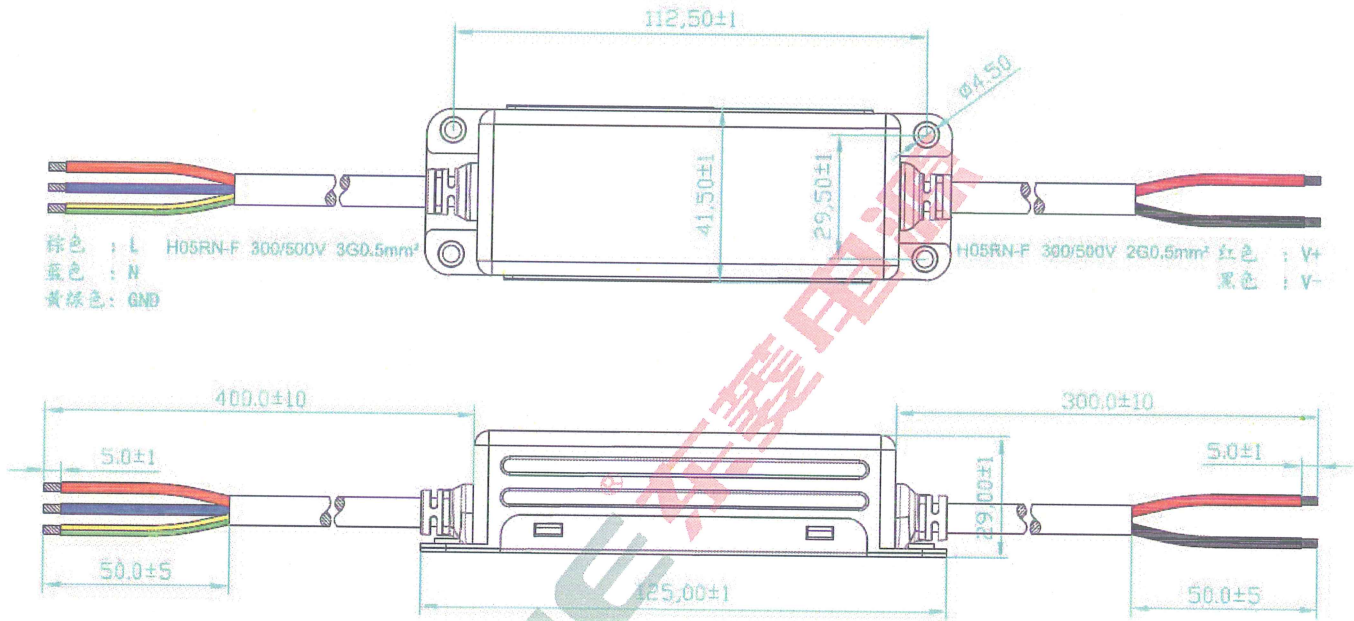
产品类型	东菱 LED 室外驱动电源 DONE LED INTEGRATED SPECIAL DRIVER		
产品系列	DL-30W-MPA 系列	REV	1.3

MECHANICAL SPECIFICATION & PACKING 机械尺寸图 & 包装:

DIMENSION 尺寸 (mm)	125*29*41.5
PACKING 包装	/

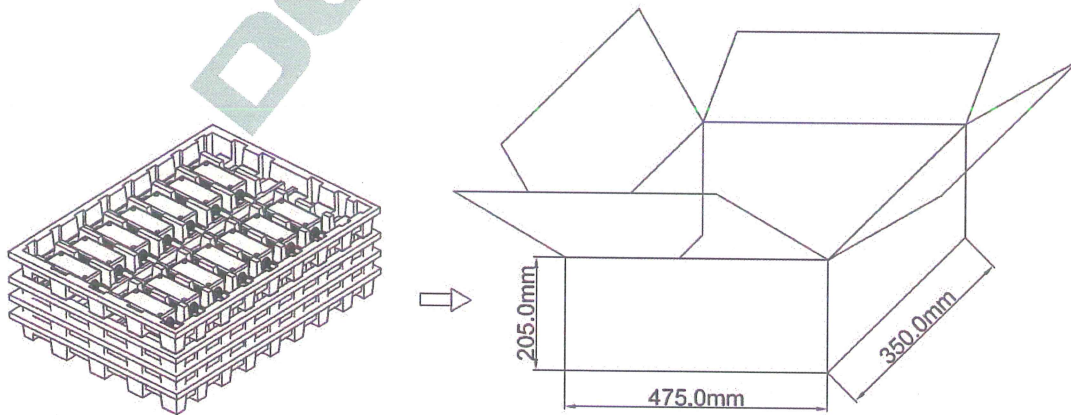
Case No.机壳型号 : D60-005

Unit 单位:mm



THE PACKING WAY 包装方式

PACKING 包装 (mm)	L475*W350*H205
-----------------	----------------



纸浆托盘
40.01.01.00034

纸箱
40.01.01.00042

注: 一箱4层, 每层14PCS
 每箱净重: 13.7KG
 每箱毛重: 15.3KG

MONOMER WEIGHT 单体重量

MONOMER WEIGHT 单体重量	255.6g
---------------------	--------

■ LABELLING 标签

DL-30W300-MPA	<p>DONE MODEL: DL-30W300-MPA Constant Current LED Driver Power Factor ≥ 0.95</p> <p>INPUT: 100-277V ~ 0.75A 50/60Hz OUTPUT: 48-96V \approx 0.3A P rated: Max. 28.8W MAX. VOLTAGE: 108V \approx (NO LOAD) t_c</p> <p>INPUT: <input type="radio"/> ACL...Brown (Red) <input type="radio"/> ACN...Blue (Black) <input type="radio"/> \oplus...Yellow/Green</p> <p>OUTPUT: +V...Red -V...Black</p> <p>IP67 IS 15885 (Part 2/Sec 13) EAC R-41082295</p> <p>MADE IN CHINA Ch MFRS: ZHONGSHAN DONE LIGHTING TECHNOLOGY CO., LTD. ADDRESS: No. 3-2 of Kanglong 3rd Road, Henglan Town, Zhongshan, Guangdong 528478 P.R. China</p> <p>$t_a: 55^{\circ}\text{C}$ $t_c: 90^{\circ}\text{C}$</p>
DL-30W350-MPA	<p>DONE MODEL: DL-30W350-MPA Constant Current LED Driver Power Factor ≥ 0.95</p> <p>INPUT: 100-277V ~ 0.42A 50/60Hz OUTPUT: 48-86V \approx 0.35A P rated: Max. 30.1W MAX. VOLTAGE: 105V \approx (NO LOAD) t_c</p> <p>INPUT: <input type="radio"/> ACL...Brown (Red) <input type="radio"/> ACN...Blue (Black) <input type="radio"/> \oplus...Yellow/Green</p> <p>OUTPUT: +V...Red -V...Black</p> <p>IP67 IS 15885 (Part 2/Sec 13) EAC R-41082295</p> <p>MADE IN CHINA Ch MFRS: ZHONGSHAN DONE LIGHTING TECHNOLOGY CO., LTD. ADDRESS: No. 3-2 of Kanglong 3rd Road, Henglan Town, Zhongshan, Guangdong 528478 P.R. China</p> <p>$t_a: 55^{\circ}\text{C}$ $t_c: 90^{\circ}\text{C}$</p>
DL-30W900-MPA	<p>DONE MODEL: DL-30W900-MPA Constant Current LED Driver Power Factor ≥ 0.95 SELV</p> <p>INPUT: 100-277V ~ 0.42A 50/60Hz OUTPUT: 18-36V \approx 0.9A P rated: Max. 32.4W MAX. VOLTAGE: 49V \approx (NO LOAD) t_c</p> <p>INPUT: <input type="radio"/> ACL...Brown (Red) <input type="radio"/> ACN...Blue (Black) <input type="radio"/> \oplus...Yellow/Green</p> <p>OUTPUT: +V...Red -V...Black</p> <p>IP67 IS 15885 (Part 2/Sec 13) EAC R-41082295</p> <p>MADE IN CHINA Ch MFRS: ZHONGSHAN DONE LIGHTING TECHNOLOGY CO., LTD. ADDRESS: No. 3-2 of Kanglong 3rd Road, Henglan Town, Zhongshan, Guangdong 528478 P.R. China</p> <p>$t_a: 55^{\circ}\text{C}$ $t_c: 90^{\circ}\text{C}$</p>

件